



Ventura County Community College District

255 W STANLEY AVE., SUITE 150, VENTURA, CA 93001
PH: 805-652-5500 FAX: 805-652-7700
WWW.VCCCD.EDU

DR. BERNARD LUSKIN
CHANCELLOR

ANNUAL REPORT FOR THE VENTURA COUNTY COMMUNITY COLLEGE DISTRICT FUTURIS TRUST AUGUST 2016

The Ventura County Community College District has established the Futuris Public Entity Investment Trust. This Trust is an IRS Section 115 Trust that is used for the purposes of investment and disbursement of funds irrevocably designated by the District for the payment of its obligations to eligible employees (and former employees) of the District and their eligible dependents and beneficiaries for life, sick, hospitalization, major medical, accident, disability, dental and other similar benefits (sometimes referred to as “other post-employment benefits,” or “OPEB”), in compliance with Governmental Accounting Statement Nos. 43/74 and 45/75¹.

The Governmental Accounting Standards Board (GASB) adopted Statements 43/74 and 45/75 for public sector employers to identify and report their Other Post-Employment Benefits (OPEB) liabilities. GASB Statements 43 and 45 establish uniform financial reporting standards for OPEB and improve relevance and usefulness of the reporting. Both of these standards provide instructions for calculating expenses and liabilities as well as requiring supplementary information schedules to be added to the year-end financial reports. GASB 74 and 75 build on the prior standards, requiring more disclosure, as well as more uniformity in calculating an agency’s OPEB liability.

The District has created a Retirement Board of Authority consisting of District personnel to oversee and run the Futuris Trust. Benefit Trust Company is the qualified Discretionary Trustee for asset and fiduciary management and investment policy development. Keenan & Associates is the Program Coordinator for the Futuris Trust providing oversight of the Futuris program and guidance to the District.

Attached to this notice is the most recent annual statement for the Trust. This statement shows (as of the date of the statement); the total assets in the Trust, the market value, the book value, all contribution and distribution activity (including all fees and expenses associated with the Trust), income activity, purchase activity, sale activity, and realized gains and losses. Please note that the Trust is not itself an employee benefit plan. Rather, the assets in the Trust are irrevocably designated for the funding of employee benefit plans. You are being provided this information pursuant to California Government Code Section 53216.4.

For more information regarding the Futuris Public Entity Investment Trust, please contact David El Fattal, Vice Chancellor, Business and Administrative Services at (805) 652-55362 with the Ventura County Community College District.

¹ GASB Standard No. 43 was superseded by Statement No. 74 for fiscal years beginning after June 15, 2016. GASB Standard No. 45 will be superseded by Statement No. 75 as of fiscal years beginning after June 15, 2017.

BENEFIT TRUST COMPANY HEREBY
CERTIFIES THIS ANNUAL TRUST STATEMENT FURNISHED
PURSUANT TO 29 CFR 2520.103-5(C) IS COMPLETE
AND ACCURATE.

(AUTHORIZED SIGNATURE)

RBOA FUTURIS

KS 66211

ACCOUNT NUMBER 115150004910

FOR THE PERIOD FROM 07/01/2015 TO 06/30/2016

THE PLAN ADMINISTRATOR WILL BE DEEMED TO APPROVE THIS REPORT UNLESS IT SUBMITS WRITTEN OBJECTIONS
OR PROPOSED CORRECTIONS THERETO WITHIN NINETY (90) CALENDAR DAYS FOLLOWING THE END OF THE PERIOD
COVERED IN THE REPORT.

TRUST EB FORMAT

Statement Period
Account Number

07/01/2015 through 06/30/2016
115150004910

Contents

Summary Of Fund	1
Asset Summary As Of 06/30/2016	2
Summary Of Cash Receipts And Disbursements	6
Schedule Of Income	7
Schedule Of Other Additions	27
Schedule Of Fees And Other Expenses	28
Schedule Of Other Disbursements And Reductions	31
Schedule Of Purchases	32
Schedule Of Sales	62
Schedule Of Unrealized Gains & Losses	96
Schedule Of Reportable Transactions	100
Balance Sheet	117
Schedule Of Prior Period Trades Settled	119
Schedule Of Pending Trades End Of Period	122

TRUST EB FORMAT

Statement Period
Account Number

07/01/2015 through 06/30/2016
115150004910

Summary Of Fund

MARKET VALUE AS OF 07/01/2015		17,035,356.54
EARNINGS		
NET INCOME CASH RECEIPTS	773,150.28	
FEES AND OTHER EXPENSES	64,242.32-	
REALIZED GAIN OR LOSS	370,326.46-	
UNREALIZED GAIN OR LOSS	298,460.45-	
IN-KIND GAIN OR LOSS REDUCTIONS	0.01	
TOTAL EARNINGS		40,121.06
OTHER RECEIPTS		507,045.42
MISCELLANEOUS TRANSACTIONS		0.16-
TOTAL MARKET VALUE AS OF 06/30/2016		17,582,522.86

TRUST EB FORMAT

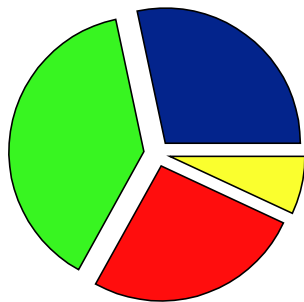
Statement Period
Account Number





07/01/2015 through 06/30/2016
115150004910

Asset Summary As Of 06/30/2016

DESCRIPTION	MARKET VALUE	AVG COST	% OF PORT
MUTUAL FUND - FIXED INCOME	6,779,363.06	6,783,334.19	39
MUTUAL FUND - DOMESTIC EQUITY	4,977,823.92	5,099,563.36	28
MUTUAL FUND - INTERNATIONAL EQUITY	4,592,789.46	4,768,330.46	26
MUTUAL FUND - REAL ESTATE	1,232,456.11	1,173,098.72	7
TOTAL INVESTMENTS	17,582,432.55	17,824,326.73	
CASH	35,039.34		
DUE FROM BROKER	90.02		
DUE TO BROKER	35,039.05		
TOTAL MARKET VALUE	17,582,522.86		

Ending Asset Allocation



28.3%		MUTUAL FUND - DOMESTIC EQUITY	4,977,823.92
38.6%		MUTUAL FUND - FIXED INCOME	6,779,363.06
26.1%		MUTUAL FUND - INTERNATIONAL EQUI	4,592,789.46
7.0%		MUTUAL FUND - REAL ESTATE	1,232,456.11
100.0%		Total	17,582,432.55

TRUST EB FORMAT

Statement Period
Account Number

07/01/2015 through 06/30/2016
115150004910

Asset Detail As Of 06/30/2016

UNITS/BOOK VALUE	DESCRIPTION	MARKET VALUE	AVG COST	% OF PORT
MUTUAL FUND - FIXED INCOME				
86,984.639	BLACKROCK TOTAL RETURN - K	1,038,596.59	1,038,596.59	6
188.002	BLACKROCK TOTAL RETURN	2,244.74	2,244.74	0
110.016	BLACKROCK STRATEGIC INCOME FUND	1,069.36	1,069.36	0
44,578.901	BLACKROCK STRATEGIC INCOME OPPS -K	433,306.92	432,861.13	2
47,358.986	GUGGENHEIM INVESTMENTS INVESTMENT GRADE BOND FUND	865,722.26	865,722.26	5
41,741.671	HARTFORD WORLD BOND - Y	433,278.54	432,861.13	2
48,928.861	LEGG MASON BW GLOBAL OPPORTUNITIES BOND IS	527,453.12	530,706.91	3
46,345.581	LEGG MASON BW ALTERNATIVE CREDIT	433,331.18	483,701.23	2
70,978.605	PRUDENTIAL FUNDS TOTAL RETURN BOND CL Q	1,043,385.49	1,000,579.19	6
84,606.034	FRANKLIN TEMPLETON MUTUAL FDS. GLOBAL BOND R6	957,740.30	953,510.00	5
234.715	LEGG MASON WESTERN ASSET CORE PLUS BOND	2,786.07	2,786.07	0
87,653.622	LEGG MASON CORE PLUS BOND IS	1,040,448.49	1,038,695.58	6
		6,779,363.06	6,783,334.19	39
MUTUAL FUND - DOMESTIC EQUITY				
63,372.227	ALGER FUNDS SMALL CAP FOCUS Z	705,332.89	692,658.44	4
53,276.139	ALGER FUNDS SPECTRA Z	886,514.95	975,434.69	5

TRUST EB FORMAT

Statement Period
Account Number

07/01/2015 through 06/30/2016
115150004910

Asset Detail As Of 06/30/2016

UNITS/BOOK VALUE	DESCRIPTION	MARKET VALUE	AVG COST	% OF PORT
40,798.817	COLUMBIA CONTRARIAN CORE	892,270.13	920,353.76	5
28,182.904	OAKMARK SELECT	1,071,514.01	1,159,758.01	6
25,479.579	HARTFORD FUNDS MIDCAP CLASS Y	719,288.52	658,474.59	4
12,219.863	UNDISCOVERED MANAGERS BEHAVIORAL VALUE R6	702,886.52	692,866.26	4
.5	VANGUARD GROUP MID CAP INDEX FUND	16.90	17.61	0
		4,977,823.92	5,099,563.36	28
MUTUAL FUND - INTERNATIONAL EQUITY				
59,054.717	BRANDES FUNDS INTERNATIONAL EQUITY - R6	874,009.81	876,924.50	5
34,517.102	BRANDES FUNDS INTERNATIONAL SMALL CAP EQUITY	441,473.73	443,704.93	3
48,201.583	BRANDES FUNDS EMERGING MARKETS FUND CLASS I	356,691.71	422,052.54	2
51,514.121	HARTFORD INTERNATIONAL VALUE - Y	699,046.62	692,349.79	4
29,865.948	CLEARBRIDGE INTERNATIONAL CM CAP - IS	437,237.48	433,056.24	2
15,139.748	AMERICAN FUNDS NEW PERSPECTIVE F2	535,190.09	575,441.28	3
6,968.176	AMERICAN FUNDS NEW WORLD F2	355,864.75	405,912.80	2
45,832.492	THORNBURG INVESTMENT INCOME BUILDER I	893,275.27	918,888.38	5
		4,592,789.46	4,768,330.46	26
MUTUAL FUND - REAL ESTATE				
38,820.623	COHEN AND STEERS REAL ESTATE SECURITIES - Z	611,813.02	617,527.00	3

TRUST EB FORMAT

Statement Period
Account Number

07/01/2015 through 06/30/2016
115150004910

Asset Detail As Of 06/30/2016

UNITS/BOOK VALUE	DESCRIPTION	MARKET VALUE	AVG COST	% OF PORT
24,845.6	PRUDENTIAL FUNDS GLOBAL REAL ESTATE CL Q	620,643.09	555,571.72	4
		1,232,456.11	1,173,098.72	7
	TOTAL INVESTMENTS	17,582,432.55		
	CASH	35,039.34		
	DUE FROM BROKER	90.02		
	DUE TO BROKER	35,039.05		
	NET ASSETS	17,582,522.86		
	TOTAL MARKET VALUE	17,582,522.86		

TRUST EB FORMAT

Statement Period
Account Number

07/01/2015 through 06/30/2016
115150004910

Summary Of Cash Receipts And Disbursements

R E C E I P T S

CASH BALANCE AS OF 07/01/2015		250,000.00
INCOME RECEIVED		
DIVIDENDS	773,150.28	
TOTAL INCOME RECEIPTS		773,150.28
OTHER CASH RECEIPTS		504,479.05
PROCEEDS FROM THE DISPOSITION OF ASSETS		10,010,949.03
TOTAL RECEIPTS		11,288,578.36

D I S B U R S E M E N T S

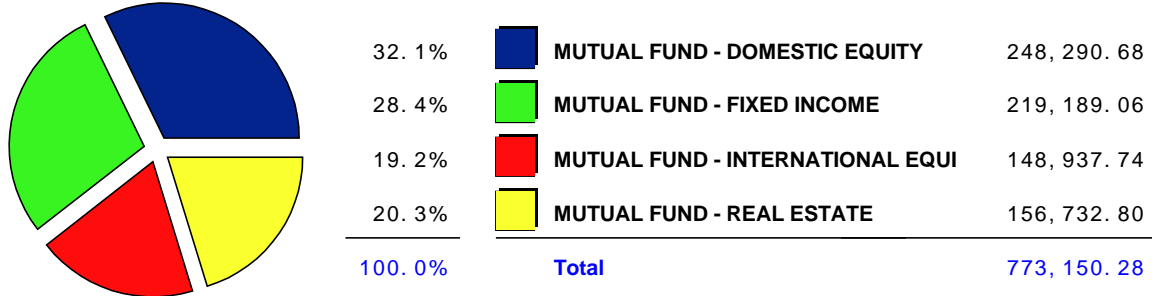
FEES AND OTHER EXPENSES		
ADMINISTRATIVE FEES AND EXPENSES	64,242.32	
TOTAL FEES AND OTHER EXPENSES		64,242.32
COST OF ACQUISITION OF ASSETS		11,439,296.70
TOTAL DISBURSEMENTS		11,503,539.02
CASH BALANCE AS OF 06/30/2016		35,039.34

TRUST EB FORMAT

Statement Period
Account Number

07/01/2015 through 06/30/2016
115150004910

Schedule Of Income Income Allocation



Income Schedule

DATE	DESCRIPTION	CASH RECEIVED	INCOME EARNED	MARKET / COST BASIS
DIVIDENDS				
MUTUAL FUND - FIXED INCOME				
BLACKROCK TOTAL RETURN				
07/07/2015	DIVIDEND ON 87,297.508 SHS BLACKROCK TOTAL RETURN AT .0288 PER SHARE EFFECTIVE 07/01/2015	2,510.83		
08/05/2015	DIVIDEND ON 88,759.309 SHS BLACKROCK TOTAL RETURN AT .029 PER SHARE EFFECTIVE 07/31/2015	1,392.94		
09/02/2015	DIVIDEND ON 88,949.173 SHS BLACKROCK TOTAL RETURN AT .028421 PER SHARE EFFECTIVE 08/31/2015	2,528.03		
10/01/2015	DIVIDEND ON 89,138.594 SHS BLACKROCK TOTAL RETURN AT .02774 PER SHARE EFFECTIVE 09/30/2015	2,472.71		

TRUST EB FORMAT

Statement Period
Account Number

07/01/2015 through 06/30/2016
115150004910

Schedule Of Income

DATE	DESCRIPTION	CASH RECEIVED	INCOME EARNED	MARKET / COST BASIS
11/02/2015	DIVIDEND ON 90,601.959 SHS BLACKROCK TOTAL RETURN AT .028204 PER SHARE EFFECTIVE 10/30/2015	2,555.33		
12/01/2015	DIVIDEND ON 90,792.059 SHS BLACKROCK TOTAL RETURN AT .029213 PER SHARE EFFECTIVE 11/30/2015	2,652.29		
12/24/2015	SHORT TERM CAPITAL GAINS DIVIDEND ON 90,991.827 SHS BLACKROCK TOTAL RETURN AT .048073 PER SHARE EFFECTIVE 12/23/2015	4,374.25		
01/04/2016	DIVIDEND ON 87,835.758 SHS BLACKROCK TOTAL RETURN AT .031418 PER SHARE EFFECTIVE 12/31/2015	2,759.63		
02/01/2016	DIVIDEND ON 89,346.266 SHS BLACKROCK TOTAL RETURN AT .028755 PER SHARE EFFECTIVE 01/29/2016	2,569.18		
03/01/2016	DIVIDEND ON 89,540.798 SHS BLACKROCK TOTAL RETURN AT .02545 PER SHARE EFFECTIVE 02/29/2016	2,278.80		
04/01/2016	DIVIDEND ON 89,709.592 SHS BLACKROCK TOTAL RETURN AT .025803 PER SHARE EFFECTIVE 03/31/2016	2,314.78		
05/02/2016	DIVIDEND ON 89,879.25 SHS BLACKROCK TOTAL RETURN AT .02637 PER SHARE EFFECTIVE 04/29/2016	2,370.15		
06/01/2016	DIVIDEND ON 90,052.574 SHS BLACKROCK TOTAL RETURN AT .02748 PER SHARE EFFECTIVE 05/31/2016	2,474.62		
07/01/2016	DIVIDEND ON .6 SHS BLACKROCK TOTAL RETURN AT 3741.233333 PER SHARE EFFECTIVE 06/30/2016	2,244.74		
SECURITY TOTAL		35,498.28	35,498.28	

TRUST EB FORMAT

Statement Period
Account Number

07/01/2015 through 06/30/2016
115150004910

Schedule Of Income

DATE	DESCRIPTION	CASH RECEIVED	INCOME EARNED	MARKET / COST BASIS
	BLACKROCK STRATEGIC INCOME FUND			
07/07/2015	DIVIDEND ON 42,371.256 SHS BLACKROCK STRATEGIC INCOME FUND AT .0184 PER SHARE EFFECTIVE 07/01/2015	778.56		
08/05/2015	DIVIDEND ON 43,056.404 SHS BLACKROCK STRATEGIC INCOME FUND AT .0192 PER SHARE EFFECTIVE 07/31/2015	472.31		
09/02/2015	DIVIDEND ON 43,124.61 SHS BLACKROCK STRATEGIC INCOME FUND AT .017934 PER SHARE EFFECTIVE 08/31/2015	773.39		
10/01/2015	DIVIDEND ON 43,188.772 SHS BLACKROCK STRATEGIC INCOME FUND AT .015244 PER SHARE EFFECTIVE 09/30/2015	658.38		
11/02/2015	DIVIDEND ON 43,869.697 SHS BLACKROCK STRATEGIC INCOME FUND AT .018202 PER SHARE EFFECTIVE 10/30/2015	798.51		
12/01/2015	DIVIDEND ON 43,936.167 SHS BLACKROCK STRATEGIC INCOME FUND AT .018966 PER SHARE EFFECTIVE 11/30/2015	833.29		
12/24/2015	SHORT TERM CAPITAL GAINS DIVIDEND ON 44,006.354 SHS BLACKROCK STRATEGIC INCOME FUND AT .092178 PER SHARE EFFECTIVE 12/23/2015	4,056.42		
01/04/2016	DIVIDEND ON 43,158.169 SHS BLACKROCK STRATEGIC INCOME FUND AT .021408 PER SHARE EFFECTIVE 12/31/2015	923.94		
02/01/2016	DIVIDEND ON 43,879.398 SHS BLACKROCK STRATEGIC INCOME FUND AT .021042 PER SHARE EFFECTIVE 01/29/2016	923.30		

TRUST EB FORMAT

Statement Period
Account Number

07/01/2015 through 06/30/2016
115150004910

Schedule Of Income

DATE	DESCRIPTION	CASH RECEIVED	INCOME EARNED	MARKET / COST BASIS
03/01/2016	DIVIDEND ON 43,961.172 SHS BLACKROCK STRATEGIC INCOME FUND AT .018315 PER SHARE EFFECTIVE 02/29/2016	805.13		
04/01/2016	DIVIDEND ON 44,031.419 SHS BLACKROCK STRATEGIC INCOME FUND AT .016609 PER SHARE EFFECTIVE 03/31/2016	731.30		
05/02/2016	DIVIDEND ON 44,092.996 SHS BLACKROCK STRATEGIC INCOME FUND AT .020884 PER SHARE EFFECTIVE 04/29/2016	920.85		
06/01/2016	DIVIDEND ON 44,173.513 SHS BLACKROCK STRATEGIC INCOME FUND AT .025297 PER SHARE EFFECTIVE 05/31/2016	1,117.45		
07/01/2016	DIVIDEND ON .5 SHS BLACKROCK STRATEGIC INCOME FUND AT 2138.72 PER SHARE EFFECTIVE 06/30/2016	1,069.36		
	SECURITY TOTAL	14,862.19	14,862.19	
	DELAWARE FUNDS DIVERSIFIED INCOME			
07/23/2015	DIVIDEND ON 97,777.636 SHS DELAWARE FUNDS DIVERSIFIED INCOME AT .02764 PER SHARE EFFECTIVE 07/22/2015	785.64		
08/24/2015	DIVIDEND ON 98,016.436 SHS DELAWARE FUNDS DIVERSIFIED INCOME AT .028521 PER SHARE EFFECTIVE 08/21/2015	2,795.57		
09/23/2015	DIVIDEND ON 98,302.9 SHS DELAWARE FUNDS DIVERSIFIED INCOME AT .026171 PER SHARE EFFECTIVE 07/22/2015	2,572.64		
10/23/2015	DIVIDEND ON 99,995.182 SHS DELAWARE FUNDS DIVERSIFIED INCOME AT .023799 PER SHARE EFFECTIVE 10/22/2015	2,379.82		

TRUST EB FORMAT

Statement Period
Account Number

07/01/2015 through 06/30/2016
115150004910

Schedule Of Income

DATE	DESCRIPTION	CASH RECEIVED	INCOME EARNED	MARKET / COST BASIS
11/23/2015	DIVIDEND ON 100,234.657 SHS DELAWARE FUNDS DIVERSIFIED INCOME AT .025833 PER SHARE EFFECTIVE 11/20/2015	2,589.35		
12/23/2015	DIVIDEND ON 100,502.013 SHS DELAWARE FUNDS DIVERSIFIED INCOME AT .023661 PER SHARE EFFECTIVE 12/22/2015	2,378.02		
01/25/2016	DIVIDEND ON 99,694.969 SHS DELAWARE FUNDS DIVERSIFIED INCOME AT .022827 PER SHARE EFFECTIVE 01/22/2016	2,275.74		
02/23/2016	DIVIDEND ON 99,929.379 SHS DELAWARE FUNDS DIVERSIFIED INCOME AT .022322 PER SHARE EFFECTIVE 02/22/2016	2,230.63		
03/23/2016	DIVIDEND ON 100,157.779 SHS DELAWARE FUNDS DIVERSIFIED INCOME AT .020777 PER SHARE EFFECTIVE 03/22/2016	2,080.99		
04/25/2016	DIVIDEND ON 100,366.853 SHS DELAWARE FUNDS DIVERSIFIED INCOME AT .023275 PER SHARE EFFECTIVE 04/22/2016	2,336.03		
05/23/2016	DIVIDEND ON 100,603.018 SHS DELAWARE FUNDS DIVERSIFIED INCOME AT .024401 PER SHARE EFFECTIVE 05/20/2016	2,454.85		
06/23/2016	DIVIDEND ON 100,852.562 SHS DELAWARE FUNDS DIVERSIFIED INCOME AT .025304 PER SHARE EFFECTIVE 06/22/2016	2,551.96		
	SECURITY TOTAL	27,431.24	27,431.24	
	HARTFORD WORLD BOND I			
08/05/2015	DIVIDEND ON 41,677.871 SHS HARTFORD WORLD BOND I AT .010418 PER SHARE EFFECTIVE 07/31/2015	434.20		

TRUST EB FORMAT

Statement Period
Account Number

07/01/2015 through 06/30/2016
115150004910

Schedule Of Income

DATE	DESCRIPTION	CASH RECEIVED	INCOME EARNED	MARKET / COST BASIS
08/31/2015	DIVIDEND ON 41,693.619 SHS HARTFORD WORLD BOND I AT .010367 PER SHARE EFFECTIVE 08/27/2015	432.24		
10/01/2015	DIVIDEND ON 41,722.387 SHS HARTFORD WORLD BOND I AT .011041 PER SHARE EFFECTIVE 09/29/2015	460.66		
11/02/2015	DIVIDEND ON 42,350.607 SHS HARTFORD WORLD BOND I AT .009518 PER SHARE EFFECTIVE 10/29/2015	403.09		
12/01/2015	DIVIDEND ON 42,376.077 SHS HARTFORD WORLD BOND I AT .010966 PER SHARE EFFECTIVE 11/27/2015	464.70		
12/15/2015	LONG TERM CAP GAINS DIVIDEND - PRE 5/6/2003 ON 42,407.647 SHS HARTFORD WORLD BOND I AT .25729 PER SHARE EFFECTIVE 12/11/2015	10,911.06		
12/31/2015	DIVIDEND ON 41,832.199 SHS HARTFORD WORLD BOND I AT .004378 PER SHARE EFFECTIVE 12/29/2015	183.14		
02/01/2016	DIVIDEND ON 42,456.511 SHS HARTFORD WORLD BOND I AT .009038 PER SHARE EFFECTIVE 01/28/2016	383.72		
03/01/2016	DIVIDEND ON 42,481.707 SHS HARTFORD WORLD BOND I AT .010904 PER SHARE EFFECTIVE 02/26/2016	463.22		
04/01/2016	DIVIDEND ON 42,514.715 SHS HARTFORD WORLD BOND I AT .008661 PER SHARE EFFECTIVE 03/30/2016	368.22		
	SECURITY TOTAL	14,504.25	14,504.25	
	LEGG MASON BW GLOBAL OPPORTUNITIES BOND IS			
07/07/2015	DIVIDEND ON 48,524.475 SHS LEGG MASON BW GLOBAL OPPORTUNITIES BOND IS AT .0828 PER SHARE EFFECTIVE 07/01/2015	4,018.07		
12/23/2015	DIVIDEND ON 50,300.781 SHS LEGG MASON BW GLOBAL OPPORTUNITIES BOND IS AT .062705 PER SHARE EFFECTIVE 12/22/2015	3,154.11		

TRUST EB FORMAT

Statement Period
Account Number

07/01/2015 through 06/30/2016
115150004910

Schedule Of Income

DATE	DESCRIPTION	CASH RECEIVED	INCOME EARNED	MARKET / COST BASIS
	SECURITY TOTAL	7,172.18	7,172.18	
	LEGG MASON BW ALTERNATIVE CREDIT			
07/07/2015	DIVIDEND ON 40,732.606 SHS LEGG MASON BW ALTERNATIVE CREDIT AT .0235 PER SHARE EFFECTIVE 07/01/2015	956.60		
08/05/2015	DIVIDEND ON 41,419.188 SHS LEGG MASON BW ALTERNATIVE CREDIT AT .0235 PER SHARE EFFECTIVE 07/31/2015	624.36		
09/02/2015	DIVIDEND ON 41,503.732 SHS LEGG MASON BW ALTERNATIVE CREDIT AT .023977 PER SHARE EFFECTIVE 08/31/2015	995.13		
10/01/2015	DIVIDEND ON 41,589.188 SHS LEGG MASON BW ALTERNATIVE CREDIT AT .027585 PER SHARE EFFECTIVE 09/30/2015	1,147.24		
11/02/2015	DIVIDEND ON 42,318.586 SHS LEGG MASON BW ALTERNATIVE CREDIT AT .0274 PER SHARE EFFECTIVE 10/30/2015	1,159.53		
12/01/2015	DIVIDEND ON 42,423.289 SHS LEGG MASON BW ALTERNATIVE CREDIT AT .016611 PER SHARE EFFECTIVE 11/30/2015	704.70		
12/30/2015	DIVIDEND ON 44,902.861 SHS LEGG MASON BW ALTERNATIVE CREDIT AT .283975 PER SHARE EFFECTIVE 12/29/2015	12,751.27		
01/04/2016	DIVIDEND ON 46,259.379 SHS LEGG MASON BW ALTERNATIVE CREDIT AT .002545 PER SHARE EFFECTIVE 12/31/2015	117.73		
02/01/2016	DIVIDEND ON 46,923.947 SHS LEGG MASON BW ALTERNATIVE CREDIT AT .013233 PER SHARE EFFECTIVE 01/29/2016	620.94		

TRUST EB FORMAT

Statement Period
Account Number

07/01/2015 through 06/30/2016
115150004910

Schedule Of Income

DATE	DESCRIPTION	CASH RECEIVED	INCOME EARNED	MARKET / COST BASIS
03/01/2016	DIVIDEND ON 46,977.066 SHS LEGG MASON BW ALTERNATIVE CREDIT AT .009387 PER SHARE EFFECTIVE 02/29/2016	440.99		
04/01/2016	DIVIDEND ON 47,011.308 SHS LEGG MASON BW ALTERNATIVE CREDIT AT .007595 PER SHARE EFFECTIVE 03/31/2016	357.05		
	SECURITY TOTAL	19,875.54	19,875.54	
	PRUDENTIAL FUNDS TOTAL RETURN BOND CL Q			
07/07/2015	DIVIDEND ON 71,909.724 SHS PRUDENTIAL FUNDS TOTAL RETURN BOND CL Q AT .0397 PER SHARE EFFECTIVE 07/01/2015	2,850.95		
08/05/2015	DIVIDEND ON 73,136.33 SHS PRUDENTIAL FUNDS TOTAL RETURN BOND CL Q AT .0368 PER SHARE EFFECTIVE 07/31/2015	1,659.48		
09/02/2015	DIVIDEND ON 73,301.008 SHS PRUDENTIAL FUNDS TOTAL RETURN BOND CL Q AT .034194 PER SHARE EFFECTIVE 08/31/2015	2,506.48		
10/01/2015	DIVIDEND ON 73,455.087 SHS PRUDENTIAL FUNDS TOTAL RETURN BOND CL Q AT .034042 PER SHARE EFFECTIVE 09/30/2015	2,500.55		
11/02/2015	DIVIDEND ON 74,662.428 SHS PRUDENTIAL FUNDS TOTAL RETURN BOND CL Q AT .033786 PER SHARE EFFECTIVE 10/30/2015	2,522.53		
12/01/2015	DIVIDEND ON 74,816.657 SHS PRUDENTIAL FUNDS TOTAL RETURN BOND CL Q AT .031387 PER SHARE EFFECTIVE 11/30/2015	2,348.28		
12/11/2015	LONG TERM CAP GAINS DIVIDEND - PRE 5/6/2003 ON 74,959.722 SHS PRUDENTIAL FUNDS TOTAL RETURN BOND CL Q AT .00154 PER SHARE EFFECTIVE 12/10/2015	115.44		

TRUST EB FORMAT

Statement Period
Account Number

07/01/2015 through 06/30/2016
115150004910

Schedule Of Income

DATE	DESCRIPTION	CASH RECEIVED	INCOME EARNED	MARKET / COST BASIS
01/04/2016	DIVIDEND ON 72,081.505 SHS PRUDENTIAL FUNDS TOTAL RETURN BOND CL Q AT .033717 PER SHARE EFFECTIVE 12/31/2015	2,430.35		
01/04/2016	DIVIDEND ON 72,081.505 SHS PRUDENTIAL FUNDS TOTAL RETURN BOND CL Q AT .02573 PER SHARE EFFECTIVE 12/31/2015	1,854.66		
02/01/2016	DIVIDEND ON 73,431.708 SHS PRUDENTIAL FUNDS TOTAL RETURN BOND CL Q AT .030817 PER SHARE EFFECTIVE 01/29/2016	2,262.93		
03/01/2016	DIVIDEND ON 73,569.779 SHS PRUDENTIAL FUNDS TOTAL RETURN BOND CL Q AT .03166 PER SHARE EFFECTIVE 02/29/2016	2,329.20		
04/01/2016	DIVIDEND ON 73,712.477 SHS PRUDENTIAL FUNDS TOTAL RETURN BOND CL Q AT .035905 PER SHARE EFFECTIVE 03/31/2016	2,646.65		
05/02/2016	DIVIDEND ON 73,874.326 SHS PRUDENTIAL FUNDS TOTAL RETURN BOND CL Q AT .034939 PER SHARE EFFECTIVE 04/29/2016	2,581.12		
06/01/2016	DIVIDEND ON 74,030.061 SHS PRUDENTIAL FUNDS TOTAL RETURN BOND CL Q AT .03481 PER SHARE EFFECTIVE 05/31/2016	2,576.97		
07/01/2016	DIVIDEND ON 70,801.927 SHS PRUDENTIAL FUNDS TOTAL RETURN BOND CL Q AT .036682 PER SHARE EFFECTIVE 06/30/2016	2,597.17		
	SECURITY TOTAL	33,782.76	33,782.76	
	FRANKLIN TEMPLETON MUTUAL FDS. GLOBAL BOND FUND ADV CLASS			
07/23/2015	DIVIDEND ON 77,744.041 SHS FRANKLIN TEMPLETON MUTUAL FDS. GLOBAL BOND FUND ADV CLASS AT .0326 PER SHARE EFFECTIVE 07/15/2015	2,534.46		

TRUST EB FORMAT

Statement Period
Account Number

07/01/2015 through 06/30/2016
115150004910

Schedule Of Income

DATE	DESCRIPTION	CASH RECEIVED	INCOME EARNED	MARKET / COST BASIS
08/18/2015	DIVIDEND ON 77,926.444 SHS FRANKLIN TEMPLETON MUTUAL FDS. GLOBAL BOND FUND ADV CLASS AT .0326 PER SHARE EFFECTIVE 08/17/2015	2,540.40		
09/16/2015	DIVIDEND ON 78,091.89 SHS FRANKLIN TEMPLETON MUTUAL FDS. GLOBAL BOND FUND ADV CLASS AT .0323 PER SHARE EFFECTIVE 09/15/2015	2,522.37		
10/16/2015	DIVIDEND ON 79,480.553 SHS FRANKLIN TEMPLETON MUTUAL FDS. GLOBAL BOND FUND ADV CLASS AT .0325 PER SHARE EFFECTIVE 10/15/2015	2,583.12		
11/17/2015	DIVIDEND ON 79,701.711 SHS FRANKLIN TEMPLETON MUTUAL FDS. GLOBAL BOND FUND ADV CLASS AT .0324 PER SHARE EFFECTIVE 11/16/2015	2,582.34		
12/16/2015	DIVIDEND ON 79,870.315 SHS FRANKLIN TEMPLETON MUTUAL FDS. GLOBAL BOND FUND ADV CLASS AT .0325 PER SHARE EFFECTIVE 12/15/2015	2,595.79		
01/19/2016	DIVIDEND ON 81,686.959 SHS FRANKLIN TEMPLETON MUTUAL FDS. GLOBAL BOND FUND ADV CLASS AT .0324 PER SHARE EFFECTIVE 01/15/2016	2,646.66		
02/17/2016	DIVIDEND ON 81,901.321 SHS FRANKLIN TEMPLETON MUTUAL FDS. GLOBAL BOND FUND ADV CLASS AT .0322 PER SHARE EFFECTIVE 02/16/2016	2,637.22		
03/16/2016	DIVIDEND ON 82,118.713 SHS FRANKLIN TEMPLETON MUTUAL FDS. GLOBAL BOND FUND ADV CLASS AT .0324 PER SHARE EFFECTIVE 03/15/2016	2,660.65		

TRUST EB FORMAT

Statement Period
Account Number

07/01/2015 through 06/30/2016
115150004910

Schedule Of Income

DATE	DESCRIPTION	CASH RECEIVED	INCOME EARNED	MARKET / COST BASIS
04/18/2016	DIVIDEND ON 82,327.992 SHS FRANKLIN TEMPLETON MUTUAL FDS. GLOBAL BOND FUND ADV CLASS AT .0323 PER SHARE EFFECTIVE 04/15/2016	2,659.19		
05/17/2016	DIVIDEND ON 82,535.21 SHS FRANKLIN TEMPLETON MUTUAL FDS. GLOBAL BOND FUND ADV CLASS AT .0224 PER SHARE EFFECTIVE 05/16/2016	1,848.79		
06/16/2016	DIVIDEND ON 82,672.151 SHS FRANKLIN TEMPLETON MUTUAL FDS. GLOBAL BOND FUND ADV CLASS AT .0223 PER SHARE EFFECTIVE 06/15/2016	1,843.59		
	SECURITY TOTAL	29,654.58	29,654.58	
	LEGG MASON WESTERN ASSET CORE PLUS BOND			
07/07/2015	DIVIDEND ON 89,124.185 SHS LEGG MASON WESTERN ASSET CORE PLUS BOND AT .0295 PER SHARE EFFECTIVE 07/01/2015	2,629.78		
08/05/2015	DIVIDEND ON 90,622.072 SHS LEGG MASON WESTERN ASSET CORE PLUS BOND AT .0309 PER SHARE EFFECTIVE 07/31/2015	1,800.84		
09/02/2015	DIVIDEND ON 90,841.897 SHS LEGG MASON WESTERN ASSET CORE PLUS BOND AT .029936 PER SHARE EFFECTIVE 08/31/2015	2,719.46		
10/01/2015	DIVIDEND ON 91,050.728 SHS LEGG MASON WESTERN ASSET CORE PLUS BOND AT .030674 PER SHARE EFFECTIVE 09/30/2015	2,792.92		
11/02/2015	DIVIDEND ON 92,566.435 SHS LEGG MASON WESTERN ASSET CORE PLUS BOND AT .03234 PER SHARE EFFECTIVE 10/30/2015	2,993.64		

TRUST EB FORMAT

Statement Period
Account Number

07/01/2015 through 06/30/2016
115150004910

Schedule Of Income

DATE	DESCRIPTION	CASH RECEIVED	INCOME EARNED	MARKET / COST BASIS
12/01/2015	DIVIDEND ON 92,796.88 SHS LEGG MASON WESTERN ASSET CORE PLUS BOND AT .030123 PER SHARE EFFECTIVE 11/30/2015	2,795.28		
01/04/2016	DIVIDEND ON 88,372.176 SHS LEGG MASON WESTERN ASSET CORE PLUS BOND AT .037238 PER SHARE EFFECTIVE 12/31/2015	3,290.78		
02/01/2016	DIVIDEND ON 89,939.599 SHS LEGG MASON WESTERN ASSET CORE PLUS BOND AT .029623 PER SHARE EFFECTIVE 01/29/2016	2,664.27		
03/01/2016	DIVIDEND ON 90,144.257 SHS LEGG MASON WESTERN ASSET CORE PLUS BOND AT .031278 PER SHARE EFFECTIVE 02/29/2016	2,819.56		
04/01/2016	DIVIDEND ON 90,363.583 SHS LEGG MASON WESTERN ASSET CORE PLUS BOND AT .034313 PER SHARE EFFECTIVE 03/31/2016	3,100.69		
05/02/2016	DIVIDEND ON 90,602.01 SHS LEGG MASON WESTERN ASSET CORE PLUS BOND AT .033058 PER SHARE EFFECTIVE 04/29/2016	2,995.09		
06/01/2016	DIVIDEND ON 90,829.713 SHS LEGG MASON WESTERN ASSET CORE PLUS BOND AT .032156 PER SHARE EFFECTIVE 05/31/2016	2,920.68		
07/01/2016	DIVIDEND ON .5 SHS LEGG MASON WESTERN ASSET CORE PLUS BOND AT 5572.14 PER SHARE EFFECTIVE 06/30/2016	2,786.07		
	SECURITY TOTAL	36,309.06	36,309.06	
	LEGG MASON CORE PLUS BOND IS			
07/07/2016	DIVIDEND ON 87,645.283 SHS LEGG MASON CORE PLUS BOND IS AT .001129 PER SHARE EFFECTIVE 06/30/2016	98.98		

TRUST EB FORMAT

Statement Period
Account Number

07/01/2015 through 06/30/2016
115150004910

Schedule Of Income

DATE	DESCRIPTION	CASH RECEIVED	INCOME EARNED	MARKET / COST BASIS
	SECURITY TOTAL	98.98	98.98	
	TOTAL MUTUAL FUND - FIXED INCOME	219,189.06	219,189.06	
	MUTUAL FUND - DOMESTIC EQUITY			
	ALGER FUNDS SPECTRA Z			
12/18/2015	LONG TERM CAP GAINS DIVIDEND - PRE 5/6/2003 ON 47,609.269 SHS ALGER FUNDS SPECTRA Z AT 1.4985 PER SHARE EFFECTIVE 12/16/2015	71,342.49		
	SECURITY TOTAL	71,342.49	71,342.49	
	COLUMBIA CONTRARIAN CORE			
12/16/2015	DIVIDEND ON 38,943.221 SHS COLUMBIA CONTRARIAN CORE AT .6405 PER SHARE EFFECTIVE 12/14/2015	24,943.13		
12/16/2015	LONG TERM CAP GAINS DIVIDEND - PRE 5/6/2003 ON 38,943.221 SHS COLUMBIA CONTRARIAN CORE AT .63299 PER SHARE EFFECTIVE 12/14/2015	24,650.67		
	SECURITY TOTAL	49,593.80	49,593.80	
	OAKMARK SELECT			
12/21/2015	DIVIDEND ON 25,563.531 SHS OAKMARK SELECT AT .1184 PER SHARE EFFECTIVE 12/17/2015	3,026.72		
	SECURITY TOTAL	3,026.72	3,026.72	
	HARTFORD FUNDS MIDCAP CLASS Y			
12/15/2015	LONG TERM CAP GAINS DIVIDEND - PRE 5/6/2003 ON 23,106.642 SHS HARTFORD FUNDS MIDCAP CLASS Y AT 1.93132 PER SHARE EFFECTIVE 12/11/2015	44,626.32		
	SECURITY TOTAL	44,626.32	44,626.32	

TRUST EB FORMAT

Statement Period
Account Number

07/01/2015 through 06/30/2016
115150004910

Schedule Of Income

DATE	DESCRIPTION	CASH RECEIVED	INCOME EARNED	MARKET / COST BASIS
ROYCE FUNDS SPECIAL EQUITY				
12/21/2015	DIVIDEND ON 31,032.596 SHS ROYCE FUNDS SPECIAL EQUITY AT .2682 PER SHARE EFFECTIVE 12/17/2015	8,322.94		
12/21/2015	LONG TERM CAP GAINS DIVIDEND - PRE 5/6/2003 ON 31,032.596 SHS ROYCE FUNDS SPECIAL EQUITY AT 1.8558 PER SHARE EFFECTIVE 12/17/2015	57,590.29		
	SECURITY TOTAL	65,913.23	65,913.23	
VANGUARD GROUP MID CAP INDEX FUND				
09/23/2015	DIVIDEND ON 19,736.915 SHS VANGUARD GROUP MID CAP INDEX FUND AT .312 PER SHARE EFFECTIVE 09/22/2015	6,157.92		
12/23/2015	DIVIDEND ON 20,209.683 SHS VANGUARD GROUP MID CAP INDEX FUND AT .166 PER SHARE EFFECTIVE 12/22/2015	3,354.81		
03/15/2016	DIVIDEND ON 20,735.511 SHS VANGUARD GROUP MID CAP INDEX FUND AT .078 PER SHARE EFFECTIVE 03/14/2016	1,617.37		
06/14/2016	DIVIDEND ON 20,765.761 SHS VANGUARD GROUP MID CAP INDEX FUND AT .128 PER SHARE EFFECTIVE 06/13/2016	2,658.02		
	SECURITY TOTAL	13,788.12	13,788.12	
	TOTAL MUTUAL FUND - DOMESTIC EQUITY	248,290.68	248,290.68	
MUTUAL FUND - INTERNATIONAL EQUITY				
BRANDES FUNDS INTERNATIONAL EQUITY - R6				
07/05/2016	DIVIDEND ON 58,293.76 SHS BRANDES FUNDS INTERNATIONAL EQUITY - R6 AT .193197 PER SHARE EFFECTIVE 06/30/2016	11,262.17		

TRUST EB FORMAT

Statement Period
Account Number

07/01/2015 through 06/30/2016
115150004910

Schedule Of Income

DATE	DESCRIPTION	CASH RECEIVED	INCOME EARNED	MARKET / COST BASIS
	SECURITY TOTAL	11,262.17	11,262.17	
	BRANDES FUNDS INSTITUTIONAL INTERNATIONAL EQ			
07/07/2015	DIVIDEND ON 48,198.903 SHS BRANDES FUNDS INSTITUTIONAL INTERNATIONAL EQ AT .1554 PER SHARE EFFECTIVE 07/01/2015	7,491.24		
10/02/2015	DIVIDEND ON 49,341.144 SHS BRANDES FUNDS INSTITUTIONAL INTERNATIONAL EQ AT .091105 PER SHARE EFFECTIVE 09/30/2015	4,495.21		
01/05/2016	DIVIDEND ON 54,848.3 SHS BRANDES FUNDS INSTITUTIONAL INTERNATIONAL EQ AT .068877 PER SHARE EFFECTIVE 12/31/2015	3,777.80		
04/04/2016	DIVIDEND ON 55,897.047 SHS BRANDES FUNDS INSTITUTIONAL INTERNATIONAL EQ AT .052539 PER SHARE EFFECTIVE 03/31/2016	2,936.80		
	SECURITY TOTAL	18,701.05	18,701.05	
	BRANDES FUNDS INTERNATIONAL SMALL CAP EQUITY			
07/07/2015	DIVIDEND ON 31,442.94 SHS BRANDES FUNDS INTERNATIONAL SMALL CAP EQUITY AT .0354 PER SHARE EFFECTIVE 07/01/2015	1,113.82		
10/02/2015	DIVIDEND ON 31,985.558 SHS BRANDES FUNDS INTERNATIONAL SMALL CAP EQUITY AT .010331 PER SHARE EFFECTIVE 09/30/2015	330.43		
12/08/2015	SHORT TERM CAPITAL GAINS DIVIDEND ON 32,475.199 SHS BRANDES FUNDS INTERNATIONAL SMALL CAP EQUITY AT .10599 PER SHARE EFFECTIVE 12/04/2015	3,442.05		
12/08/2015	LONG TERM CAP GAINS DIVIDEND - PRE 5/6/2003 ON 32,475.199 SHS BRANDES FUNDS INTERNATIONAL SMALL CAP EQUITY AT .09863 PER SHARE EFFECTIVE 12/04/2015	3,203.03		

TRUST EB FORMAT

Statement Period
Account Number

07/01/2015 through 06/30/2016
115150004910

Schedule Of Income

DATE	DESCRIPTION	CASH RECEIVED	INCOME EARNED	MARKET / COST BASIS
01/05/2016	DIVIDEND ON 32,658.712 SHS BRANDES FUNDS INTERNATIONAL SMALL CAP EQUITY AT .200531 PER SHARE EFFECTIVE 12/31/2015	6,549.08		
07/05/2016	DIVIDEND ON 34,440.326 SHS BRANDES FUNDS INTERNATIONAL SMALL CAP EQUITY AT .028512 PER SHARE EFFECTIVE 06/30/2016	981.96		
	SECURITY TOTAL	15,620.37	15,620.37	
	BRANDES FUNDS EMERGING MARKETS FUND CLASS I			
07/07/2015	DIVIDEND ON 40,947.985 SHS BRANDES FUNDS EMERGING MARKETS FUND CLASS I AT .0342 PER SHARE EFFECTIVE 07/01/2015	1,399.72		
10/02/2015	DIVIDEND ON 41,758.694 SHS BRANDES FUNDS EMERGING MARKETS FUND CLASS I AT .048451 PER SHARE EFFECTIVE 09/30/2015	2,023.25		
01/05/2016	DIVIDEND ON 52,334.627 SHS BRANDES FUNDS EMERGING MARKETS FUND CLASS I AT .009396 PER SHARE EFFECTIVE 12/31/2015	491.74		
04/04/2016	DIVIDEND ON 53,176.8 SHS BRANDES FUNDS EMERGING MARKETS FUND CLASS I AT .013377 PER SHARE EFFECTIVE 03/31/2016	711.32		
07/05/2016	DIVIDEND ON 47,859.361 SHS BRANDES FUNDS EMERGING MARKETS FUND CLASS I AT .052914 PER SHARE EFFECTIVE 06/30/2016	2,532.44		
	SECURITY TOTAL	7,158.47	7,158.47	
	HARTFORD HARTFORD INTERNATIONAL VALUE INSTL			
12/15/2015	SHORT TERM CAPITAL GAINS DIVIDEND ON 44,701.995 SHS HARTFORD HARTFORD INTERNATIONAL VALUE INSTL AT .14012 PER SHARE EFFECTIVE 12/11/2015	6,263.64		

TRUST EB FORMAT

Statement Period
Account Number

07/01/2015 through 06/30/2016
115150004910

Schedule Of Income

DATE	DESCRIPTION	CASH RECEIVED	INCOME EARNED	MARKET / COST BASIS
12/15/2015	LONG TERM CAP GAINS DIVIDEND - PRE 5/6/2003 ON 44,701.995 SHS HARTFORD HARTFORD INTERNATIONAL VALUE INSTL AT .12099 PER SHARE EFFECTIVE 12/11/2015	5,408.49		
12/31/2015	DIVIDEND ON 48,222.621 SHS HARTFORD HARTFORD INTERNATIONAL VALUE INSTL AT .221332 PER SHARE EFFECTIVE 12/29/2015	10,673.21		
	SECURITY TOTAL	22,345.34	22,345.34	
	CLEARBRIDGE INTERNATIONAL SMALL CAP I			
12/23/2015	DIVIDEND ON 26,322.911 SHS CLEARBRIDGE INTERNATIONAL SMALL CAP I AT .198179 PER SHARE EFFECTIVE 12/22/2015	5,216.65		
	SECURITY TOTAL	5,216.65	5,216.65	
	AMERICAN FUNDS NEW PERSPECTIVE F2			
12/28/2015	DIVIDEND ON 13,554.537 SHS AMERICAN FUNDS NEW PERSPECTIVE F2 AT .3455 PER SHARE EFFECTIVE 12/23/2015	4,683.09		
12/28/2015	LONG TERM CAP GAINS DIVIDEND - PRE 5/6/2003 ON 13,554.537 SHS AMERICAN FUNDS NEW PERSPECTIVE F2 AT 1.95 PER SHARE EFFECTIVE 12/23/2015	26,431.35		
	SECURITY TOTAL	31,114.44	31,114.44	
	AMERICAN FUNDS NEW WORLD F2			
12/28/2015	DIVIDEND ON 6,307.903 SHS AMERICAN FUNDS NEW WORLD F2 AT .4709 PER SHARE EFFECTIVE 12/23/2015	2,970.39		
	SECURITY TOTAL	2,970.39	2,970.39	

TRUST EB FORMAT

Statement Period
Account Number

07/01/2015 through 06/30/2016
115150004910

Schedule Of Income

DATE	DESCRIPTION	CASH RECEIVED	INCOME EARNED	MARKET / COST BASIS
	THORNBURG INVESTMENT INCOME BUILDER I			
09/28/2015	DIVIDEND ON 39,790.049 SHS THORNBURG INVESTMENT INCOME BUILDER I AT .150034 PER SHARE EFFECTIVE 09/24/2015	5,969.87		
12/29/2015	DIVIDEND ON 40,749.18 SHS THORNBURG INVESTMENT INCOME BUILDER I AT .269708 PER SHARE EFFECTIVE 12/24/2015	10,990.39		
03/29/2016	DIVIDEND ON 45,228.569 SHS THORNBURG INVESTMENT INCOME BUILDER I AT .185205 PER SHARE EFFECTIVE 03/24/2016	8,376.57		
06/28/2016	DIVIDEND ON 45,627.913 SHS THORNBURG INVESTMENT INCOME BUILDER I AT .201895 PER SHARE EFFECTIVE 06/24/2016	9,212.03		
	SECURITY TOTAL	34,548.86	34,548.86	
	TOTAL MUTUAL FUND - INTERNATIONAL EQUITY	148,937.74	148,937.74	
	MUTUAL FUND - REAL ESTATE COHEN AND STEERS REAL ESTATE SECURITIES CLASS I			
07/07/2015	DIVIDEND ON 35,658.798 SHS COHEN AND STEERS REAL ESTATE SECURITIES CLASS I AT .109 PER SHARE EFFECTIVE 07/01/2015	3,886.81		
07/07/2015	LONG TERM CAP GAINS DIVIDEND - PRE 5/6/2003 ON 35,658.798 SHS COHEN AND STEERS REAL ESTATE SECURITIES CLASS I AT 1.847 PER SHARE EFFECTIVE 07/01/2015	65,861.80		
07/07/2015	SHORT TERM CAPITAL GAINS DIVIDEND ON 35,658.798 SHS COHEN AND STEERS REAL ESTATE SECURITIES CLASS I AT .681 PER SHARE EFFECTIVE 07/01/2015	24,283.64		

TRUST EB FORMAT

Statement Period
Account Number

07/01/2015 through 06/30/2016
115150004910

Schedule Of Income

DATE	DESCRIPTION	CASH RECEIVED	INCOME EARNED	MARKET / COST BASIS
10/02/2015	DIVIDEND ON 43,229.634 SHS COHEN AND STEERS REAL ESTATE SECURITIES CLASS I AT .076 PER SHARE EFFECTIVE 09/30/2015	3,285.45		
12/14/2015	DIVIDEND ON 44,041.145 SHS COHEN AND STEERS REAL ESTATE SECURITIES CLASS I AT .117 PER SHARE EFFECTIVE 12/10/2015	5,152.81		
12/14/2015	SHORT TERM CAPITAL GAINS DIVIDEND ON 44,041.145 SHS COHEN AND STEERS REAL ESTATE SECURITIES CLASS I AT .101 PER SHARE EFFECTIVE 12/10/2015	4,448.16		
12/14/2015	LONG TERM CAP GAINS DIVIDEND - PRE 5/6/2003 ON 44,041.145 SHS COHEN AND STEERS REAL ESTATE SECURITIES CLASS I AT .219 PER SHARE EFFECTIVE 12/10/2015	9,645.01		
04/04/2016	DIVIDEND ON 41,263.786 SHS COHEN AND STEERS REAL ESTATE SECURITIES CLASS I AT .086 PER SHARE EFFECTIVE 03/31/2016	3,548.69		
07/05/2016	DIVIDEND ON .5 SHS COHEN AND STEERS REAL ESTATE SECURITIES CLASS I AT .087 PER SHARE EFFECTIVE 06/30/2016	0.04		
07/05/2016	LONG TERM CAP GAINS DIVIDEND - PRE 5/6/2003 ON .5 SHS COHEN AND STEERS REAL ESTATE SECURITIES CLASS I AT .212 PER SHARE EFFECTIVE 06/30/2016	0.11		
	SECURITY TOTAL	120,112.52	120,112.52	
	COHEN AND STEERS REAL ESTATE SECURITIES - Z			
07/05/2016	DIVIDEND ON 38,093.085 SHS COHEN AND STEERS REAL ESTATE SECURITIES - Z AT .089 PER SHARE EFFECTIVE 06/30/2016	3,390.28		

TRUST EB FORMAT

Statement Period
Account Number

07/01/2015 through 06/30/2016
115150004910

Schedule Of Income

DATE	DESCRIPTION	CASH RECEIVED	INCOME EARNED	MARKET / COST BASIS
07/05/2016	LONG TERM CAP GAINS DIVIDEND - PRE 5/6/2003 ON 38,093.085 SHS COHEN AND STEERS REAL ESTATE SECURITIES - Z AT .212 PER SHARE EFFECTIVE 06/30/2016	8,075.73		
	SECURITY TOTAL	11,466.01	11,466.01	
	PRUDENTIAL FUNDS GLOBAL REAL ESTATE CL Q			
07/23/2015	DIVIDEND ON 24,329.058 SHS PRUDENTIAL FUNDS GLOBAL REAL ESTATE CL Q AT .2867 PER SHARE EFFECTIVE 07/17/2015	6,975.14		
10/19/2015	DIVIDEND ON 24,945.121 SHS PRUDENTIAL FUNDS GLOBAL REAL ESTATE CL Q AT .08444 PER SHARE EFFECTIVE 10/16/2015	2,106.37		
12/17/2015	DIVIDEND ON 25,014.981 SHS PRUDENTIAL FUNDS GLOBAL REAL ESTATE CL Q AT .08581 PER SHARE EFFECTIVE 12/16/2015	2,146.54		
12/17/2015	LONG TERM CAP GAINS DIVIDEND - PRE 5/6/2003 ON 25,014.981 SHS PRUDENTIAL FUNDS GLOBAL REAL ESTATE CL Q AT .38118 PER SHARE EFFECTIVE 12/16/2015	9,535.21		
04/18/2016	DIVIDEND ON 25,234.257 SHS PRUDENTIAL FUNDS GLOBAL REAL ESTATE CL Q AT .17401 PER SHARE EFFECTIVE 04/15/2016	4,391.01		
	SECURITY TOTAL	25,154.27	25,154.27	
	TOTAL MUTUAL FUND - REAL ESTATE	156,732.80	156,732.80	
	TOTAL DIVIDENDS	773,150.28	773,150.28	
	TOTAL INCOME	773,150.28	773,150.28	

TRUST EB FORMAT

Statement Period
Account Number

07/01/2015 through 06/30/2016
115150004910

Schedule Of Other Additions

DATE	DESCRIPTION	CASH	IN-KIND @ MKT/ COST/GAIN OR LOSS (-)	TOTAL CASH + IN-KIND
07/31/2015	RECEIVED FROM TRAILING DIVIDEND DELAWARE DIVERSIFIED INCOME 246248587	1,865.65		
08/21/2015	RECEIVED FROM TRAILING DIVIDEND EFFECTIVE 08/20/2015 BLACKROCK STRATEGIC INCOME INSTL 09256H286	348.97		
08/21/2015	RECEIVED FROM TRAILING DIVIDEND EFFECTIVE 08/20/2015 WESTERN ASSET CORE PLUS BD I 957663503	1,075.70		
08/25/2015	RECEIVED 71.514 SHS PRUDENTIAL FUNDS TOTAL RETURN BOND CL Q EFFECTIVE 08/17/2015		1,024.08	
			1,024.08-	
08/25/2015	RECEIVED 99.184 SHS BLACKROCK TOTAL RETURN EFFECTIVE 08/17/2015		1,165.41	
			1,165.41-	
08/25/2015	RECEIVED 36.877 SHS LEGG MASON BW ALTERNATIVE CREDIT EFFECTIVE 08/17/2015		376.88	
			376.88-	
09/08/2015	RECEIVED FROM TRAILING DIVIDENDS	3.74		
10/05/2015	RECEIVED FROM VENTURA COUNTY CCD	250,000.00		
10/12/2015	RECEIVED FROM TRAILING DIVIDENDS THORNBURG INVESTMENT INCOME BUILDER CUSIP 885215467	1,184.74		
01/05/2016	RECEIVED FROM VENTURA CCD	250,000.00		
07/06/2016	RECEIVED FROM CASH DIVIDENDS EFFECTIVE 06/29/2016 CUSIP 105262703	0.10		
07/06/2016	RECEIVED FROM CASH DIVIDENDS EFFECTIVE 06/29/2016 CUSIP 191912401	0.04		
07/06/2016	RECEIVED FROM CASH DIVIDENDS EFFECTIVE 06/29/2016 CUSIP 191912401	0.11		
TOTAL OTHER ADDITIONS		504,479.05	2,566.37	507,045.42
			2,566.37-	

Statement Period
Account Number

07/01/2015 through 06/30/2016
115150004910

Schedule Of Fees And Other Expenses

DATE	DESCRIPTION	CASH
	ADMINISTRATIVE FEES AND EXPENSES	
08/03/2015	MONTHLY FEE TO BENEFIT TRUST COMPANY EFFECTIVE 07/31/2015 JUNE 2015	1,766.04
08/03/2015	MONTHLY FEE TO KEENAN AND ASSOCIATES EFFECTIVE 07/31/2015 JUNE 2015	1,831.93
08/03/2015	MONTHLY FEE TO MORGAN STANLEY EFFECTIVE 07/31/2015 JUNE 2015	1,774.52
08/20/2015	MONTHLY FEE TO KEENAN AND ASSOCIATES JUNE 2015	1,854.28
08/20/2015	MONTHLY FEE TO BENEFIT TRUST COMPANY JULY 2015	1,788.02
08/20/2015	MONTHLY FEE TO MORGAN STANLEY JULY 2015	1,797.42
09/15/2015	MONTHLY FEE TO BENEFIT TRUST COMPANY AUGUST 2015	1,721.08
09/15/2015	MONTHLY FEE TO KEENAN AND ASSOCIATES AUGUST 2015	1,786.22
09/15/2015	MONTHLY FEE TO MORGAN STANLEY AUGUST 2015	1,727.68
10/08/2015	MONTHLY FEE TO BENEFIT TRUST COMPANY SEPTEMBER 2015	1,686.58
10/08/2015	MONTHLY FEE TO KEENAN AND ASSOCIATES SEPTEMBER 2015	1,751.15
10/08/2015	MONTHLY FEE TO MORGAN STANLEY SEPTEMBER 2015	1,691.75
11/17/2015	MONTHLY FEE TO BENEFIT TRUST COMPANY OCTOBER 2015	1,780.17
11/17/2015	MONTHLY FEE TO KEENAN AND ASSOCIATES OCTOBER 2015	1,846.30
11/17/2015	MONTHLY FEE TO MORGAN STANLEY OCTOBER 2015	1,789.24

Statement Period
Account Number

07/01/2015 through 06/30/2016
115150004910

Schedule Of Fees And Other Expenses

DATE	DESCRIPTION	CASH
12/10/2015	MONTHLY FEE TO BENEFIT TRUST COMPANY NOVEMBER 2015	1,777.93
12/10/2015	MONTHLY FEE TO KEENAN AND ASSOCIATES NOVEMBER 2015	1,844.02
12/10/2015	MONTHLY FEE TO MORGAN STANLEY NOVEMBER 2015	1,786.91
01/14/2016	MONTHLY FEE TO BENEFIT TRUST COMPANY DECEMBER 2015	1,750.77
01/14/2016	MONTHLY FEE TO MORGAN STANLEY DECEMBER 2015	1,758.62
01/14/2016	MONTHLY FEE TO KEENAN AND ASSOCIATES DECEMBER 2015	1,816.41
02/09/2016	MONTHLY FEE TO BENEFIT TRUST COMPANY JANUARY 2016	1,716.40
02/09/2016	MONTHLY FEE TO MORGAN STANLEY JANUARY 2016	1,722.81
02/09/2016	MONTHLY FEE TO KEENAN AND ASSOCIATES JANUARY 2016	1,781.46
03/11/2016	MONTHLY FEE TO BENEFIT TRUST COMPANY FEBRUARY 2016	1,704.74
03/11/2016	MONTHLY FEE TO KEENAN AND ASSOCIATES FEBRUARY 2016	1,769.61
03/11/2016	MONTHLY FEE TO MORGAN STANLEY FEBRUARY 2016	1,710.67
04/08/2016	MONTHLY FEE TO BENEFIT TRUST COMPANY MARCH 2016	1,796.18
04/08/2016	MONTHLY FEE TO KEENAN AND ASSOCIATES MARCH 2016	1,862.57
04/08/2016	MONTHLY FEE TO MORGAN STANLEY MARCH 2016	1,805.91
05/12/2016	MONTHLY FEE TO BENEFIT TRUST COMPANY APRIL 2016	1,813.56
05/12/2016	MONTHLY FEE TO KEENAN AND ASSOCIATES APRIL 2016	1,880.24

TRUST EB FORMAT

Statement Period
Account Number

07/01/2015 through 06/30/2016
115150004910

Schedule Of Fees And Other Expenses

DATE	DESCRIPTION	CASH
05/12/2016	MONTHLY FEE TO MORGAN STANLEY APRIL 2016	1,824.02
06/10/2016	MONTHLY FEE TO BENEFIT TRUST COMPANY MAY 2016	1,816.60
06/10/2016	MONTHLY FEE TO KEENAN AND ASSOCIATES MAY 2016	1,883.33
06/10/2016	MONTHLY FEE TO MORGAN STANLEY MAY 2016	1,827.18
TOTAL ADMINISTRATIVE FEES AND EXPENSES		64,242.32
TOTAL FEES AND OTHER EXPENSES		64,242.32

TRUST EB FORMAT

Statement Period
Account Number

07/01/2015 through 06/30/2016
115150004910

Schedule Of Other Disbursements And Reductions

DATE	DESCRIPTION	CASH	IN-KIND @ MKT/ COST	GAIN OR LOSS (-) MARKET / COST
07/07/2016	DELIVERED .01 SHS COHEN AND STEERS REAL ESTATE SECURITIES CLASS I TRADE DATE 06/30/2016		0.16 0.15	0.01 0.01
TOTAL OTHER DISBURSEMENTS AND REDUCTIONS			0.16 0.15	0.01 0.01

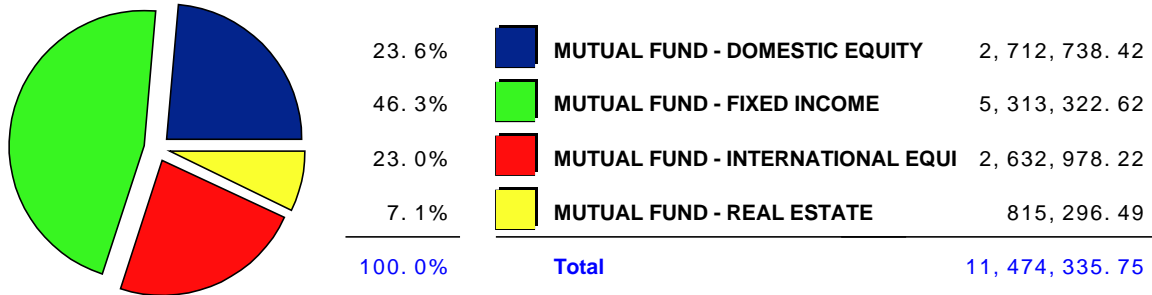
TRUST EB FORMAT

Statement Period
Account Number

07/01/2015 through 06/30/2016
115150004910

Schedule Of Purchases

Purchase Allocation



Purchase Schedule

TRADE DATE	SETTLMT DATE	DESCRIPTION	UNITS	AVG COST
MUTUAL FUND - FIXED INCOME				
BLACKROCK TOTAL RETURN - K				
06/29/2016	06/30/2016	PURCHASED 86,984.639 SHS BLACKROCK TOTAL RETURN - K ON 06/29/2016 AT 11.94	86,984.639	1,038,596.59
TOTAL			86,984.639	1,038,596.59
BLACKROCK TOTAL RETURN				
07/01/2015	07/07/2015	PURCHASED 214.052 SHS BLACKROCK TOTAL RETURN ON 07/01/2015 AT 11.73 FOR REINVESTMENT	214.052	2,510.83
07/07/2015	07/08/2015	PURCHASED 1,275.128 SHS BLACKROCK TOTAL RETURN ON 07/07/2015 AT 11.76	1,275.128	14,995.50
07/31/2015	08/05/2015	PURCHASED 118.349 SHS BLACKROCK TOTAL RETURN ON 07/31/2015 AT 11.77 FOR REINVESTMENT	118.349	1,392.94

TRUST EB FORMAT

Statement Period
Account Number

07/01/2015 through 06/30/2016
115150004910

Schedule Of Purchases

TRADE DATE	SETTLMT DATE	DESCRIPTION	UNITS	AVG COST
08/31/2015	09/02/2015	PURCHASED 216.071 SHS BLACKROCK TOTAL RETURN ON 08/31/2015 AT 11.70 FOR REINVESTMENT	216.071	2,528.03
09/04/2015	09/08/2015	PURCHASED .165 SHS BLACKROCK TOTAL RETURN ON 09/04/2015 AT 11.72	.165	1.93
09/30/2015	10/01/2015	PURCHASED 211.162 SHS BLACKROCK TOTAL RETURN ON 09/30/2015 AT 11.71 FOR REINVESTMENT	211.162	2,472.71
10/05/2015	10/06/2015	PURCHASED 1,278.389 SHS BLACKROCK TOTAL RETURN ON 10/05/2015 AT 11.73	1,278.389	14,995.50
10/30/2015	11/02/2015	PURCHASED 218.032 SHS BLACKROCK TOTAL RETURN ON 10/30/2015 AT 11.72 FOR REINVESTMENT	218.032	2,555.33
11/30/2015	12/01/2015	PURCHASED 227.664 SHS BLACKROCK TOTAL RETURN ON 11/30/2015 AT 11.65 FOR REINVESTMENT	227.664	2,652.29
12/23/2015	12/24/2015	PURCHASED 379.709 SHS BLACKROCK TOTAL RETURN ON 12/23/2015 AT 11.52 FOR REINVESTMENT	379.709	4,374.25
12/31/2015	01/04/2016	PURCHASED 239.759 SHS BLACKROCK TOTAL RETURN ON 12/31/2015 AT 11.51 FOR REINVESTMENT	239.759	2,759.63
01/06/2016	01/07/2016	PURCHASED 1,298.312 SHS BLACKROCK TOTAL RETURN ON 01/06/2016 AT 11.55	1,298.312	14,995.50
01/29/2016	02/01/2016	PURCHASED 221.481 SHS BLACKROCK TOTAL RETURN ON 01/29/2016 AT 11.60 FOR REINVESTMENT	221.481	2,569.18
02/29/2016	03/01/2016	PURCHASED 195.605 SHS BLACKROCK TOTAL RETURN ON 02/29/2016 AT 11.65 FOR REINVESTMENT	195.605	2,278.80
03/31/2016	04/01/2016	PURCHASED 197.507 SHS BLACKROCK TOTAL RETURN ON 03/31/2016 AT 11.72 FOR REINVESTMENT	197.507	2,314.78

TRUST EB FORMAT

Statement Period
Account Number

07/01/2015 through 06/30/2016
115150004910

Schedule Of Purchases

TRADE DATE	SETTLMT DATE	DESCRIPTION	UNITS	AVG COST
04/29/2016	05/02/2016	PURCHASED 201.372 SHS BLACKROCK TOTAL RETURN ON 04/29/2016 AT 11.77 FOR REINVESTMENT	201.372	2,370.15
05/31/2016	06/01/2016	PURCHASED 210.606 SHS BLACKROCK TOTAL RETURN ON 05/31/2016 AT 11.75 FOR REINVESTMENT	210.606	2,474.62
06/30/2016	07/01/2016	PURCHASED 188.002 SHS BLACKROCK TOTAL RETURN ON 06/30/2016 AT 11.94 FOR REINVESTMENT	188.002	2,244.74
TOTAL			6,891.365	80,486.71
BLACKROCK STRATEGIC INCOME FUND				
07/01/2015	07/07/2015	PURCHASED 77.238 SHS BLACKROCK STRATEGIC INCOME FUND ON 07/01/2015 AT 10.08 FOR REINVESTMENT	77.238	778.56
07/07/2015	07/08/2015	PURCHASED 621.248 SHS BLACKROCK STRATEGIC INCOME FUND ON 07/07/2015 AT 10.06	621.248	6,249.75
07/31/2015	08/05/2015	PURCHASED 46.902 SHS BLACKROCK STRATEGIC INCOME FUND ON 07/31/2015 AT 10.07 FOR REINVESTMENT	46.902	472.31
08/21/2015	08/24/2015	PURCHASED 34.862 SHS BLACKROCK STRATEGIC INCOME FUND ON 08/21/2015 AT 10.01	34.862	348.97
08/31/2015	09/02/2015	PURCHASED 77.262 SHS BLACKROCK STRATEGIC INCOME FUND ON 08/31/2015 AT 10.01 FOR REINVESTMENT	77.262	773.39
09/30/2015	10/01/2015	PURCHASED 66.302 SHS BLACKROCK STRATEGIC INCOME FUND ON 09/30/2015 AT 9.93 FOR REINVESTMENT	66.302	658.38
10/05/2015	10/06/2015	PURCHASED 627.485 SHS BLACKROCK STRATEGIC INCOME FUND ON 10/05/2015 AT 9.96	627.485	6,249.75

TRUST EB FORMAT

Statement Period
Account Number

07/01/2015 through 06/30/2016
115150004910

Schedule Of Purchases

TRADE DATE	SETTLMT DATE	DESCRIPTION	UNITS	AVG COST
10/30/2015	11/02/2015	PURCHASED 80.091 SHS BLACKROCK STRATEGIC INCOME FUND ON 10/30/2015 AT 9.97 FOR REINVESTMENT	80.091	798.51
11/30/2015	12/01/2015	PURCHASED 83.832 SHS BLACKROCK STRATEGIC INCOME FUND ON 11/30/2015 AT 9.94 FOR REINVESTMENT	83.832	833.29
12/23/2015	12/24/2015	PURCHASED 414.767 SHS BLACKROCK STRATEGIC INCOME FUND ON 12/23/2015 AT 9.78 FOR REINVESTMENT	414.767	4,056.42
12/31/2015	01/04/2016	PURCHASED 94.569 SHS BLACKROCK STRATEGIC INCOME FUND ON 12/31/2015 AT 9.77 FOR REINVESTMENT	94.569	923.94
01/06/2016	01/07/2016	PURCHASED 640.343 SHS BLACKROCK STRATEGIC INCOME FUND ON 01/06/2016 AT 9.76	640.343	6,249.75
01/29/2016	02/01/2016	PURCHASED 95.284 SHS BLACKROCK STRATEGIC INCOME FUND ON 01/29/2016 AT 9.69 FOR REINVESTMENT	95.284	923.30
02/29/2016	03/01/2016	PURCHASED 83.693 SHS BLACKROCK STRATEGIC INCOME FUND ON 02/29/2016 AT 9.62 FOR REINVESTMENT	83.693	805.13
03/31/2016	04/01/2016	PURCHASED 75.704 SHS BLACKROCK STRATEGIC INCOME FUND ON 03/31/2016 AT 9.66 FOR REINVESTMENT	75.704	731.30
04/29/2016	05/02/2016	PURCHASED 94.738 SHS BLACKROCK STRATEGIC INCOME FUND ON 04/29/2016 AT 9.72 FOR REINVESTMENT	94.738	920.85
05/31/2016	06/01/2016	PURCHASED 115.32 SHS BLACKROCK STRATEGIC INCOME FUND ON 05/31/2016 AT 9.69 FOR REINVESTMENT	115.32	1,117.45

TRUST EB FORMAT

Statement Period
Account Number

07/01/2015 through 06/30/2016
115150004910

Schedule Of Purchases

TRADE DATE	SETTLMT DATE	DESCRIPTION	UNITS	AVG COST
06/30/2016	07/01/2016	PURCHASED 110.016 SHS BLACKROCK STRATEGIC INCOME FUND ON 06/30/2016 AT 9.72 FOR REINVESTMENT	110.016	1,069.36
TOTAL			3,439.656	33,960.41
BLACKROCK STRATEGIC INCOME OPPTS - K				
06/29/2016	06/30/2016	PURCHASED 44,578.901 SHS BLACKROCK STRATEGIC INCOME OPPTS - K ON 06/29/2016 AT 9.71	44,578.901	432,861.13
TOTAL			44,578.901	432,861.13
DELAWARE FUNDS DIVERSIFIED INCOME				
07/07/2015	07/08/2015	PURCHASED 1,407.601 SHS DELAWARE FUNDS DIVERSIFIED INCOME ON 07/07/2015 AT 8.88	1,407.601	12,499.50
07/22/2015	07/23/2015	PURCHASED 89.075 SHS DELAWARE FUNDS DIVERSIFIED INCOME ON 07/22/2015 AT 8.82 FOR REINVESTMENT	89.075	785.64
07/22/2015	09/23/2015	PURCHASED 293.011 SHS DELAWARE FUNDS DIVERSIFIED INCOME ON 07/22/2015 AT 8.78 FOR REINVESTMENT	293.011	2,572.64
07/31/2015	08/03/2015	PURCHASED 210.808 SHS DELAWARE FUNDS DIVERSIFIED INCOME ON 07/31/2015 AT 8.85	210.808	1,865.65
08/21/2015	08/24/2015	PURCHASED 316.241 SHS DELAWARE FUNDS DIVERSIFIED INCOME ON 08/21/2015 AT 8.84 FOR REINVESTMENT	316.241	2,795.57
10/05/2015	10/06/2015	PURCHASED 1,428.514 SHS DELAWARE FUNDS DIVERSIFIED INCOME ON 10/05/2015 AT 8.75	1,428.514	12,499.50
10/22/2015	10/23/2015	PURCHASED 270.742 SHS DELAWARE FUNDS DIVERSIFIED INCOME ON 10/22/2015 AT 8.79 FOR REINVESTMENT	270.742	2,379.82

TRUST EB FORMAT

Statement Period
Account Number

07/01/2015 through 06/30/2016
115150004910

Schedule Of Purchases

TRADE DATE	SETTLMT DATE	DESCRIPTION	UNITS	AVG COST
11/20/2015	11/23/2015	PURCHASED 298.656 SHS DELAWARE FUNDS DIVERSIFIED INCOME ON 11/20/2015 AT 8.67 FOR REINVESTMENT	298.656	2,589.35
12/22/2015	12/23/2015	PURCHASED 277.159 SHS DELAWARE FUNDS DIVERSIFIED INCOME ON 12/22/2015 AT 8.58 FOR REINVESTMENT	277.159	2,378.02
01/06/2016	01/07/2016	PURCHASED 1,451.742 SHS DELAWARE FUNDS DIVERSIFIED INCOME ON 01/06/2016 AT 8.61	1,451.742	12,499.50
01/22/2016	01/25/2016	PURCHASED 264.621 SHS DELAWARE FUNDS DIVERSIFIED INCOME ON 01/22/2016 AT 8.60 FOR REINVESTMENT	264.621	2,275.74
02/22/2016	02/23/2016	PURCHASED 258.474 SHS DELAWARE FUNDS DIVERSIFIED INCOME ON 02/22/2016 AT 8.63 FOR REINVESTMENT	258.474	2,230.63
03/22/2016	03/23/2016	PURCHASED 240.299 SHS DELAWARE FUNDS DIVERSIFIED INCOME ON 03/22/2016 AT 8.66 FOR REINVESTMENT	240.299	2,080.99
04/22/2016	04/25/2016	PURCHASED 267.586 SHS DELAWARE FUNDS DIVERSIFIED INCOME ON 04/22/2016 AT 8.73 FOR REINVESTMENT	267.586	2,336.03
05/20/2016	05/23/2016	PURCHASED 280.875 SHS DELAWARE FUNDS DIVERSIFIED INCOME ON 05/20/2016 AT 8.74 FOR REINVESTMENT	280.875	2,454.85
06/22/2016	06/23/2016	PURCHASED 289.666 SHS DELAWARE FUNDS DIVERSIFIED INCOME ON 06/22/2016 AT 8.81 FOR REINVESTMENT	289.666	2,551.96
TOTAL			7,645.07	66,795.39

TRUST EB FORMAT

Statement Period
Account Number

07/01/2015 through 06/30/2016
115150004910

Schedule Of Purchases

TRADE DATE	SETTLMT DATE	DESCRIPTION	UNITS	AVG COST
		GUGGENHEIM INVESTMENTS INVESTMENT GRADE BOND FUND		
06/29/2016	06/30/2016	PURCHASED 47,358.986 SHS GUGGENHEIM INVESTMENTS INVESTMENT GRADE BOND FUND ON 06/29/2016 AT 18.28	47,358.986	865,722.26
		TOTAL	47,358.986	865,722.26
		HARTFORD WORLD BOND - Y		
06/29/2016	06/30/2016	PURCHASED 41,741.671 SHS HARTFORD WORLD BOND - Y ON 06/29/2016 AT 10.37	41,741.671	432,861.13
		TOTAL	41,741.671	432,861.13
		HARTFORD WORLD BOND I		
07/07/2015	07/08/2015	PURCHASED 597.49 SHS HARTFORD WORLD BOND I ON 07/07/2015 AT 10.46	597.49	6,249.75
07/31/2015	08/05/2015	PURCHASED 41.59 SHS HARTFORD WORLD BOND I ON 07/31/2015 AT 10.44 FOR REINVESTMENT	41.59	434.20
08/27/2015	08/31/2015	PURCHASED 41.244 SHS HARTFORD WORLD BOND I ON 08/27/2015 AT 10.48 FOR REINVESTMENT	41.244	432.24
09/29/2015	10/01/2015	PURCHASED 44.082 SHS HARTFORD WORLD BOND I ON 09/29/2015 AT 10.45 FOR REINVESTMENT	44.082	460.66
10/05/2015	10/06/2015	PURCHASED 596.35 SHS HARTFORD WORLD BOND I ON 10/05/2015 AT 10.48	596.35	6,249.75
10/29/2015	11/02/2015	PURCHASED 38.463 SHS HARTFORD WORLD BOND I ON 10/29/2015 AT 10.48 FOR REINVESTMENT	38.463	403.09
11/27/2015	12/01/2015	PURCHASED 44.597 SHS HARTFORD WORLD BOND I ON 11/27/2015 AT 10.42 FOR REINVESTMENT	44.597	464.70

TRUST EB FORMAT

Statement Period
Account Number

07/01/2015 through 06/30/2016
115150004910

Schedule Of Purchases

TRADE DATE	SETTLMT DATE	DESCRIPTION	UNITS	AVG COST
12/11/2015	12/15/2015	PURCHASED 1,081.374 SHS HARTFORD WORLD BOND I ON 12/11/2015 AT 10.09 FOR REINVESTMENT	1,081.374	10,911.06
12/29/2015	12/31/2015	PURCHASED 18.133 SHS HARTFORD WORLD BOND I ON 12/29/2015 AT 10.10 FOR REINVESTMENT	18.133	183.14
01/06/2016	01/07/2016	PURCHASED 619.4 SHS HARTFORD WORLD BOND I ON 01/06/2016 AT 10.09	619.4	6,249.75
01/28/2016	02/01/2016	PURCHASED 38.105 SHS HARTFORD WORLD BOND I ON 01/28/2016 AT 10.07 FOR REINVESTMENT	38.105	383.72
02/26/2016	03/01/2016	PURCHASED 45.728 SHS HARTFORD WORLD BOND I ON 02/26/2016 AT 10.13 FOR REINVESTMENT	45.728	463.22
03/30/2016	04/01/2016	PURCHASED 35.819 SHS HARTFORD WORLD BOND I ON 03/30/2016 AT 10.28 FOR REINVESTMENT	35.819	368.22
TOTAL			3,242.375	33,253.50
LEGG MASON BW GLOBAL OPPORTUNITIES BOND IS				
07/01/2015	07/07/2015	PURCHASED 389.348 SHS LEGG MASON BW GLOBAL OPPORTUNITIES BOND IS ON 07/01/2015 AT 10.32 FOR REINVESTMENT	389.348	4,018.07
07/07/2015	07/08/2015	PURCHASED 731.488 SHS LEGG MASON BW GLOBAL OPPORTUNITIES BOND IS ON 07/07/2015 AT 10.25	731.488	7,497.75
10/05/2015	10/06/2015	PURCHASED 751.278 SHS LEGG MASON BW GLOBAL OPPORTUNITIES BOND IS ON 10/05/2015 AT 9.98	751.278	7,497.75
12/22/2015	12/23/2015	PURCHASED 321.52 SHS LEGG MASON BW GLOBAL OPPORTUNITIES BOND IS ON 12/22/2015 AT 9.81 FOR REINVESTMENT	321.52	3,154.11
12/28/2015	12/29/2015	PURCHASED 890.675 SHS LEGG MASON BW GLOBAL OPPORTUNITIES BOND IS ON 12/28/2015 AT 9.83	890.675	8,755.34

TRUST EB FORMAT

Statement Period
Account Number

07/01/2015 through 06/30/2016
115150004910

Schedule Of Purchases

TRADE DATE	SETTLMT DATE	DESCRIPTION	UNITS	AVG COST
01/06/2016	01/07/2016	PURCHASED 772.168 SHS LEGG MASON BW GLOBAL OPPORTUNITIES BOND IS ON 01/06/2016 AT 9.71	772.168	7,497.75
TOTAL			3,856.477	38,420.77
LEGG MASON BW ALTERNATIVE CREDIT				
07/01/2015	07/07/2015	PURCHASED 92.336 SHS LEGG MASON BW ALTERNATIVE CREDIT ON 07/01/2015 AT 10.36 FOR REINVESTMENT	92.336	956.60
07/07/2015	07/08/2015	PURCHASED 607.362 SHS LEGG MASON BW ALTERNATIVE CREDIT ON 07/07/2015 AT 10.29	607.362	6,249.75
07/31/2015	08/05/2015	PURCHASED 60.973 SHS LEGG MASON BW ALTERNATIVE CREDIT ON 07/31/2015 AT 10.24 FOR REINVESTMENT	60.973	624.36
08/31/2015	09/02/2015	PURCHASED 98.333 SHS LEGG MASON BW ALTERNATIVE CREDIT ON 08/31/2015 AT 10.12 FOR REINVESTMENT	98.333	995.13
09/04/2015	09/08/2015	PURCHASED .042 SHS LEGG MASON BW ALTERNATIVE CREDIT ON 09/04/2015 AT 10.14	.042	0.43
09/30/2015	10/01/2015	PURCHASED 114.839 SHS LEGG MASON BW ALTERNATIVE CREDIT ON 09/30/2015 AT 9.99 FOR REINVESTMENT	114.839	1,147.24
10/05/2015	10/06/2015	PURCHASED 627.485 SHS LEGG MASON BW ALTERNATIVE CREDIT ON 10/05/2015 AT 9.96	627.485	6,249.75
10/30/2015	11/02/2015	PURCHASED 118.561 SHS LEGG MASON BW ALTERNATIVE CREDIT ON 10/30/2015 AT 9.78 FOR REINVESTMENT	118.561	1,159.53
11/30/2015	12/01/2015	PURCHASED 72.129 SHS LEGG MASON BW ALTERNATIVE CREDIT ON 11/30/2015 AT 9.77 FOR REINVESTMENT	72.129	704.70

TRUST EB FORMAT

Statement Period
Account Number

07/01/2015 through 06/30/2016
115150004910

Schedule Of Purchases

TRADE DATE	SETTLMT DATE	DESCRIPTION	UNITS	AVG COST
12/28/2015	12/29/2015	PURCHASED 2,421.298 SHS LEGG MASON BW ALTERNATIVE CREDIT ON 12/28/2015 AT 9.40	2,421.298	22,760.20
12/29/2015	12/30/2015	PURCHASED 1,356.518 SHS LEGG MASON BW ALTERNATIVE CREDIT ON 12/29/2015 AT 9.40 FOR REINVESTMENT	1,356.518	12,751.27
12/31/2015	01/04/2016	PURCHASED 12.538 SHS LEGG MASON BW ALTERNATIVE CREDIT ON 12/31/2015 AT 9.39 FOR REINVESTMENT	12.538	117.73
01/06/2016	01/07/2016	PURCHASED 666.285 SHS LEGG MASON BW ALTERNATIVE CREDIT ON 01/06/2016 AT 9.38	666.285	6,249.75
01/29/2016	02/01/2016	PURCHASED 67.274 SHS LEGG MASON BW ALTERNATIVE CREDIT ON 01/29/2016 AT 9.23 FOR REINVESTMENT	67.274	620.94
02/29/2016	03/01/2016	PURCHASED 48.301 SHS LEGG MASON BW ALTERNATIVE CREDIT ON 02/29/2016 AT 9.13 FOR REINVESTMENT	48.301	440.99
03/31/2016	04/01/2016	PURCHASED 38.228 SHS LEGG MASON BW ALTERNATIVE CREDIT ON 03/31/2016 AT 9.34 FOR REINVESTMENT	38.228	357.05
TOTAL			6,402.502	61,385.42
PRUDENTIAL FUNDS TOTAL RETURN BOND CL Q				
07/01/2015	07/07/2015	PURCHASED 200.489 SHS PRUDENTIAL FUNDS TOTAL RETURN BOND CL Q ON 07/01/2015 AT 14.22 FOR REINVESTMENT	200.489	2,850.95
07/07/2015	07/08/2015	PURCHASED 1,048.636 SHS PRUDENTIAL FUNDS TOTAL RETURN BOND CL Q ON 07/07/2015 AT 14.30	1,048.636	14,995.50
07/31/2015	08/05/2015	PURCHASED 115.966 SHS PRUDENTIAL FUNDS TOTAL RETURN BOND CL Q ON 07/31/2015 AT 14.31 FOR REINVESTMENT	115.966	1,659.48

TRUST EB FORMAT

Statement Period
Account Number

07/01/2015 through 06/30/2016
115150004910

Schedule Of Purchases

TRADE DATE	SETTLMT DATE	DESCRIPTION	UNITS	AVG COST
08/31/2015	09/02/2015	PURCHASED 176.017 SHS PRUDENTIAL FUNDS TOTAL RETURN BOND CL Q ON 08/31/2015 AT 14.24 FOR REINVESTMENT	176.017	2,506.48
09/04/2015	09/08/2015	PURCHASED .097 SHS PRUDENTIAL FUNDS TOTAL RETURN BOND CL Q ON 09/04/2015 AT 14.27	.097	1.38
09/30/2015	10/01/2015	PURCHASED 175.847 SHS PRUDENTIAL FUNDS TOTAL RETURN BOND CL Q ON 09/30/2015 AT 14.22 FOR REINVESTMENT	175.847	2,500.55
10/05/2015	10/06/2015	PURCHASED 1,053.055 SHS PRUDENTIAL FUNDS TOTAL RETURN BOND CL Q ON 10/05/2015 AT 14.24	1,053.055	14,995.50
10/30/2015	11/02/2015	PURCHASED 177.268 SHS PRUDENTIAL FUNDS TOTAL RETURN BOND CL Q ON 10/30/2015 AT 14.23 FOR REINVESTMENT	177.268	2,522.53
11/30/2015	12/01/2015	PURCHASED 166.074 SHS PRUDENTIAL FUNDS TOTAL RETURN BOND CL Q ON 11/30/2015 AT 14.14 FOR REINVESTMENT	166.074	2,348.28
12/10/2015	12/11/2015	PURCHASED 8.199 SHS PRUDENTIAL FUNDS TOTAL RETURN BOND CL Q ON 12/10/2015 AT 14.08 FOR REINVESTMENT	8.199	115.44
12/31/2015	01/04/2016	PURCHASED 173.721 SHS PRUDENTIAL FUNDS TOTAL RETURN BOND CL Q ON 12/31/2015 AT 13.99 FOR REINVESTMENT	173.721	2,430.35
12/31/2015	01/04/2016	PURCHASED 132.57 SHS PRUDENTIAL FUNDS TOTAL RETURN BOND CL Q ON 12/31/2015 AT 13.99 FOR REINVESTMENT	132.57	1,854.66
01/06/2016	01/07/2016	PURCHASED 1,066.536 SHS PRUDENTIAL FUNDS TOTAL RETURN BOND CL Q ON 01/06/2016 AT 14.06	1,066.536	14,995.50
01/29/2016	02/01/2016	PURCHASED 160.264 SHS PRUDENTIAL FUNDS TOTAL RETURN BOND CL Q ON 01/29/2016 AT 14.12 FOR REINVESTMENT	160.264	2,262.93

TRUST EB FORMAT

Statement Period
Account Number

07/01/2015 through 06/30/2016
115150004910

Schedule Of Purchases

TRADE DATE	SETTLMT DATE	DESCRIPTION	UNITS	AVG COST
02/29/2016	03/01/2016	PURCHASED 164.724 SHS PRUDENTIAL FUNDS TOTAL RETURN BOND CL Q ON 02/29/2016 AT 14.14 FOR REINVESTMENT	164.724	2,329.20
03/31/2016	04/01/2016	PURCHASED 184.564 SHS PRUDENTIAL FUNDS TOTAL RETURN BOND CL Q ON 03/31/2016 AT 14.34 FOR REINVESTMENT	184.564	2,646.65
04/29/2016	05/02/2016	PURCHASED 178.624 SHS PRUDENTIAL FUNDS TOTAL RETURN BOND CL Q ON 04/29/2016 AT 14.45 FOR REINVESTMENT	178.624	2,581.12
05/31/2016	06/01/2016	PURCHASED 178.708 SHS PRUDENTIAL FUNDS TOTAL RETURN BOND CL Q ON 05/31/2016 AT 14.42 FOR REINVESTMENT	178.708	2,576.97
06/30/2016	07/01/2016	PURCHASED 176.678 SHS PRUDENTIAL FUNDS TOTAL RETURN BOND CL Q ON 06/30/2016 AT 14.70 FOR REINVESTMENT	176.678	2,597.17
TOTAL			5,538.037	78,770.64
FRANKLIN TEMPLETON MUTUAL FDS. GLOBAL BOND FUND ADV CLASS				
07/07/2015	07/08/2015	PURCHASED 1,130.296 SHS FRANKLIN TEMPLETON MUTUAL FDS. GLOBAL BOND FUND ADV CLASS ON 07/07/2015 AT 12.18	1,130.296	13,767.00
07/15/2015	07/23/2015	PURCHASED 206.894 SHS FRANKLIN TEMPLETON MUTUAL FDS. GLOBAL BOND FUND ADV CLASS ON 07/15/2015 AT 12.25 FOR REINVESTMENT	206.894	2,534.46
08/17/2015	08/18/2015	PURCHASED 216.204 SHS FRANKLIN TEMPLETON MUTUAL FDS. GLOBAL BOND FUND ADV CLASS ON 08/17/2015 AT 11.75 FOR REINVESTMENT	216.204	2,540.40
09/15/2015	09/16/2015	PURCHASED 218.956 SHS FRANKLIN TEMPLETON MUTUAL FDS. GLOBAL BOND FUND ADV CLASS ON 09/15/2015 AT 11.52 FOR REINVESTMENT	218.956	2,522.37

TRUST EB FORMAT

Statement Period
Account Number

07/01/2015 through 06/30/2016
115150004910

Schedule Of Purchases

TRADE DATE	SETTLMT DATE	DESCRIPTION	UNITS	AVG COST
10/05/2015	10/06/2015	PURCHASED 1,194.016 SHS FRANKLIN TEMPLETON MUTUAL FDS. GLOBAL BOND FUND ADV CLASS ON 10/05/2015 AT 11.53	1,194.016	13,767.00
10/15/2015	10/16/2015	PURCHASED 221.158 SHS FRANKLIN TEMPLETON MUTUAL FDS. GLOBAL BOND FUND ADV CLASS ON 10/15/2015 AT 11.68 FOR REINVESTMENT	221.158	2,583.12
11/16/2015	11/17/2015	PURCHASED 219.4 SHS FRANKLIN TEMPLETON MUTUAL FDS. GLOBAL BOND FUND ADV CLASS ON 11/16/2015 AT 11.77 FOR REINVESTMENT	219.4	2,582.34
12/15/2015	12/16/2015	PURCHASED 224.938 SHS FRANKLIN TEMPLETON MUTUAL FDS. GLOBAL BOND FUND ADV CLASS ON 12/15/2015 AT 11.54 FOR REINVESTMENT	224.938	2,595.79
12/28/2015	12/29/2015	PURCHASED 404.87 SHS FRANKLIN TEMPLETON MUTUAL FDS. GLOBAL BOND FUND ADV CLASS ON 12/28/2015 AT 11.55	404.87	4,676.25
01/06/2016	01/07/2016	PURCHASED 1,212.952 SHS FRANKLIN TEMPLETON MUTUAL FDS. GLOBAL BOND FUND ADV CLASS ON 01/06/2016 AT 11.35	1,212.952	13,767.00
01/15/2016	01/19/2016	PURCHASED 240.169 SHS FRANKLIN TEMPLETON MUTUAL FDS. GLOBAL BOND FUND ADV CLASS ON 01/15/2016 AT 11.02 FOR REINVESTMENT	240.169	2,646.66
02/16/2016	02/17/2016	PURCHASED 242.615 SHS FRANKLIN TEMPLETON MUTUAL FDS. GLOBAL BOND FUND ADV CLASS ON 02/16/2016 AT 10.87 FOR REINVESTMENT	242.615	2,637.22
03/15/2016	03/16/2016	PURCHASED 236.292 SHS FRANKLIN TEMPLETON MUTUAL FDS. GLOBAL BOND FUND ADV CLASS ON 03/15/2016 AT 11.26 FOR REINVESTMENT	236.292	2,660.65

TRUST EB FORMAT

Statement Period
Account Number

07/01/2015 through 06/30/2016
115150004910

Schedule Of Purchases

TRADE DATE	SETTLMT DATE	DESCRIPTION	UNITS	AVG COST
04/15/2016	04/18/2016	PURCHASED 234.084 SHS FRANKLIN TEMPLETON MUTUAL FDS. GLOBAL BOND FUND ADV CLASS ON 04/15/2016 AT 11.36 FOR REINVESTMENT	234.084	2,659.19
05/16/2016	05/17/2016	PURCHASED 163.9 SHS FRANKLIN TEMPLETON MUTUAL FDS. GLOBAL BOND FUND ADV CLASS ON 05/16/2016 AT 11.28 FOR REINVESTMENT	163.9	1,848.79
06/15/2016	06/16/2016	PURCHASED 167.295 SHS FRANKLIN TEMPLETON MUTUAL FDS. GLOBAL BOND FUND ADV CLASS ON 06/15/2016 AT 11.02 FOR REINVESTMENT	167.295	1,843.59
TOTAL			6,534.039	75,631.83
FRANKLIN TEMPLETON MUTUAL FDS. GLOBAL BOND R6				
06/29/2016	06/30/2016	PURCHASED 84,606.034 SHS FRANKLIN TEMPLETON MUTUAL FDS. GLOBAL BOND R6 ON 06/29/2016 AT 11.27	84,606.034	953,510.00
TOTAL			84,606.034	953,510.00
LEGG MASON WESTERN ASSET CORE PLUS BOND				
07/01/2015	07/07/2015	PURCHASED 228.478 SHS LEGG MASON WESTERN ASSET CORE PLUS BOND ON 07/01/2015 AT 11.51 FOR REINVESTMENT	228.478	2,629.78
07/07/2015	07/08/2015	PURCHASED 1,297.189 SHS LEGG MASON WESTERN ASSET CORE PLUS BOND ON 07/07/2015 AT 11.56	1,297.189	14,995.50
07/31/2015	08/05/2015	PURCHASED 155.245 SHS LEGG MASON WESTERN ASSET CORE PLUS BOND ON 07/31/2015 AT 11.60 FOR REINVESTMENT	155.245	1,800.84
08/21/2015	08/24/2015	PURCHASED 92.733 SHS LEGG MASON WESTERN ASSET CORE PLUS BOND ON 08/21/2015 AT 11.60	92.733	1,075.70

TRUST EB FORMAT

Statement Period
Account Number

07/01/2015 through 06/30/2016
115150004910

Schedule Of Purchases

TRADE DATE	SETTLMT DATE	DESCRIPTION	UNITS	AVG COST
08/31/2015	09/02/2015	PURCHASED 236.064 SHS LEGG MASON WESTERN ASSET CORE PLUS BOND ON 08/31/2015 AT 11.52 FOR REINVESTMENT	236.064	2,719.46
09/30/2015	10/01/2015	PURCHASED 242.863 SHS LEGG MASON WESTERN ASSET CORE PLUS BOND ON 09/30/2015 AT 11.50 FOR REINVESTMENT	242.863	2,792.92
10/05/2015	10/06/2015	PURCHASED 1,299.437 SHS LEGG MASON WESTERN ASSET CORE PLUS BOND ON 10/05/2015 AT 11.54	1,299.437	14,995.50
10/30/2015	11/02/2015	PURCHASED 258.742 SHS LEGG MASON WESTERN ASSET CORE PLUS BOND ON 10/30/2015 AT 11.57 FOR REINVESTMENT	258.742	2,993.64
11/30/2015	12/01/2015	PURCHASED 242.435 SHS LEGG MASON WESTERN ASSET CORE PLUS BOND ON 11/30/2015 AT 11.53 FOR REINVESTMENT	242.435	2,795.28
12/31/2015	01/04/2016	PURCHASED 287.907 SHS LEGG MASON WESTERN ASSET CORE PLUS BOND ON 12/31/2015 AT 11.43 FOR REINVESTMENT	287.907	3,290.78
01/06/2016	01/07/2016	PURCHASED 1,307.367 SHS LEGG MASON WESTERN ASSET CORE PLUS BOND ON 01/06/2016 AT 11.47	1,307.367	14,995.50
01/29/2016	02/01/2016	PURCHASED 232.079 SHS LEGG MASON WESTERN ASSET CORE PLUS BOND ON 01/29/2016 AT 11.48 FOR REINVESTMENT	232.079	2,664.27
02/29/2016	03/01/2016	PURCHASED 246.465 SHS LEGG MASON WESTERN ASSET CORE PLUS BOND ON 02/29/2016 AT 11.44 FOR REINVESTMENT	246.465	2,819.56
03/31/2016	04/01/2016	PURCHASED 266.611 SHS LEGG MASON WESTERN ASSET CORE PLUS BOND ON 03/31/2016 AT 11.63 FOR REINVESTMENT	266.611	3,100.69

TRUST EB FORMAT

Statement Period
Account Number

07/01/2015 through 06/30/2016
115150004910

Schedule Of Purchases

TRADE DATE	SETTLMT DATE	DESCRIPTION	UNITS	AVG COST
04/29/2016	05/02/2016	PURCHASED 255.991 SHS LEGG MASON WESTERN ASSET CORE PLUS BOND ON 04/29/2016 AT 11.70 FOR REINVESTMENT	255.991	2,995.09
05/31/2016	06/01/2016	PURCHASED 250.702 SHS LEGG MASON WESTERN ASSET CORE PLUS BOND ON 05/31/2016 AT 11.65 FOR REINVESTMENT	250.702	2,920.68
06/30/2016	07/01/2016	PURCHASED 234.715 SHS LEGG MASON WESTERN ASSET CORE PLUS BOND ON 06/30/2016 AT 11.87 FOR REINVESTMENT	234.715	2,786.07
TOTAL			7,135.023	82,371.26
LEGG MASON CORE PLUS BOND IS				
06/29/2016	06/30/2016	PURCHASED 87,645.283 SHS LEGG MASON CORE PLUS BOND IS ON 06/29/2016 AT 11.85	87,645.283	1,038,596.60
06/30/2016	07/07/2016	PURCHASED 8.339 SHS LEGG MASON CORE PLUS BOND IS ON 06/30/2016 AT 11.87 FOR REINVESTMENT	8.339	98.98
TOTAL			87,653.622	1,038,695.58
TOTAL MUTUAL FUND - FIXED INCOME			443,608.397	5,313,322.62
MUTUAL FUND - DOMESTIC EQUITY				
ALGER FUNDS SMALL CAP FOCUS Z				
06/29/2016	06/30/2016	PURCHASED 63,372.227 SHS ALGER FUNDS SMALL CAP FOCUS Z ON 06/29/2016 AT 10.93	63,372.227	692,658.44
TOTAL			63,372.227	692,658.44
ALGER FUNDS SPECTRA Z				
07/07/2015	07/08/2015	PURCHASED 664.865 SHS ALGER FUNDS SPECTRA Z ON 07/07/2015 AT 18.80	664.865	12,499.47
10/05/2015	10/06/2015	PURCHASED 699.076 SHS ALGER FUNDS SPECTRA Z ON 10/05/2015 AT 17.88	699.076	12,499.47

TRUST EB FORMAT

Statement Period
Account Number

07/01/2015 through 06/30/2016
115150004910

Schedule Of Purchases

TRADE DATE	SETTLMT DATE	DESCRIPTION	UNITS	AVG COST
12/16/2015	12/18/2015	PURCHASED 4,090.739 SHS ALGER FUNDS SPECTRA Z ON 12/16/2015 AT 17.44 FOR REINVESTMENT	4,090.739	71,342.49
01/06/2016	01/07/2016	PURCHASED 743.573 SHS ALGER FUNDS SPECTRA Z ON 01/06/2016 AT 16.81	743.573	12,499.47
06/29/2016	06/30/2016	PURCHASED 4,032.706 SHS ALGER FUNDS SPECTRA Z ON 06/29/2016 AT 16.49	4,032.706	66,499.33
TOTAL			10,230.959	175,340.23
COLUMBIA CONTRARIAN CORE				
07/07/2015	07/08/2015	PURCHASED 550.153 SHS COLUMBIA CONTRARIAN CORE ON 07/07/2015 AT 22.72	550.153	12,499.47
10/05/2015	10/06/2015	PURCHASED 575.217 SHS COLUMBIA CONTRARIAN CORE ON 10/05/2015 AT 21.73	575.217	12,499.47
12/14/2015	12/16/2015	PURCHASED 1,186.074 SHS COLUMBIA CONTRARIAN CORE ON 12/14/2015 AT 21.03 FOR REINVESTMENT	1,186.074	24,943.13
12/14/2015	12/16/2015	PURCHASED 1,172.167 SHS COLUMBIA CONTRARIAN CORE ON 12/14/2015 AT 21.03 FOR REINVESTMENT	1,172.167	24,650.67
01/06/2016	01/07/2016	PURCHASED 600.936 SHS COLUMBIA CONTRARIAN CORE ON 01/06/2016 AT 20.80	600.936	12,499.47
06/29/2016	06/30/2016	PURCHASED 993.002 SHS COLUMBIA CONTRARIAN CORE ON 06/29/2016 AT 21.59	993.002	21,438.91
TOTAL			5,077.549	108,531.12
OAKMARK SELECT				
07/07/2015	07/08/2015	PURCHASED 371.456 SHS OAKMARK SELECT ON 07/07/2015 AT 40.38	371.456	14,999.39
10/05/2015	10/06/2015	PURCHASED 390.915 SHS OAKMARK SELECT ON 10/05/2015 AT 38.37	390.915	14,999.39

TRUST EB FORMAT

Statement Period
Account Number

07/01/2015 through 06/30/2016
115150004910

Schedule Of Purchases

TRADE DATE	SETTLMT DATE	DESCRIPTION	UNITS	AVG COST
12/17/2015	12/21/2015	PURCHASED 78.19 SHS OAKMARK SELECT ON 12/17/2015 AT 38.71 FOR REINVESTMENT	78.19	3,026.72
12/28/2015	12/29/2015	PURCHASED 134.518 SHS OAKMARK SELECT ON 12/28/2015 AT 39.30	134.518	5,286.54
01/06/2016	01/07/2016	PURCHASED 396.495 SHS OAKMARK SELECT ON 01/06/2016 AT 37.83	396.495	14,999.39
06/29/2016	06/30/2016	PURCHASED 2,063.614 SHS OAKMARK SELECT ON 06/29/2016 AT 37.64	2,063.614	77,674.42
TOTAL			3,435.188	130,985.85
HARTFORD FUNDS MIDCAP CLASS Y				
07/07/2015	07/08/2015	PURCHASED 326.929 SHS HARTFORD FUNDS MIDCAP CLASS Y ON 07/07/2015 AT 30.59	326.929	10,000.76
10/05/2015	10/06/2015	PURCHASED 338.894 SHS HARTFORD FUNDS MIDCAP CLASS Y ON 10/05/2015 AT 29.51	338.894	10,000.76
12/11/2015	12/15/2015	PURCHASED 1,640.674 SHS HARTFORD FUNDS MIDCAP CLASS Y ON 12/11/2015 AT 27.20 FOR REINVESTMENT	1,640.674	44,626.32
01/06/2016	01/07/2016	PURCHASED 377.815 SHS HARTFORD FUNDS MIDCAP CLASS Y ON 01/06/2016 AT 26.47	377.815	10,000.76
06/29/2016	06/30/2016	PURCHASED 652.176 SHS HARTFORD FUNDS MIDCAP CLASS Y ON 06/29/2016 AT 27.75	652.176	18,097.89
TOTAL			3,336.488	92,726.49
ROYCE FUNDS SPECIAL EQUITY				
07/07/2015	07/08/2015	PURCHASED 442.644 SHS ROYCE FUNDS SPECIAL EQUITY ON 07/07/2015 AT 22.60	442.644	10,003.76
10/05/2015	10/06/2015	PURCHASED 484.678 SHS ROYCE FUNDS SPECIAL EQUITY ON 10/05/2015 AT 20.64	484.678	10,003.76

TRUST EB FORMAT

Statement Period
Account Number

07/01/2015 through 06/30/2016
115150004910

Schedule Of Purchases

TRADE DATE	SETTLMT DATE	DESCRIPTION	UNITS	AVG COST
12/17/2015	12/21/2015	PURCHASED 467.581 SHS ROYCE FUNDS SPECIAL EQUITY ON 12/17/2015 AT 17.80 FOR REINVESTMENT	467.581	8,322.94
12/17/2015	12/21/2015	PURCHASED 3,235.41 SHS ROYCE FUNDS SPECIAL EQUITY ON 12/17/2015 AT 17.80 FOR REINVESTMENT	3,235.41	57,590.29
TOTAL			4,630.313	85,920.75
UNDISCOVERED MANAGERS BEHAVIORAL VALUE R6				
06/29/2016	06/30/2016	PURCHASED 12,219.863 SHS UNDISCOVERED MANAGERS BEHAVIORAL VALUE R6 ON 06/29/2016 AT 56.70	12,219.863	692,866.26
TOTAL			12,219.863	692,866.26
UNDISCOVERED MANAGERS BEHAVIORAL VALUE INST				
12/28/2015	12/29/2015	PURCHASED 12,153.63 SHS UNDISCOVERED MANAGERS BEHAVIORAL VALUE INST ON 12/28/2015 AT 55.59	12,153.63	675,620.29
01/06/2016	01/07/2016	PURCHASED 184.947 SHS UNDISCOVERED MANAGERS BEHAVIORAL VALUE INST ON 01/06/2016 AT 54.09	184.947	10,003.76
TOTAL			12,338.577	685,624.05
VANGUARD GROUP MID CAP INDEX FUND				
07/07/2015	07/08/2015	PURCHASED 285.003 SHS VANGUARD GROUP MID CAP INDEX FUND ON 07/07/2015 AT 35.09	285.003	10,000.76
09/22/2015	09/23/2015	PURCHASED 189.009 SHS VANGUARD GROUP MID CAP INDEX FUND ON 09/22/2015 AT 32.58 FOR REINVESTMENT	189.009	6,157.92

TRUST EB FORMAT

Statement Period
Account Number

07/01/2015 through 06/30/2016
115150004910

Schedule Of Purchases

TRADE DATE	SETTLMT DATE	DESCRIPTION	UNITS	AVG COST
10/05/2015	10/06/2015	PURCHASED 302.962 SHS VANGUARD GROUP MID CAP INDEX FUND ON 10/05/2015 AT 33.01	302.962	10,000.76
12/22/2015	12/23/2015	PURCHASED 102.751 SHS VANGUARD GROUP MID CAP INDEX FUND ON 12/22/2015 AT 32.65 FOR REINVESTMENT	102.751	3,354.81
12/28/2015	12/29/2015	PURCHASED 129.989 SHS VANGUARD GROUP MID CAP INDEX FUND ON 12/28/2015 AT 33.04	129.989	4,294.83
01/06/2016	01/07/2016	PURCHASED 313.799 SHS VANGUARD GROUP MID CAP INDEX FUND ON 01/06/2016 AT 31.87	313.799	10,000.76
03/14/2016	03/15/2016	PURCHASED 49.934 SHS VANGUARD GROUP MID CAP INDEX FUND ON 03/14/2016 AT 32.39 FOR REINVESTMENT	49.934	1,617.37
06/13/2016	06/14/2016	PURCHASED 79.273 SHS VANGUARD GROUP MID CAP INDEX FUND ON 06/13/2016 AT 33.53 FOR REINVESTMENT	79.273	2,658.02
TOTAL			1,452.72	48,085.23
TOTAL MUTUAL FUND - DOMESTIC EQUITY			116,093.884	2,712,738.42
MUTUAL FUND - INTERNATIONAL EQUITY				
BRANDES FUNDS INTERNATIONAL EQUITY - R6				
06/29/2016	06/30/2016	PURCHASED 58,293.76 SHS BRANDES FUNDS INTERNATIONAL EQUITY - R6 ON 06/29/2016 AT 14.85	58,293.76	865,662.33
06/30/2016	07/05/2016	PURCHASED 760.957 SHS BRANDES FUNDS INTERNATIONAL EQUITY - R6 ON 06/30/2016 AT 14.80 FOR REINVESTMENT	760.957	11,262.17
TOTAL			59,054.717	876,924.50

TRUST EB FORMAT

Statement Period
Account Number

07/01/2015 through 06/30/2016
115150004910

Schedule Of Purchases

TRADE DATE	SETTLMT DATE	DESCRIPTION	UNITS	AVG COST
		BRANDES FUNDS INSTITUTIONAL INTERNATIONAL EQ		
07/01/2015	07/07/2015	PURCHASED 440.661 SHS BRANDES FUNDS INSTITUTIONAL INTERNATIONAL EQ ON 07/01/2015 AT 17.00 FOR REINVESTMENT	440.661	7,491.24
07/07/2015	07/08/2015	PURCHASED 750.668 SHS BRANDES FUNDS INSTITUTIONAL INTERNATIONAL EQ ON 07/07/2015 AT 16.65	750.668	12,498.63
09/30/2015	10/02/2015	PURCHASED 301.288 SHS BRANDES FUNDS INSTITUTIONAL INTERNATIONAL EQ ON 09/30/2015 AT 14.92 FOR REINVESTMENT	301.288	4,495.21
10/05/2015	10/06/2015	PURCHASED 808.45 SHS BRANDES FUNDS INSTITUTIONAL INTERNATIONAL EQ ON 10/05/2015 AT 15.46	808.45	12,498.63
12/28/2015	12/29/2015	PURCHASED 4,448.611 SHS BRANDES FUNDS INSTITUTIONAL INTERNATIONAL EQ ON 12/28/2015 AT 15.39	4,448.611	68,464.12
12/31/2015	01/05/2016	PURCHASED 249.524 SHS BRANDES FUNDS INSTITUTIONAL INTERNATIONAL EQ ON 12/31/2015 AT 15.14 FOR REINVESTMENT	249.524	3,777.80
01/06/2016	01/07/2016	PURCHASED 853.732 SHS BRANDES FUNDS INSTITUTIONAL INTERNATIONAL EQ ON 01/06/2016 AT 14.64	853.732	12,498.63
03/31/2016	04/04/2016	PURCHASED 192.073 SHS BRANDES FUNDS INSTITUTIONAL INTERNATIONAL EQ ON 03/31/2016 AT 15.29 FOR REINVESTMENT	192.073	2,936.80
		TOTAL	8,045.007	124,661.06

TRUST EB FORMAT

Statement Period
Account Number

07/01/2015 through 06/30/2016
115150004910

Schedule Of Purchases

TRADE DATE	SETTLMT DATE	DESCRIPTION	UNITS	AVG COST
		BRANDES FUNDS INTERNATIONAL SMALL CAP EQUITY		
07/01/2015	07/07/2015	PURCHASED 85.024 SHS BRANDES FUNDS INTERNATIONAL SMALL CAP EQUITY ON 07/01/2015 AT 13.10 FOR REINVESTMENT	85.024	1,113.82
07/07/2015	07/08/2015	PURCHASED 488.101 SHS BRANDES FUNDS INTERNATIONAL SMALL CAP EQUITY ON 07/07/2015 AT 12.81	488.101	6,252.57
09/30/2015	10/02/2015	PURCHASED 26.204 SHS BRANDES FUNDS INTERNATIONAL SMALL CAP EQUITY ON 09/30/2015 AT 12.61 FOR REINVESTMENT	26.204	330.43
10/05/2015	10/06/2015	PURCHASED 483.571 SHS BRANDES FUNDS INTERNATIONAL SMALL CAP EQUITY ON 10/05/2015 AT 12.93	483.571	6,252.57
12/04/2015	12/08/2015	PURCHASED 263.355 SHS BRANDES FUNDS INTERNATIONAL SMALL CAP EQUITY ON 12/04/2015 AT 13.07 FOR REINVESTMENT	263.355	3,442.05
12/04/2015	12/08/2015	PURCHASED 245.067 SHS BRANDES FUNDS INTERNATIONAL SMALL CAP EQUITY ON 12/04/2015 AT 13.07 FOR REINVESTMENT	245.067	3,203.03
12/31/2015	01/05/2016	PURCHASED 513.251 SHS BRANDES FUNDS INTERNATIONAL SMALL CAP EQUITY ON 12/31/2015 AT 12.76 FOR REINVESTMENT	513.251	6,549.08
01/06/2016	01/07/2016	PURCHASED 500.206 SHS BRANDES FUNDS INTERNATIONAL SMALL CAP EQUITY ON 01/06/2016 AT 12.50	500.206	6,252.57
06/29/2016	06/30/2016	PURCHASED 831.463 SHS BRANDES FUNDS INTERNATIONAL SMALL CAP EQUITY ON 06/29/2016 AT 12.74	831.463	10,592.84
06/30/2016	07/05/2016	PURCHASED 76.776 SHS BRANDES FUNDS INTERNATIONAL SMALL CAP EQUITY ON 06/30/2016 AT 12.79 FOR REINVESTMENT	76.776	981.96
TOTAL			3,513.018	44,970.92

TRUST EB FORMAT

Statement Period
Account Number

07/01/2015 through 06/30/2016
115150004910

Schedule Of Purchases

TRADE DATE	SETTLMT DATE	DESCRIPTION	UNITS	AVG COST
		BRANDES FUNDS EMERGING MARKETS FUND CLASS I		
07/01/2015	07/07/2015	PURCHASED 182.018 SHS BRANDES FUNDS EMERGING MARKETS FUND CLASS I ON 07/01/2015 AT 7.69 FOR REINVESTMENT	182.018	1,399.72
07/07/2015	07/08/2015	PURCHASED 676.34 SHS BRANDES FUNDS EMERGING MARKETS FUND CLASS I ON 07/07/2015 AT 7.39	676.34	4,998.15
09/30/2015	10/02/2015	PURCHASED 325.805 SHS BRANDES FUNDS EMERGING MARKETS FUND CLASS I ON 09/30/2015 AT 6.21 FOR REINVESTMENT	325.805	2,023.25
10/05/2015	10/06/2015	PURCHASED 776.11 SHS BRANDES FUNDS EMERGING MARKETS FUND CLASS I ON 10/05/2015 AT 6.44	776.11	4,998.15
12/28/2015	12/29/2015	PURCHASED 9,522.096 SHS BRANDES FUNDS EMERGING MARKETS FUND CLASS I ON 12/28/2015 AT 6.45	9,522.096	61,417.52
12/31/2015	01/05/2016	PURCHASED 77.318 SHS BRANDES FUNDS EMERGING MARKETS FUND CLASS I ON 12/31/2015 AT 6.36 FOR REINVESTMENT	77.318	491.74
01/06/2016	01/07/2016	PURCHASED 815.359 SHS BRANDES FUNDS EMERGING MARKETS FUND CLASS I ON 01/06/2016 AT 6.13	815.359	4,998.15
03/31/2016	04/04/2016	PURCHASED 98.249 SHS BRANDES FUNDS EMERGING MARKETS FUND CLASS I ON 03/31/2016 AT 7.24 FOR REINVESTMENT	98.249	711.32
06/30/2016	07/05/2016	PURCHASED 342.222 SHS BRANDES FUNDS EMERGING MARKETS FUND CLASS I ON 06/30/2016 AT 7.40 FOR REINVESTMENT	342.222	2,532.44
TOTAL			12,815.517	83,570.44

TRUST EB FORMAT

Statement Period
Account Number

07/01/2015 through 06/30/2016
115150004910

Schedule Of Purchases

TRADE DATE	SETTLMT DATE	DESCRIPTION	UNITS	AVG COST
		HARTFORD HARTFORD INTERNATIONAL VALUE INSTL		
07/07/2015	07/08/2015	PURCHASED 665.533 SHS HARTFORD HARTFORD INTERNATIONAL VALUE INSTL ON 07/07/2015 AT 15.02	665.533	9,996.31
10/05/2015	10/06/2015	PURCHASED 702.975 SHS HARTFORD HARTFORD INTERNATIONAL VALUE INSTL ON 10/05/2015 AT 14.22	702.975	9,996.31
12/11/2015	12/15/2015	PURCHASED 458.875 SHS HARTFORD HARTFORD INTERNATIONAL VALUE INSTL ON 12/11/2015 AT 13.65 FOR REINVESTMENT	458.875	6,263.64
12/11/2015	12/15/2015	PURCHASED 396.226 SHS HARTFORD HARTFORD INTERNATIONAL VALUE INSTL ON 12/11/2015 AT 13.65 FOR REINVESTMENT	396.226	5,408.49
12/28/2015	12/29/2015	PURCHASED 2,665.525 SHS HARTFORD HARTFORD INTERNATIONAL VALUE INSTL ON 12/28/2015 AT 14.00	2,665.525	37,317.35
12/29/2015	12/31/2015	PURCHASED 767.857 SHS HARTFORD HARTFORD INTERNATIONAL VALUE INSTL ON 12/29/2015 AT 13.90 FOR REINVESTMENT	767.857	10,673.21
01/06/2016	01/07/2016	PURCHASED 751.038 SHS HARTFORD HARTFORD INTERNATIONAL VALUE INSTL ON 01/06/2016 AT 13.31	751.038	9,996.31
		TOTAL	6,408.029	89,651.62
		HARTFORD INTERNATIONAL VALUE - Y		
06/29/2016	06/30/2016	PURCHASED 51,514.121 SHS HARTFORD INTERNATIONAL VALUE - Y ON 06/29/2016 AT 13.44	51,514.121	692,349.79
		TOTAL	51,514.121	692,349.79

TRUST EB FORMAT

Statement Period
Account Number

07/01/2015 through 06/30/2016
115150004910

Schedule Of Purchases

TRADE DATE	SETTLMT DATE	DESCRIPTION	UNITS	AVG COST
		CLEARBRIDGE INTERNATIONAL SMALL CAP I		
07/07/2015	07/08/2015	PURCHASED 384.774 SHS CLEARBRIDGE INTERNATIONAL SMALL CAP I ON 07/07/2015 AT 16.25	384.774	6,252.57
10/05/2015	10/06/2015	PURCHASED 400.549 SHS CLEARBRIDGE INTERNATIONAL SMALL CAP I ON 10/05/2015 AT 15.61	400.549	6,252.57
12/22/2015	12/23/2015	PURCHASED 340.735 SHS CLEARBRIDGE INTERNATIONAL SMALL CAP I ON 12/22/2015 AT 15.31 FOR REINVESTMENT	340.735	5,216.65
12/28/2015	12/29/2015	PURCHASED 721.383 SHS CLEARBRIDGE INTERNATIONAL SMALL CAP I ON 12/28/2015 AT 15.42	721.383	11,123.72
01/06/2016	01/07/2016	PURCHASED 416.006 SHS CLEARBRIDGE INTERNATIONAL SMALL CAP I ON 01/06/2016 AT 15.03	416.006	6,252.57
		TOTAL	2,263.447	35,098.08
		CLEARBRIDGE INTERNATIONAL CM CAP - IS		
06/29/2016	06/30/2016	PURCHASED 29,865.948 SHS CLEARBRIDGE INTERNATIONAL CM CAP - IS ON 06/29/2016 AT 14.50	29,865.948	433,056.24
		TOTAL	29,865.948	433,056.24
		AMERICAN FUNDS NEW PERSPECTIVE F2		
07/07/2015	07/08/2015	PURCHASED 197.122 SHS AMERICAN FUNDS NEW PERSPECTIVE F2 ON 07/07/2015 AT 38.05	197.122	7,500.48
10/05/2015	10/06/2015	PURCHASED 202.169 SHS AMERICAN FUNDS NEW PERSPECTIVE F2 ON 10/05/2015 AT 37.10	202.169	7,500.48
12/23/2015	12/28/2015	PURCHASED 129.582 SHS AMERICAN FUNDS NEW PERSPECTIVE F2 ON 12/23/2015 AT 36.14 FOR REINVESTMENT	129.582	4,683.09

TRUST EB FORMAT

Statement Period
Account Number

07/01/2015 through 06/30/2016
115150004910

Schedule Of Purchases

TRADE DATE	SETTLMT DATE	DESCRIPTION	UNITS	AVG COST
12/23/2015	12/28/2015	PURCHASED 731.36 SHS AMERICAN FUNDS NEW PERSPECTIVE F2 ON 12/23/2015 AT 36.14 FOR REINVESTMENT	731.36	26,431.35
12/28/2015	12/29/2015	PURCHASED 469.743 SHS AMERICAN FUNDS NEW PERSPECTIVE F2 ON 12/28/2015 AT 36.12	469.743	16,967.11
01/06/2016	01/07/2016	PURCHASED 216.09 SHS AMERICAN FUNDS NEW PERSPECTIVE F2 ON 01/06/2016 AT 34.71	216.09	7,500.48
06/29/2016	06/30/2016	PURCHASED 66.703 SHS AMERICAN FUNDS NEW PERSPECTIVE F2 ON 06/29/2016 AT 34.95	66.703	2,331.26
TOTAL			2,012.769	72,914.25
AMERICAN FUNDS NEW WORLD F2				
07/07/2015	07/08/2015	PURCHASED 92.747 SHS AMERICAN FUNDS NEW WORLD F2 ON 07/07/2015 AT 53.89	92.747	4,998.15
10/05/2015	10/06/2015	PURCHASED 100.163 SHS AMERICAN FUNDS NEW WORLD F2 ON 10/05/2015 AT 49.90	100.163	4,998.15
12/23/2015	12/28/2015	PURCHASED 59.112 SHS AMERICAN FUNDS NEW WORLD F2 ON 12/23/2015 AT 50.25 FOR REINVESTMENT	59.112	2,970.39
12/28/2015	12/29/2015	PURCHASED 431.134 SHS AMERICAN FUNDS NEW WORLD F2 ON 12/28/2015 AT 50.09	431.134	21,595.48
01/06/2016	01/07/2016	PURCHASED 103.353 SHS AMERICAN FUNDS NEW WORLD F2 ON 01/06/2016 AT 48.36	103.353	4,998.15
06/29/2016	06/30/2016	PURCHASED 79.975 SHS AMERICAN FUNDS NEW WORLD F2 ON 06/29/2016 AT 50.49	79.975	4,037.96
TOTAL			866.484	43,598.28

TRUST EB FORMAT

Statement Period
Account Number

07/01/2015 through 06/30/2016
115150004910

Schedule Of Purchases

TRADE DATE	SETTLMT DATE	DESCRIPTION	UNITS	AVG COST
		THORNBURG INVESTMENT INCOME BUILDER I		
07/07/2015	07/08/2015	PURCHASED 589.558 SHS THORNBURG INVESTMENT INCOME BUILDER I ON 07/07/2015 AT 21.20	589.558	12,498.63
09/24/2015	09/28/2015	PURCHASED 309.48 SHS THORNBURG INVESTMENT INCOME BUILDER I ON 09/24/2015 AT 19.29 FOR REINVESTMENT	309.48	5,969.87
10/05/2015	10/06/2015	PURCHASED 631.244 SHS THORNBURG INVESTMENT INCOME BUILDER I ON 10/05/2015 AT 19.80	631.244	12,498.63
10/12/2015	10/13/2015	PURCHASED 59.089 SHS THORNBURG INVESTMENT INCOME BUILDER I ON 10/12/2015 AT 20.05	59.089	1,184.74
12/24/2015	12/29/2015	PURCHASED 571.523 SHS THORNBURG INVESTMENT INCOME BUILDER I ON 12/24/2015 AT 19.23 FOR REINVESTMENT	571.523	10,990.39
12/28/2015	12/29/2015	PURCHASED 3,283.962 SHS THORNBURG INVESTMENT INCOME BUILDER I ON 12/28/2015 AT 19.17	3,283.962	62,953.55
01/06/2016	01/07/2016	PURCHASED 666.949 SHS THORNBURG INVESTMENT INCOME BUILDER I ON 01/06/2016 AT 18.74	666.949	12,498.63
03/24/2016	03/29/2016	PURCHASED 442.035 SHS THORNBURG INVESTMENT INCOME BUILDER I ON 03/24/2016 AT 18.95 FOR REINVESTMENT	442.035	8,376.57
06/24/2016	06/28/2016	PURCHASED 488.184 SHS THORNBURG INVESTMENT INCOME BUILDER I ON 06/24/2016 AT 18.87 FOR REINVESTMENT	488.184	9,212.03
		TOTAL	7,042.024	136,183.04
		TOTAL MUTUAL FUND - INTERNATIONAL EQUITY	183,401.081	2,632,978.22

TRUST EB FORMAT

Statement Period
Account Number

07/01/2015 through 06/30/2016
115150004910

Schedule Of Purchases

TRADE DATE	SETTLMT DATE	DESCRIPTION	UNITS	AVG COST
MUTUAL FUND - REAL ESTATE				
COHEN AND STEERS REAL ESTATE SECURITIES CLASS I				
07/01/2015	07/07/2015	PURCHASED 1,804.134 SHS COHEN AND STEERS REAL ESTATE SECURITIES CLASS I ON 07/01/2015 AT 13.46 FOR REINVESTMENT	1,804.134	3,886.81
07/01/2015	07/07/2015	PURCHASED 288.767 SHS COHEN AND STEERS REAL ESTATE SECURITIES CLASS I ON 07/01/2015 AT 13.46 FOR REINVESTMENT	288.767	65,861.80
07/01/2015	07/07/2015	PURCHASED 4,893.15 SHS COHEN AND STEERS REAL ESTATE SECURITIES CLASS I ON 07/01/2015 AT 13.46 FOR REINVESTMENT	4,893.15	24,283.64
07/07/2015	07/08/2015	PURCHASED 624.586 SHS COHEN AND STEERS REAL ESTATE SECURITIES CLASS I ON 07/07/2015 AT 14.01	624.586	8,750.45
09/30/2015	10/02/2015	PURCHASED 237.388 SHS COHEN AND STEERS REAL ESTATE SECURITIES CLASS I ON 09/30/2015 AT 13.84 FOR REINVESTMENT	237.388	3,285.45
10/05/2015	10/06/2015	PURCHASED 612.777 SHS COHEN AND STEERS REAL ESTATE SECURITIES CLASS I ON 10/05/2015 AT 14.28	612.777	8,750.45
12/10/2015	12/14/2015	PURCHASED 368.321 SHS COHEN AND STEERS REAL ESTATE SECURITIES CLASS I ON 12/10/2015 AT 13.99 FOR REINVESTMENT	368.321	5,152.81
12/10/2015	12/14/2015	PURCHASED 317.953 SHS COHEN AND STEERS REAL ESTATE SECURITIES CLASS I ON 12/10/2015 AT 13.99 FOR REINVESTMENT	317.953	4,448.16
12/10/2015	12/14/2015	PURCHASED 689.422 SHS COHEN AND STEERS REAL ESTATE SECURITIES CLASS I ON 12/10/2015 AT 13.99 FOR REINVESTMENT	689.422	9,645.01

TRUST EB FORMAT

Statement Period
Account Number

07/01/2015 through 06/30/2016
115150004910

Schedule Of Purchases

TRADE DATE	SETTLMT DATE	DESCRIPTION	UNITS	AVG COST
01/06/2016	01/07/2016	PURCHASED 602.648 SHS COHEN AND STEERS REAL ESTATE SECURITIES CLASS I ON 01/06/2016 AT 14.52	602.648	8,750.45
03/31/2016	04/04/2016	PURCHASED 234.857 SHS COHEN AND STEERS REAL ESTATE SECURITIES CLASS I ON 03/31/2016 AT 15.11 FOR REINVESTMENT	234.857	3,548.69
06/30/2016	07/05/2016	PURCHASED .003 SHS COHEN AND STEERS REAL ESTATE SECURITIES CLASS I ON 06/30/2016 AT 15.76 FOR REINVESTMENT	.003	0.04
06/30/2016	07/05/2016	PURCHASED .007 SHS COHEN AND STEERS REAL ESTATE SECURITIES CLASS I ON 06/30/2016 AT 15.76 FOR REINVESTMENT	.007	0.11
TOTAL			10,674.013	146,363.87
COHEN AND STEERS REAL ESTATE SECURITIES - Z				
06/29/2016	06/30/2016	PURCHASED 38,093.085 SHS COHEN AND STEERS REAL ESTATE SECURITIES - Z ON 06/29/2016 AT 15.91	38,093.085	606,060.99
06/30/2016	07/05/2016	PURCHASED 215.119 SHS COHEN AND STEERS REAL ESTATE SECURITIES - Z ON 06/30/2016 AT 15.76 FOR REINVESTMENT	215.119	3,390.28
06/30/2016	07/05/2016	PURCHASED 512.419 SHS COHEN AND STEERS REAL ESTATE SECURITIES - Z ON 06/30/2016 AT 15.76 FOR REINVESTMENT	512.419	8,075.73
TOTAL			38,820.623	617,527.00
PRUDENTIAL FUNDS GLOBAL REAL ESTATE CL Q				
07/07/2015	07/08/2015	PURCHASED 359.805 SHS PRUDENTIAL FUNDS GLOBAL REAL ESTATE CL Q ON 07/07/2015 AT 24.32	359.805	8,750.45

TRUST EB FORMAT

Statement Period
Account Number

07/01/2015 through 06/30/2016
115150004910

Schedule Of Purchases

TRADE DATE	SETTLMT DATE	DESCRIPTION	UNITS	AVG COST
07/17/2015	07/23/2015	PURCHASED 283.889 SHS PRUDENTIAL FUNDS GLOBAL REAL ESTATE CL Q ON 07/17/2015 AT 24.57 FOR REINVESTMENT	283.889	6,975.14
10/05/2015	10/06/2015	PURCHASED 362.939 SHS PRUDENTIAL FUNDS GLOBAL REAL ESTATE CL Q ON 10/05/2015 AT 24.11	362.939	8,750.45
10/16/2015	10/19/2015	PURCHASED 85.834 SHS PRUDENTIAL FUNDS GLOBAL REAL ESTATE CL Q ON 10/16/2015 AT 24.54 FOR REINVESTMENT	85.834	2,106.37
12/16/2015	12/17/2015	PURCHASED 90.763 SHS PRUDENTIAL FUNDS GLOBAL REAL ESTATE CL Q ON 12/16/2015 AT 23.65 FOR REINVESTMENT	90.763	2,146.54
12/16/2015	12/17/2015	PURCHASED 403.18 SHS PRUDENTIAL FUNDS GLOBAL REAL ESTATE CL Q ON 12/16/2015 AT 23.65 FOR REINVESTMENT	403.18	9,535.21
01/06/2016	01/07/2016	PURCHASED 372.836 SHS PRUDENTIAL FUNDS GLOBAL REAL ESTATE CL Q ON 01/06/2016 AT 23.47	372.836	8,750.45
04/15/2016	04/18/2016	PURCHASED 180.7 SHS PRUDENTIAL FUNDS GLOBAL REAL ESTATE CL Q ON 04/15/2016 AT 24.30 FOR REINVESTMENT	180.7	4,391.01
TOTAL			2,139.946	51,405.62
TOTAL MUTUAL FUND - REAL ESTATE			51,634.582	815,296.49
TOTAL PURCHASES				11,474,335.75

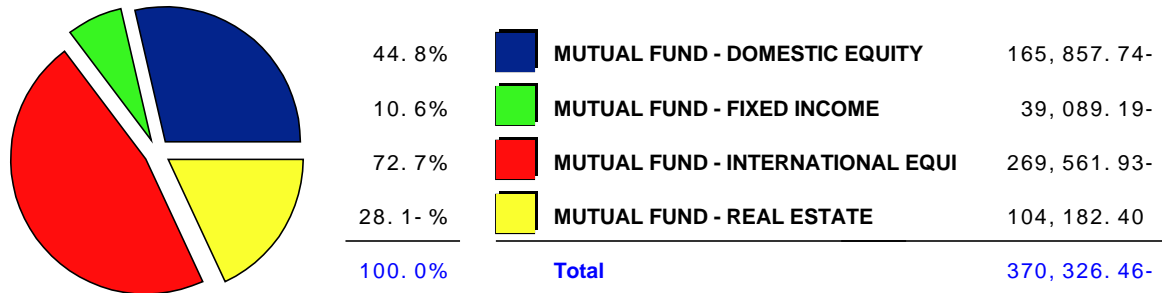
TRUST EB FORMAT

Statement Period
Account Number

07/01/2015 through 06/30/2016
115150004910

Schedule Of Sales

Realized Gains & Losses Allocation



Realized Gains & Losses Schedule

TRADE DATE	SETTLMT DATE	DESCRIPTION	PROCEEDS	MKT / COST BASIS	MKT / COST GAIN / LOSS
MUTUAL FUND - FIXED INCOME					
BLACKROCK TOTAL RETURN					
07/31/2015	08/03/2015	SOLD 27.379 SHS BLACKROCK TOTAL RETURN ON 07/31/2015 AT 11.77	322.25	321.17 324.40	1.08 2.15-
08/19/2015	08/20/2015	SOLD 27.769 SHS BLACKROCK TOTAL RETURN ON 08/19/2015 AT 11.75	326.29	325.74 329.02	0.55 2.73-
09/11/2015	09/14/2015	SOLD 26.815 SHS BLACKROCK TOTAL RETURN ON 09/11/2015 AT 11.71	314.00	314.55 317.35	0.55- 3.35-
10/07/2015	10/08/2015	SOLD 26.186 SHS BLACKROCK TOTAL RETURN ON 10/07/2015 AT 11.75	307.68	307.17 309.86	0.51 2.18-
11/16/2015	11/17/2015	SOLD 27.932 SHS BLACKROCK TOTAL RETURN ON 11/16/2015 AT 11.63	324.85	327.65 330.51	2.80- 5.66-

TRUST EB FORMAT

Statement Period
Account Number

07/01/2015 through 06/30/2016
115150004910

Schedule Of Sales

TRADE DATE	SETTLMT DATE	DESCRIPTION	PROCEEDS	MKT / COST BASIS	MKT / COST GAIN / LOSS
12/08/2015	12/09/2015	SOLD 27.896 SHS BLACKROCK TOTAL RETURN ON 12/08/2015 AT 11.63	324.43	327.22 330.07	2.79- 5.64-
12/28/2015	12/29/2015	SOLD 3,535.778 SHS BLACKROCK TOTAL RETURN ON 12/28/2015 AT 11.53	40,767.52	41,472.12 41,831.94	704.60- 1,064.42-
01/13/2016	01/14/2016	SOLD 27.563 SHS BLACKROCK TOTAL RETURN ON 01/13/2016 AT 11.59	319.45	323.21 325.96	3.76- 6.51-
02/05/2016	02/08/2016	SOLD 26.949 SHS BLACKROCK TOTAL RETURN ON 02/05/2016 AT 11.62	313.15	316.00 318.69	2.85- 5.54-
03/10/2016	03/11/2016	SOLD 26.811 SHS BLACKROCK TOTAL RETURN ON 03/10/2016 AT 11.60	311.01	314.38 317.04	3.37- 6.03-
04/07/2016	04/08/2016	SOLD 27.849 SHS BLACKROCK TOTAL RETURN ON 04/07/2016 AT 11.77	327.78	326.55 329.31	1.23 1.53-
05/10/2016	05/11/2016	SOLD 28.048 SHS BLACKROCK TOTAL RETURN ON 05/10/2016 AT 11.80	330.97	328.88 331.66	2.09 0.69-
06/09/2016	06/10/2016	SOLD 28.001 SHS BLACKROCK TOTAL RETURN ON 06/09/2016 AT 11.84	331.53	328.33 331.10	3.20 0.43
06/29/2016	06/30/2016	SOLD 90,234.579 SHS BLACKROCK TOTAL RETURN ON 06/29/2016 AT 11.94	1,077,400.87	1,058,068.32 1,066,990.32	19,332.55 10,410.55
06/30/2016	07/01/2016	SOLD .5 SHS BLACKROCK TOTAL RETURN ON 06/30/2016 AT 11.94 RESIDUAL SHARE CONV	5.97	5.86 5.91	0.11 0.06
TOTAL 94,100.055 SHS			1,122,027.75	1,103,407.15 1,112,723.14	18,620.60 9,304.61
BLACKROCK STRATEGIC INCOME FUND					
07/31/2015	08/03/2015	SOLD 13.338 SHS BLACKROCK STRATEGIC INCOME FUND ON 07/31/2015 AT 10.07	134.31	134.44 135.62	0.13- 1.31-
08/19/2015	08/20/2015	SOLD 13.558 SHS BLACKROCK STRATEGIC INCOME FUND ON 08/19/2015 AT 10.03	135.99	136.66 137.86	0.67- 1.87-

TRUST EB FORMAT

Statement Period
Account Number

07/01/2015 through 06/30/2016
115150004910

Schedule Of Sales

TRADE DATE	SETTLMT DATE	DESCRIPTION	PROCEEDS	MKT / COST BASIS	MKT / COST GAIN / LOSS
09/11/2015	09/14/2015	SOLD 13.1 SHS BLACKROCK STRATEGIC INCOME FUND ON 09/11/2015 AT 9.99	130.87	132.04 133.20	1.17- 2.33-
10/07/2015	10/08/2015	SOLD 12.862 SHS BLACKROCK STRATEGIC INCOME FUND ON 10/07/2015 AT 9.97	128.23	129.62 130.73	1.39- 2.50-
11/16/2015	11/17/2015	SOLD 13.621 SHS BLACKROCK STRATEGIC INCOME FUND ON 11/16/2015 AT 9.94	135.39	137.26 138.44	1.87- 3.05-
12/08/2015	12/09/2015	SOLD 13.645 SHS BLACKROCK STRATEGIC INCOME FUND ON 12/08/2015 AT 9.91	135.22	137.50 138.68	2.28- 3.46-
12/28/2015	12/29/2015	SOLD 1,262.952 SHS BLACKROCK STRATEGIC INCOME FUND ON 12/28/2015 AT 9.78	12,351.67	12,723.42 12,831.63	371.75- 479.96-
01/13/2016	01/14/2016	SOLD 13.683 SHS BLACKROCK STRATEGIC INCOME FUND ON 01/13/2016 AT 9.73	133.14	137.78 138.93	4.64- 5.79-
02/05/2016	02/08/2016	SOLD 13.51 SHS BLACKROCK STRATEGIC INCOME FUND ON 02/05/2016 AT 9.66	130.51	136.02 137.16	5.51- 6.65-
03/10/2016	03/11/2016	SOLD 13.446 SHS BLACKROCK STRATEGIC INCOME FUND ON 03/10/2016 AT 9.64	129.62	135.37 136.49	5.75- 6.87-
04/07/2016	04/08/2016	SOLD 14.127 SHS BLACKROCK STRATEGIC INCOME FUND ON 04/07/2016 AT 9.67	136.61	142.21 143.40	5.60- 6.79-
05/10/2016	05/11/2016	SOLD 14.221 SHS BLACKROCK STRATEGIC INCOME FUND ON 05/10/2016 AT 9.70	137.94	143.15 144.34	5.21- 6.40-
06/09/2016	06/10/2016	SOLD 14.215 SHS BLACKROCK STRATEGIC INCOME FUND ON 06/09/2016 AT 9.72	138.17	143.07 144.26	4.90- 6.09-
06/29/2016	06/30/2016	SOLD 44,274.118 SHS BLACKROCK STRATEGIC INCOME FUND ON 06/29/2016 AT 9.71	429,901.69	445,619.74 449,310.30	15,718.05- 19,408.61-

TRUST EB FORMAT

Statement Period
Account Number

07/01/2015 through 06/30/2016
115150004910

Schedule Of Sales

TRADE DATE	SETTLMT DATE	DESCRIPTION	PROCEEDS	MKT / COST BASIS	MKT / COST GAIN / LOSS
06/30/2016	07/01/2016	SOLD .5 SHS BLACKROCK STRATEGIC INCOME FUND ON 06/30/2016 AT 9.72	4.86	5.03 5.07	0.17- 0.21-
TOTAL 45,700.896 SHS			443,864.22	459,993.31 463,806.11	16,129.09- 19,941.89-
DELAWARE FUNDS DIVERSIFIED INCOME					
07/31/2015	08/03/2015	SOLD 30.351 SHS DELAWARE FUNDS DIVERSIFIED INCOME ON 07/31/2015 AT 8.85	268.61	268.61 278.48	9.87-
08/19/2015	08/20/2015	SOLD 30.802 SHS DELAWARE FUNDS DIVERSIFIED INCOME ON 08/19/2015 AT 8.83	271.98	272.60 282.59	0.62- 10.61-
09/11/2015	09/14/2015	SOLD 29.777 SHS DELAWARE FUNDS DIVERSIFIED INCOME ON 09/11/2015 AT 8.79	261.74	263.53 273.16	1.79- 11.42-
10/07/2015	10/08/2015	SOLD 29.243 SHS DELAWARE FUNDS DIVERSIFIED INCOME ON 10/07/2015 AT 8.77	256.46	258.76 268.05	2.30- 11.59-
11/16/2015	11/17/2015	SOLD 31.267 SHS DELAWARE FUNDS DIVERSIFIED INCOME ON 11/16/2015 AT 8.66	270.77	276.67 286.57	5.90- 15.80-
12/08/2015	12/09/2015	SOLD 31.3 SHS DELAWARE FUNDS DIVERSIFIED INCOME ON 12/08/2015 AT 8.64	270.43	276.94 286.83	6.51- 16.40-
12/28/2015	12/29/2015	SOLD 2,505.09 SHS DELAWARE FUNDS DIVERSIFIED INCOME ON 12/28/2015 AT 8.59	21,518.72	22,163.29 22,952.03	644.57- 1,433.31-
01/13/2016	01/14/2016	SOLD 30.855 SHS DELAWARE FUNDS DIVERSIFIED INCOME ON 01/13/2016 AT 8.63	266.28	272.88 282.45	6.60- 16.17-
02/05/2016	02/08/2016	SOLD 30.211 SHS DELAWARE FUNDS DIVERSIFIED INCOME ON 02/05/2016 AT 8.64	261.02	267.16 276.51	6.14- 15.49-

TRUST EB FORMAT

Statement Period
Account Number

07/01/2015 through 06/30/2016
115150004910

Schedule Of Sales

TRADE DATE	SETTLMT DATE	DESCRIPTION	PROCEEDS	MKT / COST BASIS	MKT / COST GAIN / LOSS
03/10/2016	03/11/2016	SOLD 30.074 SHS DELAWARE FUNDS DIVERSIFIED INCOME ON 03/10/2016 AT 8.62	259.24	265.93 275.22	6.69- 15.98-
04/07/2016	04/08/2016	SOLD 31.225 SHS DELAWARE FUNDS DIVERSIFIED INCOME ON 04/07/2016 AT 8.75	273.22	276.10 285.71	2.88- 12.49-
05/10/2016	05/11/2016	SOLD 31.421 SHS DELAWARE FUNDS DIVERSIFIED INCOME ON 05/10/2016 AT 8.78	275.88	277.82 287.47	1.94- 11.59-
06/09/2016	06/10/2016	SOLD 31.331 SHS DELAWARE FUNDS DIVERSIFIED INCOME ON 06/09/2016 AT 8.82	276.34	277.02 286.61	0.68- 10.27-
06/29/2016	06/30/2016	SOLD 101,141.658 SHS DELAWARE FUNDS DIVERSIFIED INCOME ON 06/29/2016 AT 8.87	897,126.51	894,248.47 925,133.04	2,878.04 28,006.53-
06/30/2016	07/01/2016	SOLD .5 SHS DELAWARE FUNDS DIVERSIFIED INCOME ON 06/30/2016 AT 8.87 RESIDUAL SHARE CONV	4.44	4.42 4.57	0.02 0.13-
TOTAL 104,015.105 SHS			921,861.64	919,670.20 951,459.29	2,191.44 29,597.65-
HARTFORD WORLD BOND I					
07/31/2015	08/03/2015	SOLD 12.853 SHS HARTFORD WORLD BOND I ON 07/31/2015 AT 10.45	134.31	133.81 136.82	0.50 2.51-
08/19/2015	08/20/2015	SOLD 12.989 SHS HARTFORD WORLD BOND I ON 08/19/2015 AT 10.47	135.99	135.23 138.26	0.76 2.27-
09/11/2015	09/14/2015	SOLD 12.476 SHS HARTFORD WORLD BOND I ON 09/11/2015 AT 10.49	130.87	129.89 132.80	0.98 1.93-
10/07/2015	10/08/2015	SOLD 12.212 SHS HARTFORD WORLD BOND I ON 10/07/2015 AT 10.50	128.23	127.15 129.96	1.08 1.73-
11/16/2015	11/17/2015	SOLD 12.993 SHS HARTFORD WORLD BOND I ON 11/16/2015 AT 10.42	135.39	135.28 138.27	0.11 2.88-
12/08/2015	12/09/2015	SOLD 13.027 SHS HARTFORD WORLD BOND I ON 12/08/2015 AT 10.38	135.22	135.64 138.63	0.42- 3.41-

TRUST EB FORMAT

Statement Period
Account Number

07/01/2015 through 06/30/2016
115150004910

Schedule Of Sales

TRADE DATE	SETTLMT DATE	DESCRIPTION	PROCEEDS	MKT / COST BASIS	MKT / COST GAIN / LOSS
12/28/2015	12/29/2015	SOLD 1,656.822 SHS HARTFORD WORLD BOND I ON 12/28/2015 AT 10.09	16,717.33	17,237.40 17,608.58	520.07- 891.25-
01/13/2016	01/14/2016	SOLD 13.221 SHS HARTFORD WORLD BOND I ON 01/13/2016 AT 10.07	133.14	137.49 140.41	4.35- 7.27-
02/05/2016	02/08/2016	SOLD 12.909 SHS HARTFORD WORLD BOND I ON 02/05/2016 AT 10.11	130.51	134.24 137.09	3.73- 6.58-
03/10/2016	03/11/2016	SOLD 12.72 SHS HARTFORD WORLD BOND I ON 03/10/2016 AT 10.19	129.62	132.27 135.07	2.65- 5.45-
04/07/2016	04/08/2016	SOLD 13.341 SHS HARTFORD WORLD BOND I ON 04/07/2016 AT 10.24	136.61	138.73 141.66	2.12- 5.05-
05/10/2016	05/11/2016	SOLD 13.366 SHS HARTFORD WORLD BOND I ON 05/10/2016 AT 10.32	137.94	138.99 141.93	1.05- 3.99-
06/09/2016	06/10/2016	SOLD 13.324 SHS HARTFORD WORLD BOND I ON 06/09/2016 AT 10.37	138.17	138.55 141.48	0.38- 3.31-
06/29/2016	06/30/2016	SOLD 42,510.003 SHS HARTFORD WORLD BOND I ON 06/29/2016 AT 10.36	440,403.63	442,040.40 451,394.50	1,636.77- 10,990.87-
06/30/2016	07/01/2016	SOLD .5 SHS HARTFORD WORLD BOND I ON 06/30/2016 AT 10.38	5.19	5.20 5.31	0.01- 0.12-
TOTAL 44,322.756 SHS			458,732.15	460,900.27 470,660.77	2,168.12- 11,928.62-
LEGG MASON BW GLOBAL OPPORTUNITIES BOND IS					
07/31/2015	08/03/2015	SOLD 15.751 SHS LEGG MASON BW GLOBAL OPPORTUNITIES BOND IS ON 07/31/2015 AT 10.23	161.13	162.53 171.72	1.40- 10.59-
08/19/2015	08/20/2015	SOLD 16.073 SHS LEGG MASON BW GLOBAL OPPORTUNITIES BOND IS ON 08/19/2015 AT 10.15	163.14	165.86 175.23	2.72- 12.09-
09/11/2015	09/14/2015	SOLD 15.827 SHS LEGG MASON BW GLOBAL OPPORTUNITIES BOND IS ON 09/11/2015 AT 9.92	157.00	163.32 172.55	6.32- 15.55-

TRUST EB FORMAT

Statement Period
Account Number

07/01/2015 through 06/30/2016
115150004910

Schedule Of Sales

TRADE DATE	SETTLMT DATE	DESCRIPTION	PROCEEDS	MKT / COST BASIS	MKT / COST GAIN / LOSS
10/07/2015	10/08/2015	SOLD 15.232 SHS LEGG MASON BW GLOBAL OPPORTUNITIES BOND IS ON 10/07/2015 AT 10.10	153.84	157.10 165.85	3.26- 12.01-
11/16/2015	11/17/2015	SOLD 16.523 SHS LEGG MASON BW GLOBAL OPPORTUNITIES BOND IS ON 11/16/2015 AT 9.83	162.42	170.42 179.91	8.00- 17.49-
12/08/2015	12/09/2015	SOLD 16.402 SHS LEGG MASON BW GLOBAL OPPORTUNITIES BOND IS ON 12/08/2015 AT 9.89	162.22	169.17 178.59	6.95- 16.37-
01/13/2016	01/14/2016	SOLD 16.467 SHS LEGG MASON BW GLOBAL OPPORTUNITIES BOND IS ON 01/13/2016 AT 9.70	159.73	169.51 178.61	9.78- 18.88-
02/05/2016	02/08/2016	SOLD 15.767 SHS LEGG MASON BW GLOBAL OPPORTUNITIES BOND IS ON 02/05/2016 AT 9.93	156.57	162.30 171.02	5.73- 14.45-
03/10/2016	03/11/2016	SOLD 15.23 SHS LEGG MASON BW GLOBAL OPPORTUNITIES BOND IS ON 03/10/2016 AT 10.21	155.50	156.77 165.19	1.27- 9.69-
04/07/2016	04/08/2016	SOLD 15.623 SHS LEGG MASON BW GLOBAL OPPORTUNITIES BOND IS ON 04/07/2016 AT 10.49	163.89	160.82 169.45	3.07 5.56-
05/10/2016	05/11/2016	SOLD 15.641 SHS LEGG MASON BW GLOBAL OPPORTUNITIES BOND IS ON 05/10/2016 AT 10.58	165.48	161.00 169.65	4.48 4.17-
06/09/2016	06/10/2016	SOLD 15.492 SHS LEGG MASON BW GLOBAL OPPORTUNITIES BOND IS ON 06/09/2016 AT 10.70	165.76	159.47 168.03	6.29 2.27-
06/29/2016	06/30/2016	SOLD 3,262.063 SHS LEGG MASON BW GLOBAL OPPORTUNITIES BOND IS ON 06/29/2016 AT 10.72	34,969.31	33,578.53 35,381.97	1,390.78 412.66-
TOTAL 3,452.091 SHS			36,895.99	35,536.80 37,447.77	1,359.19 551.78-

TRUST EB FORMAT

Statement Period
Account Number

07/01/2015 through 06/30/2016
115150004910

Schedule Of Sales

TRADE DATE	SETTLMT DATE	DESCRIPTION	PROCEEDS	MKT / COST BASIS	MKT / COST GAIN / LOSS
LEGG MASON BW ALTERNATIVE CREDIT					
07/31/2015	08/03/2015	SOLD 13.116 SHS LEGG MASON BW ALTERNATIVE CREDIT ON 07/31/2015 AT 10.24	134.31	135.87 138.71	1.56- 4.40-
08/19/2015	08/20/2015	SOLD 13.306 SHS LEGG MASON BW ALTERNATIVE CREDIT ON 08/19/2015 AT 10.22	135.99	137.83 140.71	1.84- 4.72-
09/11/2015	09/14/2015	SOLD 12.919 SHS LEGG MASON BW ALTERNATIVE CREDIT ON 09/11/2015 AT 10.13	130.87	133.82 136.48	2.95- 5.61-
10/07/2015	10/08/2015	SOLD 12.926 SHS LEGG MASON BW ALTERNATIVE CREDIT ON 10/07/2015 AT 9.92	128.23	133.80 136.42	5.57- 8.19-
11/16/2015	11/17/2015	SOLD 13.858 SHS LEGG MASON BW ALTERNATIVE CREDIT ON 11/16/2015 AT 9.77	135.39	143.42 146.22	8.03- 10.83-
12/08/2015	12/09/2015	SOLD 13.855 SHS LEGG MASON BW ALTERNATIVE CREDIT ON 12/08/2015 AT 9.76	135.22	143.38 146.17	8.16- 10.95-
01/13/2016	01/14/2016	SOLD 14.255 SHS LEGG MASON BW ALTERNATIVE CREDIT ON 01/13/2016 AT 9.34	133.14	146.23 148.83	13.09- 15.69-
02/05/2016	02/08/2016	SOLD 14.155 SHS LEGG MASON BW ALTERNATIVE CREDIT ON 02/05/2016 AT 9.22	130.51	145.19 147.77	14.68- 17.26-
03/10/2016	03/11/2016	SOLD 14.059 SHS LEGG MASON BW ALTERNATIVE CREDIT ON 03/10/2016 AT 9.22	129.62	144.18 146.74	14.56- 17.12-
04/07/2016	04/08/2016	SOLD 14.564 SHS LEGG MASON BW ALTERNATIVE CREDIT ON 04/07/2016 AT 9.38	136.61	149.35 152.00	12.74- 15.39-
05/10/2016	05/11/2016	SOLD 14.8 SHS LEGG MASON BW ALTERNATIVE CREDIT ON 05/10/2016 AT 9.32	137.94	151.77 154.47	13.83- 16.53-

TRUST EB FORMAT

Statement Period
Account Number

07/01/2015 through 06/30/2016
115150004910

Schedule Of Sales

TRADE DATE	SETTLMT DATE	DESCRIPTION	PROCEEDS	MKT / COST BASIS	MKT / COST GAIN / LOSS
06/09/2016	06/10/2016	SOLD 14.637 SHS LEGG MASON BW ALTERNATIVE CREDIT ON 06/09/2016 AT 9.44	138.17	150.10 152.76	11.93- 14.59-
06/29/2016	06/30/2016	SOLD 659.954 SHS LEGG MASON BW ALTERNATIVE CREDIT ON 06/29/2016 AT 9.35	6,170.57	6,767.76 6,887.83	597.19- 717.26-
TOTAL 826.404 SHS			7,776.57	8,482.70 8,635.11	706.13- 858.54-
PRUDENTIAL FUNDS TOTAL RETURN BOND CL Q					
07/31/2015	08/03/2015	SOLD 22.519 SHS PRUDENTIAL FUNDS TOTAL RETURN BOND CL Q ON 07/31/2015 AT 14.31	322.25	320.25 317.61	2.00 4.64
08/19/2015	08/20/2015	SOLD 22.802 SHS PRUDENTIAL FUNDS TOTAL RETURN BOND CL Q ON 08/19/2015 AT 14.31	326.29	324.28 321.61	2.01 4.68
09/11/2015	09/14/2015	SOLD 22.035 SHS PRUDENTIAL FUNDS TOTAL RETURN BOND CL Q ON 09/11/2015 AT 14.25	314.00	313.37 310.50	0.63 3.50
10/07/2015	10/08/2015	SOLD 21.561 SHS PRUDENTIAL FUNDS TOTAL RETURN BOND CL Q ON 10/07/2015 AT 14.27	307.68	306.63 303.87	1.05 3.81
11/16/2015	11/17/2015	SOLD 23.039 SHS PRUDENTIAL FUNDS TOTAL RETURN BOND CL Q ON 11/16/2015 AT 14.10	324.85	327.65 324.71	2.80- 0.14
12/08/2015	12/09/2015	SOLD 23.009 SHS PRUDENTIAL FUNDS TOTAL RETURN BOND CL Q ON 12/08/2015 AT 14.10	324.43	327.22 324.29	2.79- 0.14
12/28/2015	12/29/2015	SOLD 2,886.416 SHS PRUDENTIAL FUNDS TOTAL RETURN BOND CL Q ON 12/28/2015 AT 14.05	40,554.15	41,049.19 40,680.89	495.04- 126.74-
01/13/2016	01/14/2016	SOLD 22.624 SHS PRUDENTIAL FUNDS TOTAL RETURN BOND CL Q ON 01/13/2016 AT 14.12	319.45	321.67 318.84	2.22- 0.61

TRUST EB FORMAT

Statement Period
Account Number

07/01/2015 through 06/30/2016
115150004910

Schedule Of Sales

TRADE DATE	SETTLMT DATE	DESCRIPTION	PROCEEDS	MKT / COST BASIS	MKT / COST GAIN / LOSS
02/05/2016	02/08/2016	SOLD 22.193 SHS PRUDENTIAL FUNDS TOTAL RETURN BOND CL Q ON 02/05/2016 AT 14.11	313.15	315.54 312.77	2.39- 0.38
03/10/2016	03/11/2016	SOLD 22.026 SHS PRUDENTIAL FUNDS TOTAL RETURN BOND CL Q ON 03/10/2016 AT 14.12	311.01	313.16 310.42	2.15- 0.59
04/07/2016	04/08/2016	SOLD 22.715 SHS PRUDENTIAL FUNDS TOTAL RETURN BOND CL Q ON 04/07/2016 AT 14.43	327.78	322.96 320.14	4.82 7.64
05/10/2016	05/11/2016	SOLD 22.889 SHS PRUDENTIAL FUNDS TOTAL RETURN BOND CL Q ON 05/10/2016 AT 14.46	330.97	325.45 322.61	5.52 8.36
06/09/2016	06/10/2016	SOLD 22.739 SHS PRUDENTIAL FUNDS TOTAL RETURN BOND CL Q ON 06/09/2016 AT 14.58	331.53	323.33 320.52	8.20 11.01
06/29/2016	06/30/2016	SOLD 3,384.103 SHS PRUDENTIAL FUNDS TOTAL RETURN BOND CL Q ON 06/29/2016 AT 14.69	49,712.47	48,119.11 47,700.31	1,593.36 2,012.16
TOTAL 6,540.67 SHS			94,120.01	93,009.81 92,189.09	1,110.20 1,930.92
FRANKLIN TEMPLETON MUTUAL FDS. GLOBAL BOND FUND ADV CLASS					
07/31/2015	08/03/2015	SOLD 24.491 SHS FRANKLIN TEMPLETON MUTUAL FDS. GLOBAL BOND FUND ADV CLASS ON 07/31/2015 AT 12.08	295.85	299.03 320.35	3.18- 24.50-
08/19/2015	08/20/2015	SOLD 25.625 SHS FRANKLIN TEMPLETON MUTUAL FDS. GLOBAL BOND FUND ADV CLASS ON 08/19/2015 AT 11.69	299.56	312.84 335.09	13.28- 35.53-
09/11/2015	09/14/2015	SOLD 25.133 SHS FRANKLIN TEMPLETON MUTUAL FDS. GLOBAL BOND FUND ADV CLASS ON 09/11/2015 AT 11.47	288.28	306.83 328.65	18.55- 40.37-

TRUST EB FORMAT

Statement Period
Account Number

07/01/2015 through 06/30/2016
115150004910

Schedule Of Sales

TRADE DATE	SETTLMT DATE	DESCRIPTION	PROCEEDS	MKT / COST BASIS	MKT / COST GAIN / LOSS
10/07/2015	10/08/2015	SOLD 24.309 SHS FRANKLIN TEMPLETON MUTUAL FDS. GLOBAL BOND FUND ADV CLASS ON 10/07/2015 AT 11.62	282.47	296.48 317.21	14.01 - 34.74 -
11/16/2015	11/17/2015	SOLD 25.338 SHS FRANKLIN TEMPLETON MUTUAL FDS. GLOBAL BOND FUND ADV CLASS ON 11/16/2015 AT 11.77	298.23	308.99 330.54	10.76 - 32.31 -
12/08/2015	12/09/2015	SOLD 25.458 SHS FRANKLIN TEMPLETON MUTUAL FDS. GLOBAL BOND FUND ADV CLASS ON 12/08/2015 AT 11.70	297.86	310.43 332.02	12.57 - 34.16 -
01/13/2016	01/14/2016	SOLD 26.116 SHS FRANKLIN TEMPLETON MUTUAL FDS. GLOBAL BOND FUND ADV CLASS ON 01/13/2016 AT 11.23	293.28	317.99 339.64	24.71 - 46.36 -
02/05/2016	02/08/2016	SOLD 25.807 SHS FRANKLIN TEMPLETON MUTUAL FDS. GLOBAL BOND FUND ADV CLASS ON 02/05/2016 AT 11.14	287.49	314.14 335.47	26.65 - 47.98 -
03/10/2016	03/11/2016	SOLD 25.223 SHS FRANKLIN TEMPLETON MUTUAL FDS. GLOBAL BOND FUND ADV CLASS ON 03/10/2016 AT 11.32	285.53	306.94 327.72	21.41 - 42.19 -
04/07/2016	04/08/2016	SOLD 27.013 SHS FRANKLIN TEMPLETON MUTUAL FDS. GLOBAL BOND FUND ADV CLASS ON 04/07/2016 AT 11.14	300.93	328.65 350.85	27.72 - 49.92 -
05/10/2016	05/11/2016	SOLD 26.866 SHS FRANKLIN TEMPLETON MUTUAL FDS. GLOBAL BOND FUND ADV CLASS ON 05/10/2016 AT 11.31	303.86	326.80 348.81	22.94 - 44.95 -
06/09/2016	06/10/2016	SOLD 26.959 SHS FRANKLIN TEMPLETON MUTUAL FDS. GLOBAL BOND FUND ADV CLASS ON 06/09/2016 AT 11.29	304.37	327.88 349.93	23.51 - 45.56 -

TRUST EB FORMAT

Statement Period
Account Number

07/01/2015 through 06/30/2016
115150004910

Schedule Of Sales

TRADE DATE	SETTLMT DATE	DESCRIPTION	PROCEEDS	MKT / COST BASIS	MKT / COST GAIN / LOSS
06/29/2016	06/30/2016	SOLD 82,838.946 SHS FRANKLIN TEMPLETON MUTUAL FDS. GLOBAL BOND FUND ADV CLASS ON 06/29/2016 AT 11.27	933,594.92	1,007,322.58 1,074,927.36	73,727.66- 141,332.44-
06/30/2016	07/01/2016	SOLD .5 SHS FRANKLIN TEMPLETON MUTUAL FDS. GLOBAL BOND FUND ADV CLASS ON 06/30/2016 AT 11.32	5.66	6.08 6.49	0.42- 0.83-
TOTAL 83,147.784 SHS			937,138.29	1,011,085.66 1,078,950.13	73,947.37- 141,811.84-
LEGG MASON WESTERN ASSET CORE PLUS BOND					
07/31/2015	08/03/2015	SOLD 27.78 SHS LEGG MASON WESTERN ASSET CORE PLUS BOND ON 07/31/2015 AT 11.60	322.25	319.77 309.29	2.48 12.96
08/19/2015	08/20/2015	SOLD 28.153 SHS LEGG MASON WESTERN ASSET CORE PLUS BOND ON 08/19/2015 AT 11.59	326.29	324.07 313.46	2.22 12.83
09/11/2015	09/14/2015	SOLD 27.233 SHS LEGG MASON WESTERN ASSET CORE PLUS BOND ON 09/11/2015 AT 11.53	314.00	313.48 303.26	0.52 10.74
10/07/2015	10/08/2015	SOLD 26.593 SHS LEGG MASON WESTERN ASSET CORE PLUS BOND ON 10/07/2015 AT 11.57	307.68	306.12 296.31	1.56 11.37
11/16/2015	11/17/2015	SOLD 28.297 SHS LEGG MASON WESTERN ASSET CORE PLUS BOND ON 11/16/2015 AT 11.48	324.85	325.74 315.33	0.89- 9.52
12/08/2015	12/09/2015	SOLD 28.211 SHS LEGG MASON WESTERN ASSET CORE PLUS BOND ON 12/08/2015 AT 11.50	324.43	324.75 314.40	0.32- 10.03
12/28/2015	12/29/2015	SOLD 4,638.928 SHS LEGG MASON WESTERN ASSET CORE PLUS BOND ON 12/28/2015 AT 11.46	53,162.11	53,401.36 51,699.15	239.25- 1,462.96
01/13/2016	01/14/2016	SOLD 27.851 SHS LEGG MASON WESTERN ASSET CORE PLUS BOND ON 01/13/2016 AT 11.47	319.45	320.58 310.55	1.13- 8.90

TRUST EB FORMAT

Statement Period
Account Number

07/01/2015 through 06/30/2016
115150004910

Schedule Of Sales

TRADE DATE	SETTLMT DATE	DESCRIPTION	PROCEEDS	MKT / COST BASIS	MKT / COST GAIN / LOSS
02/05/2016	02/08/2016	SOLD 27.421 SHS LEGG MASON WESTERN ASSET CORE PLUS BOND ON 02/05/2016 AT 11.42	313.15	315.63 305.77	2.48- 7.38
03/10/2016	03/11/2016	SOLD 27.139 SHS LEGG MASON WESTERN ASSET CORE PLUS BOND ON 03/10/2016 AT 11.46	311.01	312.38 302.65	1.37- 8.36
04/07/2016	04/08/2016	SOLD 28.184 SHS LEGG MASON WESTERN ASSET CORE PLUS BOND ON 04/07/2016 AT 11.63	327.78	324.42 314.35	3.36 13.43
05/10/2016	05/11/2016	SOLD 28.288 SHS LEGG MASON WESTERN ASSET CORE PLUS BOND ON 05/10/2016 AT 11.70	330.97	325.63 315.55	5.34 15.42
06/09/2016	06/10/2016	SOLD 28.167 SHS LEGG MASON WESTERN ASSET CORE PLUS BOND ON 06/09/2016 AT 11.77	331.53	324.25 314.24	7.28 17.29
06/29/2016	06/30/2016	SOLD 91,051.748 SHS LEGG MASON WESTERN ASSET CORE PLUS BOND ON 06/29/2016 AT 11.85	1,078,963.21	1,048,160.62 1,015,793.32	30,802.59 63,169.89
06/30/2016	07/01/2016	SOLD .5 SHS LEGG MASON WESTERN ASSET CORE PLUS BOND ON 06/30/2016 AT 11.87	5.94	5.76 5.58	0.18 0.36
TOTAL 96,024.493 SHS			1,135,984.65	1,105,404.56 1,071,213.21	30,580.09 64,771.44
TOTAL MUTUAL FUND - FIXED INCOME			5,158,401.27	5,197,490.46 5,287,084.62	39,089.19- 128,683.35-
MUTUAL FUND - DOMESTIC EQUITY					
ALGER FUNDS SPECTRA Z					
07/31/2015	08/03/2015	SOLD 13.983 SHS ALGER FUNDS SPECTRA Z ON 07/31/2015 AT 19.21	268.61	261.92 259.85	6.69 8.76
08/19/2015	08/20/2015	SOLD 14.49 SHS ALGER FUNDS SPECTRA Z ON 08/19/2015 AT 18.77	271.97	271.41 269.27	0.56 2.70
09/11/2015	09/14/2015	SOLD 14.541 SHS ALGER FUNDS SPECTRA Z ON 09/11/2015 AT 18.00	261.74	272.37 270.22	10.63- 8.48-

TRUST EB FORMAT

Statement Period
Account Number

07/01/2015 through 06/30/2016
115150004910

Schedule Of Sales

TRADE DATE	SETTLMT DATE	DESCRIPTION	PROCEEDS	MKT / COST BASIS	MKT / COST GAIN / LOSS
10/07/2015	10/08/2015	SOLD 14.473 SHS ALGER FUNDS SPECTRA Z ON 10/07/2015 AT 17.72	256.46	270.91 268.80	14.45- 12.34-
11/16/2015	11/17/2015	SOLD 14.605 SHS ALGER FUNDS SPECTRA Z ON 11/16/2015 AT 18.54	270.77	273.38 271.26	2.61- 0.49-
12/08/2015	12/09/2015	SOLD 14.241 SHS ALGER FUNDS SPECTRA Z ON 12/08/2015 AT 18.99	270.43	266.57 264.50	3.86 5.93
12/28/2015	12/29/2015	SOLD 3,100.595 SHS ALGER FUNDS SPECTRA Z ON 12/28/2015 AT 17.37	53,857.33	57,724.85 57,308.97	3,867.52- 3,451.64-
01/13/2016	01/14/2016	SOLD 16.907 SHS ALGER FUNDS SPECTRA Z ON 01/13/2016 AT 15.75	266.28	314.30 312.07	48.02- 45.79-
02/05/2016	02/08/2016	SOLD 17.195 SHS ALGER FUNDS SPECTRA Z ON 02/05/2016 AT 15.18	261.02	319.66 317.39	58.64- 56.37-
03/10/2016	03/11/2016	SOLD 16.263 SHS ALGER FUNDS SPECTRA Z ON 03/10/2016 AT 15.94	259.24	302.33 300.18	43.09- 40.94-
04/07/2016	04/08/2016	SOLD 16.479 SHS ALGER FUNDS SPECTRA Z ON 04/07/2016 AT 16.58	273.22	306.35 304.17	33.13- 30.95-
05/10/2016	05/11/2016	SOLD 16.52 SHS ALGER FUNDS SPECTRA Z ON 05/10/2016 AT 16.70	275.88	307.11 304.93	31.23- 29.05-
06/09/2016	06/10/2016	SOLD 16.189 SHS ALGER FUNDS SPECTRA Z ON 06/09/2016 AT 17.07	276.34	300.96 298.82	24.62- 22.48-
TOTAL 3,286.481 SHS			57,069.29	61,192.12 60,750.43	4,122.83- 3,681.14-
COLUMBIA CONTRARIAN CORE					
07/31/2015	08/03/2015	SOLD 11.694 SHS COLUMBIA CONTRARIAN CORE ON 07/31/2015 AT 22.97	268.61	264.65 265.69	3.96 2.92
08/19/2015	08/20/2015	SOLD 11.918 SHS COLUMBIA CONTRARIAN CORE ON 08/19/2015 AT 22.82	271.97	269.72 270.78	2.25 1.19
09/11/2015	09/14/2015	SOLD 12.095 SHS COLUMBIA CONTRARIAN CORE ON 09/11/2015 AT 21.64	261.74	273.73 274.80	11.99- 13.06-

TRUST EB FORMAT

Statement Period
Account Number

07/01/2015 through 06/30/2016
115150004910

Schedule Of Sales

TRADE DATE	SETTLMT DATE	DESCRIPTION	PROCEEDS	MKT / COST BASIS	MKT / COST GAIN / LOSS
10/07/2015	10/08/2015	SOLD 11.743 SHS COLUMBIA CONTRARIAN CORE ON 10/07/2015 AT 21.84	256.46	265.60 266.63	9.14- 10.17-
11/16/2015	11/17/2015	SOLD 11.965 SHS COLUMBIA CONTRARIAN CORE ON 11/16/2015 AT 22.63	270.77	270.62 271.67	0.15 0.90-
12/08/2015	12/09/2015	SOLD 11.861 SHS COLUMBIA CONTRARIAN CORE ON 12/08/2015 AT 22.80	270.43	268.27 269.31	2.16 1.12
12/28/2015	12/29/2015	SOLD 2,019.386 SHS COLUMBIA CONTRARIAN CORE ON 12/28/2015 AT 21.49	43,396.61	45,491.35 45,657.85	2,094.74- 2,261.24-
01/13/2016	01/14/2016	SOLD 13.476 SHS COLUMBIA CONTRARIAN CORE ON 01/13/2016 AT 19.76	266.28	303.23 304.32	36.95- 38.04-
02/05/2016	02/08/2016	SOLD 13.27 SHS COLUMBIA CONTRARIAN CORE ON 02/05/2016 AT 19.67	261.02	298.59 299.67	37.57- 38.65-
03/10/2016	03/11/2016	SOLD 12.512 SHS COLUMBIA CONTRARIAN CORE ON 03/10/2016 AT 20.72	259.24	281.54 282.55	22.30- 23.31-
04/07/2016	04/08/2016	SOLD 12.809 SHS COLUMBIA CONTRARIAN CORE ON 04/07/2016 AT 21.33	273.22	288.22 289.26	15.00- 16.04-
05/10/2016	05/11/2016	SOLD 12.649 SHS COLUMBIA CONTRARIAN CORE ON 05/10/2016 AT 21.81	275.88	284.62 285.65	8.74- 9.77-
06/09/2016	06/10/2016	SOLD 12.481 SHS COLUMBIA CONTRARIAN CORE ON 06/09/2016 AT 22.14	276.34	280.84 281.85	4.50- 5.51-
TOTAL 2,167.859 SHS			46,608.57	48,840.98 49,020.03	2,232.41- 2,411.46-

TRUST EB FORMAT

Statement Period
Account Number

07/01/2015 through 06/30/2016
115150004910

Schedule Of Sales

TRADE DATE	SETTLMT DATE	DESCRIPTION	PROCEEDS	MKT / COST BASIS	MKT / COST GAIN / LOSS
OAKMARK SELECT					
07/31/2015	08/03/2015	SOLD 7.908 SHS OAKMARK SELECT ON 07/31/2015 AT 40.76	322.33	319.01 328.60	3.32 6.27-
08/19/2015	08/20/2015	SOLD 8.09 SHS OAKMARK SELECT ON 08/19/2015 AT 40.34	326.35	326.36 336.16	0.01- 9.81-
09/11/2015	09/14/2015	SOLD 8.287 SHS OAKMARK SELECT ON 09/11/2015 AT 37.90	314.09	334.30 344.35	20.21- 30.26-
10/07/2015	10/08/2015	SOLD 7.963 SHS OAKMARK SELECT ON 10/07/2015 AT 38.65	307.77	320.99 330.50	13.22- 22.73-
11/16/2015	11/17/2015	SOLD 8.156 SHS OAKMARK SELECT ON 11/16/2015 AT 39.84	324.93	328.77 338.51	3.84- 13.58-
12/08/2015	12/09/2015	SOLD 8.201 SHS OAKMARK SELECT ON 12/08/2015 AT 39.57	324.51	330.59 340.37	6.08- 15.86-
01/13/2016	01/14/2016	SOLD 9.05 SHS OAKMARK SELECT ON 01/13/2016 AT 35.31	319.54	364.38 374.93	44.84- 55.39-
02/05/2016	02/08/2016	SOLD 9.238 SHS OAKMARK SELECT ON 02/05/2016 AT 33.91	313.26	371.95 382.72	58.69- 69.46-
03/10/2016	03/11/2016	SOLD 8.75 SHS OAKMARK SELECT ON 03/10/2016 AT 35.55	311.08	352.30 362.50	41.22- 51.42-
04/07/2016	04/08/2016	SOLD 9.083 SHS OAKMARK SELECT ON 04/07/2016 AT 36.10	327.90	365.71 376.30	37.81- 48.40-
05/10/2016	05/11/2016	SOLD 8.756 SHS OAKMARK SELECT ON 05/10/2016 AT 37.81	331.05	352.54 362.75	21.49- 31.70-
06/09/2016	06/10/2016	SOLD 8.567 SHS OAKMARK SELECT ON 06/09/2016 AT 38.71	331.63	344.93 354.92	13.30- 23.29-
TOTAL 102.049 SHS			3,854.44	4,111.83 4,232.61	257.39- 378.17-
HARTFORD FUNDS MIDCAP CLASS Y					
07/31/2015	08/03/2015	SOLD 6.891 SHS HARTFORD FUNDS MIDCAP CLASS Y ON 07/31/2015 AT 31.19	214.92	209.84 176.58	5.08 38.34

TRUST EB FORMAT

Statement Period
Account Number

07/01/2015 through 06/30/2016
115150004910

Schedule Of Sales

TRADE DATE	SETTLMT DATE	DESCRIPTION	PROCEEDS	MKT / COST BASIS	MKT / COST GAIN / LOSS
08/19/2015	08/20/2015	SOLD 6.968 SHS HARTFORD FUNDS MIDCAP CLASS Y ON 08/19/2015 AT 31.23	217.61	212.19 178.56	5.42 39.05
09/11/2015	09/14/2015	SOLD 7.046 SHS HARTFORD FUNDS MIDCAP CLASS Y ON 09/11/2015 AT 29.72	209.42	214.56 180.55	5.14- 28.87
10/07/2015	10/08/2015	SOLD 6.909 SHS HARTFORD FUNDS MIDCAP CLASS Y ON 10/07/2015 AT 29.70	205.19	210.30 177.44	5.11- 27.75
11/16/2015	11/17/2015	SOLD 7.159 SHS HARTFORD FUNDS MIDCAP CLASS Y ON 11/16/2015 AT 30.26	216.64	217.91 183.86	1.27- 32.78
12/08/2015	12/09/2015	SOLD 7.215 SHS HARTFORD FUNDS MIDCAP CLASS Y ON 12/08/2015 AT 29.99	216.37	219.61 185.30	3.24- 31.07
12/28/2015	12/29/2015	SOLD 249.034 SHS HARTFORD FUNDS MIDCAP CLASS Y ON 12/28/2015 AT 27.57	6,865.86	7,526.68 6,420.77	660.82- 445.09
01/13/2016	01/14/2016	SOLD 8.619 SHS HARTFORD FUNDS MIDCAP CLASS Y ON 01/13/2016 AT 24.72	213.05	260.01 222.31	46.96- 9.26-
02/05/2016	02/08/2016	SOLD 8.556 SHS HARTFORD FUNDS MIDCAP CLASS Y ON 02/05/2016 AT 24.41	208.84	258.10 220.69	49.26- 11.85-
03/10/2016	03/11/2016	SOLD 7.89 SHS HARTFORD FUNDS MIDCAP CLASS Y ON 03/10/2016 AT 26.29	207.42	238.01 203.51	30.59- 3.91
04/07/2016	04/08/2016	SOLD 8.072 SHS HARTFORD FUNDS MIDCAP CLASS Y ON 04/07/2016 AT 27.08	218.60	243.50 208.20	24.90- 10.40
05/10/2016	05/11/2016	SOLD 7.917 SHS HARTFORD FUNDS MIDCAP CLASS Y ON 05/10/2016 AT 27.88	220.73	238.83 204.20	18.10- 16.53
06/09/2016	06/10/2016	SOLD 7.64 SHS HARTFORD FUNDS MIDCAP CLASS Y ON 06/09/2016 AT 28.94	221.10	230.47 197.06	9.37- 24.04

TRUST EB FORMAT

Statement Period
Account Number

07/01/2015 through 06/30/2016
115150004910

Schedule Of Sales

TRADE DATE	SETTLMT DATE	DESCRIPTION	PROCEEDS	MKT / COST BASIS	MKT / COST GAIN / LOSS
TOTAL 339,916 SHS			9,435.75	10,280.01 8,759.03	844.26- 676.72
ROYCE FUNDS SPECIAL EQUITY					
07/31/2015	08/03/2015	SOLD 9.794 SHS ROYCE FUNDS SPECIAL EQUITY ON 07/31/2015 AT 21.95	214.98	221.44 219.70	6.46- 4.72-
08/19/2015	08/20/2015	SOLD 10.096 SHS ROYCE FUNDS SPECIAL EQUITY ON 08/19/2015 AT 21.56	217.67	228.27 226.48	10.60- 8.81-
09/11/2015	09/14/2015	SOLD 10.009 SHS ROYCE FUNDS SPECIAL EQUITY ON 09/11/2015 AT 20.93	209.48	226.30 224.53	16.82- 15.05-
10/07/2015	10/08/2015	SOLD 9.845 SHS ROYCE FUNDS SPECIAL EQUITY ON 10/07/2015 AT 20.85	205.26	222.29 220.57	17.03- 15.31-
11/16/2015	11/17/2015	SOLD 10.566 SHS ROYCE FUNDS SPECIAL EQUITY ON 11/16/2015 AT 20.51	216.71	238.57 236.73	21.86- 20.02-
12/08/2015	12/09/2015	SOLD 10.517 SHS ROYCE FUNDS SPECIAL EQUITY ON 12/08/2015 AT 20.58	216.44	237.46 235.63	21.02- 19.19-
12/28/2015	12/29/2015	SOLD 34,735.587 SHS ROYCE FUNDS SPECIAL EQUITY ON 12/28/2015 AT 17.99	624,893.21	766,601.96 761,180.99	141,708.75- 136,287.78-
TOTAL 34,796.414 SHS			626,173.75	767,976.29 762,544.63	141,802.54- 136,370.88-
UNDISCOVERED MANAGERS BEHAVIORAL VALUE INST					
01/13/2016	01/14/2016	SOLD 4.231 SHS UNDISCOVERED MANAGERS BEHAVIORAL VALUE INST ON 01/13/2016 AT 50.37	213.11	235.11 235.11	22.00- 22.00-
02/05/2016	02/08/2016	SOLD 4.09 SHS UNDISCOVERED MANAGERS BEHAVIORAL VALUE INST ON 02/05/2016 AT 51.08	208.91	227.27 227.27	18.36- 18.36-

TRUST EB FORMAT

Statement Period
Account Number

07/01/2015 through 06/30/2016
115150004910

Schedule Of Sales

TRADE DATE	SETTLMT DATE	DESCRIPTION	PROCEEDS	MKT / COST BASIS	MKT / COST GAIN / LOSS
03/10/2016	03/11/2016	SOLD 3.787 SHS UNDISCOVERED MANAGERS BEHAVIORAL VALUE INST ON 03/10/2016 AT 54.79	207.48	210.43 210.43	2.95- 2.95-
04/07/2016	04/08/2016	SOLD 3.894 SHS UNDISCOVERED MANAGERS BEHAVIORAL VALUE INST ON 04/07/2016 AT 56.15	218.67	216.38 216.38	2.29 2.29
05/10/2016	05/11/2016	SOLD 3.793 SHS UNDISCOVERED MANAGERS BEHAVIORAL VALUE INST ON 05/10/2016 AT 58.21	220.80	210.77 210.77	10.03 10.03
06/09/2016	06/10/2016	SOLD 3.685 SHS UNDISCOVERED MANAGERS BEHAVIORAL VALUE INST ON 06/09/2016 AT 60.02	221.17	204.77 204.77	16.40 16.40
06/29/2016	06/30/2016	SOLD 12,314.597 SHS UNDISCOVERED MANAGERS BEHAVIORAL VALUE INST ON 06/29/2016 AT 56.62	697,252.48	684,291.54 684,291.54	12,960.94 12,960.94
06/30/2016	07/01/2016	SOLD .5 SHS UNDISCOVERED MANAGERS BEHAVIORAL VALUE INST ON 06/30/2016 AT 57.44	28.72	27.78 27.78	0.94 0.94
TOTAL 12,338.577 SHS			698,571.34	685,624.05 685,624.05	12,947.29 12,947.29
VANGUARD GROUP MID CAP INDEX FUND					
07/31/2015	08/03/2015	SOLD 6.097 SHS VANGUARD GROUP MID CAP INDEX FUND ON 07/31/2015 AT 35.25	214.92	212.32 215.63	2.60 0.71-
08/19/2015	08/20/2015	SOLD 6.191 SHS VANGUARD GROUP MID CAP INDEX FUND ON 08/19/2015 AT 35.15	217.61	215.59 218.95	2.02 1.34-
09/11/2015	09/14/2015	SOLD 6.281 SHS VANGUARD GROUP MID CAP INDEX FUND ON 09/11/2015 AT 33.34	209.42	218.73 222.13	9.31- 12.71-
10/07/2015	10/08/2015	SOLD 6.188 SHS VANGUARD GROUP MID CAP INDEX FUND ON 10/07/2015 AT 33.16	205.19	215.19 218.47	10.00- 13.28-

TRUST EB FORMAT

Statement Period
Account Number

07/01/2015 through 06/30/2016
115150004910

Schedule Of Sales

TRADE DATE	SETTLMT DATE	DESCRIPTION	PROCEEDS	MKT / COST BASIS	MKT / COST GAIN / LOSS
11/16/2015	11/17/2015	SOLD 6.531 SHS VANGUARD GROUP MID CAP INDEX FUND ON 11/16/2015 AT 33.17	216.64	227.12 230.57	10.48- 13.93-
12/08/2015	12/09/2015	SOLD 6.484 SHS VANGUARD GROUP MID CAP INDEX FUND ON 12/08/2015 AT 33.37	216.37	225.49 228.92	9.12- 12.55-
01/13/2016	01/14/2016	SOLD 7.128 SHS VANGUARD GROUP MID CAP INDEX FUND ON 01/13/2016 AT 29.89	213.05	247.42 251.09	34.37- 38.04-
02/05/2016	02/08/2016	SOLD 7.075 SHS VANGUARD GROUP MID CAP INDEX FUND ON 02/05/2016 AT 29.52	208.84	245.58 249.22	36.74- 40.38-
03/10/2016	03/11/2016	SOLD 6.508 SHS VANGUARD GROUP MID CAP INDEX FUND ON 03/10/2016 AT 31.87	207.42	225.90 229.25	18.48- 21.83-
04/07/2016	04/08/2016	SOLD 6.687 SHS VANGUARD GROUP MID CAP INDEX FUND ON 04/07/2016 AT 32.69	218.60	232.07 235.51	13.47- 16.91-
05/10/2016	05/11/2016	SOLD 6.585 SHS VANGUARD GROUP MID CAP INDEX FUND ON 05/10/2016 AT 33.52	220.73	228.53 231.91	7.80- 11.18-
06/09/2016	06/10/2016	SOLD 6.412 SHS VANGUARD GROUP MID CAP INDEX FUND ON 06/09/2016 AT 34.48	221.10	222.53 225.82	1.43- 4.72-
06/29/2016	06/30/2016	SOLD 20,844.534 SHS VANGUARD GROUP MID CAP INDEX FUND ON 06/29/2016 AT 33.29	693,914.54	723,313.56 733,981.51	29,399.02- 40,066.97-
TOTAL 20,922.701 SHS			696,484.43	726,030.03 736,738.98	29,545.60- 40,254.55-
TOTAL MUTUAL FUND - DOMESTIC EQUITY			2,138,197.57	2,304,055.31 2,307,669.76	165,857.74- 169,472.19-

TRUST EB FORMAT

Statement Period
Account Number

07/01/2015 through 06/30/2016
115150004910

Schedule Of Sales

TRADE DATE	SETTLMT DATE	DESCRIPTION	PROCEEDS	MKT / COST BASIS	MKT / COST GAIN / LOSS
MUTUAL FUND - INTERNATIONAL EQUITY					
BRANDES FUNDS INSTITUTIONAL INTERNATIONAL EQ					
07/31/2015	08/03/2015	SOLD 15.809 SHS BRANDES FUNDS INSTITUTIONAL INTERNATIONAL EQ ON 07/31/2015 AT 16.99	268.59	268.67 246.22	0.08- 22.37
08/19/2015	08/20/2015	SOLD 16.502 SHS BRANDES FUNDS INSTITUTIONAL INTERNATIONAL EQ ON 08/19/2015 AT 16.48	271.96	280.45 257.01	8.49- 14.95
09/11/2015	09/14/2015	SOLD 16.777 SHS BRANDES FUNDS INSTITUTIONAL INTERNATIONAL EQ ON 09/11/2015 AT 15.60	261.72	285.12 261.30	23.40- 0.42
10/07/2015	10/08/2015	SOLD 16.241 SHS BRANDES FUNDS INSTITUTIONAL INTERNATIONAL EQ ON 10/07/2015 AT 15.79	256.45	275.41 252.86	18.96- 3.59
11/16/2015	11/17/2015	SOLD 17.29 SHS BRANDES FUNDS INSTITUTIONAL INTERNATIONAL EQ ON 11/16/2015 AT 15.66	270.76	293.20 269.19	22.44- 1.57
12/08/2015	12/09/2015	SOLD 17.662 SHS BRANDES FUNDS INSTITUTIONAL INTERNATIONAL EQ ON 12/08/2015 AT 15.31	270.41	299.51 274.98	29.10- 4.57-
01/13/2016	01/14/2016	SOLD 18.738 SHS BRANDES FUNDS INSTITUTIONAL INTERNATIONAL EQ ON 01/13/2016 AT 14.21	266.26	314.60 291.16	48.34- 24.90-
02/05/2016	02/08/2016	SOLD 18.432 SHS BRANDES FUNDS INSTITUTIONAL INTERNATIONAL EQ ON 02/05/2016 AT 14.16	261.00	309.47 286.41	48.47- 25.41-
03/10/2016	03/11/2016	SOLD 17.339 SHS BRANDES FUNDS INSTITUTIONAL INTERNATIONAL EQ ON 03/10/2016 AT 14.95	259.22	291.11 269.43	31.89- 10.21-
04/07/2016	04/08/2016	SOLD 18.459 SHS BRANDES FUNDS INSTITUTIONAL INTERNATIONAL EQ ON 04/07/2016 AT 14.80	273.20	309.82 286.81	36.62- 13.61-

TRUST EB FORMAT

Statement Period
Account Number

07/01/2015 through 06/30/2016
115150004910

Schedule Of Sales

TRADE DATE	SETTLMT DATE	DESCRIPTION	PROCEEDS	MKT / COST BASIS	MKT / COST GAIN / LOSS
05/10/2016	05/11/2016	SOLD 17.855 SHS BRANDES FUNDS INSTITUTIONAL INTERNATIONAL EQ ON 05/10/2016 AT 15.45	275.86	299.69 277.43	23.83- 1.57-
06/09/2016	06/10/2016	SOLD 17.793 SHS BRANDES FUNDS INSTITUTIONAL INTERNATIONAL EQ ON 06/09/2016 AT 15.53	276.33	298.65 276.46	22.32- 0.13-
06/29/2016	06/30/2016	SOLD 56,034.513 SHS BRANDES FUNDS INSTITUTIONAL INTERNATIONAL EQ ON 06/29/2016 AT 14.83	830,991.83	940,508.32 870,654.60	109,516.49- 39,662.77-
06/30/2016	07/01/2016	SOLD .5 SHS BRANDES FUNDS INSTITUTIONAL INTERNATIONAL EQ ON 06/30/2016 AT 14.78	7.39	8.39 7.77	1.00- 0.38-
TOTAL 56,243.91 SHS			834,210.98	944,042.41 873,911.63	109,831.43- 39,700.65-
BRANDES FUNDS INTERNATIONAL SMALL CAP EQUITY					
07/31/2015	08/03/2015	SOLD 10.073 SHS BRANDES FUNDS INTERNATIONAL SMALL CAP EQUITY ON 07/31/2015 AT 13.34	134.37	131.91 129.54	2.46 4.83
08/19/2015	08/20/2015	SOLD 10.229 SHS BRANDES FUNDS INTERNATIONAL SMALL CAP EQUITY ON 08/19/2015 AT 13.30	136.05	133.95 131.55	2.10 4.50
09/11/2015	09/14/2015	SOLD 10.205 SHS BRANDES FUNDS INTERNATIONAL SMALL CAP EQUITY ON 09/11/2015 AT 12.83	130.93	133.64 131.24	2.71- 0.31-
10/07/2015	10/08/2015	SOLD 9.786 SHS BRANDES FUNDS INTERNATIONAL SMALL CAP EQUITY ON 10/07/2015 AT 13.11	128.29	128.13 125.86	0.16 2.43
11/16/2015	11/17/2015	SOLD 10.348 SHS BRANDES FUNDS INTERNATIONAL SMALL CAP EQUITY ON 11/16/2015 AT 13.09	135.45	135.48 133.09	0.03- 2.36
12/08/2015	12/09/2015	SOLD 10.544 SHS BRANDES FUNDS INTERNATIONAL SMALL CAP EQUITY ON 12/08/2015 AT 12.83	135.28	138.05 135.64	2.77- 0.36-

TRUST EB FORMAT

Statement Period
Account Number

07/01/2015 through 06/30/2016
115150004910

Schedule Of Sales

TRADE DATE	SETTLMT DATE	DESCRIPTION	PROCEEDS	MKT / COST BASIS	MKT / COST GAIN / LOSS
12/28/2015	12/29/2015	SOLD 314.365 SHS BRANDES FUNDS INTERNATIONAL SMALL CAP EQUITY ON 12/28/2015 AT 12.93	4,064.74	4,115.78 4,044.19	51.04- 20.55
01/13/2016	01/14/2016	SOLD 10.972 SHS BRANDES FUNDS INTERNATIONAL SMALL CAP EQUITY ON 01/13/2016 AT 12.14	133.20	143.50 141.07	10.30- 7.87-
02/05/2016	02/08/2016	SOLD 10.881 SHS BRANDES FUNDS INTERNATIONAL SMALL CAP EQUITY ON 02/05/2016 AT 12.00	130.57	142.31 139.90	11.74- 9.33-
03/10/2016	03/11/2016	SOLD 10.259 SHS BRANDES FUNDS INTERNATIONAL SMALL CAP EQUITY ON 03/10/2016 AT 12.64	129.68	134.17 131.91	4.49- 2.23-
04/07/2016	04/08/2016	SOLD 10.586 SHS BRANDES FUNDS INTERNATIONAL SMALL CAP EQUITY ON 04/07/2016 AT 12.91	136.67	138.45 136.11	1.78- 0.56
05/10/2016	05/11/2016	SOLD 10.384 SHS BRANDES FUNDS INTERNATIONAL SMALL CAP EQUITY ON 05/10/2016 AT 13.29	138.00	135.81 133.51	2.19 4.49
06/09/2016	06/10/2016	SOLD 10.224 SHS BRANDES FUNDS INTERNATIONAL SMALL CAP EQUITY ON 06/09/2016 AT 13.52	138.23	133.71 131.46	4.52 6.77
TOTAL 438.856 SHS			5,671.46	5,744.89 5,645.07	73.43- 26.39
BRANDES FUNDS EMERGING MARKETS FUND CLASS I					
07/31/2015	08/03/2015	SOLD 15.065 SHS BRANDES FUNDS EMERGING MARKETS FUND CLASS I ON 07/31/2015 AT 7.13	107.41	115.78 141.87	8.37- 34.46-
08/19/2015	08/20/2015	SOLD 16.256 SHS BRANDES FUNDS EMERGING MARKETS FUND CLASS I ON 08/19/2015 AT 6.69	108.75	124.93 153.08	16.18- 44.33-
09/11/2015	09/14/2015	SOLD 16.328 SHS BRANDES FUNDS EMERGING MARKETS FUND CLASS I ON 09/11/2015 AT 6.41	104.66	125.48 153.76	20.82- 49.10-

TRUST EB FORMAT

Statement Period
Account Number

07/01/2015 through 06/30/2016
115150004910

Schedule Of Sales

TRADE DATE	SETTLMT DATE	DESCRIPTION	PROCEEDS	MKT / COST BASIS	MKT / COST GAIN / LOSS
10/07/2015	10/08/2015	SOLD 15.421 SHS BRANDES FUNDS EMERGING MARKETS FUND CLASS I ON 10/07/2015 AT 6.65	102.55	117.99 144.01	15.44- 41.46-
11/16/2015	11/17/2015	SOLD 15.969 SHS BRANDES FUNDS EMERGING MARKETS FUND CLASS I ON 11/16/2015 AT 6.78	108.27	122.18 149.13	13.91- 40.86-
12/08/2015	12/09/2015	SOLD 16.688 SHS BRANDES FUNDS EMERGING MARKETS FUND CLASS I ON 12/08/2015 AT 6.48	108.14	127.69 155.85	19.55- 47.71-
01/13/2016	01/14/2016	SOLD 18.327 SHS BRANDES FUNDS EMERGING MARKETS FUND CLASS I ON 01/13/2016 AT 5.81	106.48	135.83 160.70	29.35- 54.22-
02/05/2016	02/08/2016	SOLD 17.11 SHS BRANDES FUNDS EMERGING MARKETS FUND CLASS I ON 02/05/2016 AT 6.10	104.37	126.81 150.03	22.44- 45.66-
03/10/2016	03/11/2016	SOLD 15.067 SHS BRANDES FUNDS EMERGING MARKETS FUND CLASS I ON 03/10/2016 AT 6.88	103.66	111.67 132.12	8.01- 28.46-
04/07/2016	04/08/2016	SOLD 15.697 SHS BRANDES FUNDS EMERGING MARKETS FUND CLASS I ON 04/07/2016 AT 6.96	109.25	116.33 137.59	7.08- 28.34-
05/10/2016	05/11/2016	SOLD 15.259 SHS BRANDES FUNDS EMERGING MARKETS FUND CLASS I ON 05/10/2016 AT 7.23	110.32	113.08 133.76	2.76- 23.44-
06/09/2016	06/10/2016	SOLD 14.852 SHS BRANDES FUNDS EMERGING MARKETS FUND CLASS I ON 06/09/2016 AT 7.44	110.50	110.07 130.19	0.43 19.69-
06/29/2016	06/30/2016	SOLD 5,369.88 SHS BRANDES FUNDS EMERGING MARKETS FUND CLASS I ON 06/29/2016 AT 7.40	39,737.11	39,796.00 47,070.68	58.89- 7,333.57-
TOTAL 5,561.919 SHS			41,021.47	41,243.84 48,812.77	222.37- 7,791.30-

TRUST EB FORMAT

Statement Period
Account Number

07/01/2015 through 06/30/2016
115150004910

Schedule Of Sales

TRADE DATE	SETTLMT DATE	DESCRIPTION	PROCEEDS	MKT / COST BASIS	MKT / COST GAIN / LOSS
		HARTFORD HARTFORD INTERNATIONAL VALUE INSTL			
07/31/2015	08/03/2015	SOLD 14.124 SHS HARTFORD HARTFORD INTERNATIONAL VALUE INSTL ON 07/31/2015 AT 15.21	214.82	216.18 206.42	1.36- 8.40
08/19/2015	08/20/2015	SOLD 14.549 SHS HARTFORD HARTFORD INTERNATIONAL VALUE INSTL ON 08/19/2015 AT 14.95	217.51	222.68 212.63	5.17- 4.88
09/11/2015	09/14/2015	SOLD 14.803 SHS HARTFORD HARTFORD INTERNATIONAL VALUE INSTL ON 09/11/2015 AT 14.14	209.32	226.57 216.35	17.25- 7.03-
10/07/2015	10/08/2015	SOLD 14.145 SHS HARTFORD HARTFORD INTERNATIONAL VALUE INSTL ON 10/07/2015 AT 14.50	205.10	216.26 206.64	11.16- 1.54-
11/16/2015	11/17/2015	SOLD 15.207 SHS HARTFORD HARTFORD INTERNATIONAL VALUE INSTL ON 11/16/2015 AT 14.24	216.55	232.49 222.16	15.94- 5.61-
12/08/2015	12/09/2015	SOLD 15.306 SHS HARTFORD HARTFORD INTERNATIONAL VALUE INSTL ON 12/08/2015 AT 14.13	216.27	234.01 223.60	17.74- 7.33-
01/13/2016	01/14/2016	SOLD 16.702 SHS HARTFORD HARTFORD INTERNATIONAL VALUE INSTL ON 01/13/2016 AT 12.75	212.95	252.87 242.67	39.92- 29.72-
02/05/2016	02/08/2016	SOLD 16.821 SHS HARTFORD HARTFORD INTERNATIONAL VALUE INSTL ON 02/05/2016 AT 12.41	208.75	254.67 244.39	45.92- 35.64-
03/10/2016	03/11/2016	SOLD 15.874 SHS HARTFORD HARTFORD INTERNATIONAL VALUE INSTL ON 03/10/2016 AT 13.06	207.32	240.33 230.64	33.01- 23.32-
04/07/2016	04/08/2016	SOLD 17.005 SHS HARTFORD HARTFORD INTERNATIONAL VALUE INSTL ON 04/07/2016 AT 12.85	218.51	257.46 247.07	38.95- 28.56-
05/10/2016	05/11/2016	SOLD 16.175 SHS HARTFORD HARTFORD INTERNATIONAL VALUE INSTL ON 05/10/2016 AT 13.64	220.63	244.89 235.01	24.26- 14.38-

TRUST EB FORMAT

Statement Period
Account Number

07/01/2015 through 06/30/2016
115150004910

Schedule Of Sales

TRADE DATE	SETTLMT DATE	DESCRIPTION	PROCEEDS	MKT / COST BASIS	MKT / COST GAIN / LOSS
06/09/2016	06/10/2016	SOLD 15.763 SHS HARTFORD HARTFORD INTERNATIONAL VALUE INSTL ON 06/09/2016 AT 14.02	221.00	238.65 229.02	17.65- 8.02-
06/29/2016	06/30/2016	SOLD 49,642.676 SHS HARTFORD HARTFORD INTERNATIONAL VALUE INSTL ON 06/29/2016 AT 13.19	654,786.90	751,592.01 721,265.67	96,805.11- 66,478.77-
06/30/2016	07/01/2016	SOLD .5 SHS HARTFORD HARTFORD INTERNATIONAL VALUE INSTL ON 06/30/2016 AT 13.32	6.66	7.57 7.26	0.91- 0.60-
TOTAL 49,829.65 SHS			657,362.29	754,436.64 723,989.53	97,074.35- 66,627.24-
CLEARBRIDGE INTERNATIONAL SMALL CAP I					
07/31/2015	08/03/2015	SOLD 8.085 SHS CLEARBRIDGE INTERNATIONAL SMALL CAP I ON 07/31/2015 AT 16.62	134.37	135.68 127.89	1.31- 6.48
08/19/2015	08/20/2015	SOLD 8.326 SHS CLEARBRIDGE INTERNATIONAL SMALL CAP I ON 08/19/2015 AT 16.34	136.05	139.73 131.70	3.68- 4.35
09/11/2015	09/14/2015	SOLD 8.404 SHS CLEARBRIDGE INTERNATIONAL SMALL CAP I ON 09/11/2015 AT 15.58	130.93	141.04 132.93	10.11- 2.00-
10/07/2015	10/08/2015	SOLD 8.151 SHS CLEARBRIDGE INTERNATIONAL SMALL CAP I ON 10/07/2015 AT 15.74	128.29	136.64 128.90	8.35- 0.61-
11/16/2015	11/17/2015	SOLD 8.778 SHS CLEARBRIDGE INTERNATIONAL SMALL CAP I ON 11/16/2015 AT 15.43	135.45	147.16 138.82	11.71- 3.37-
12/08/2015	12/09/2015	SOLD 8.628 SHS CLEARBRIDGE INTERNATIONAL SMALL CAP I ON 12/08/2015 AT 15.68	135.28	144.64 136.45	9.36- 1.17-
01/13/2016	01/14/2016	SOLD 9.218 SHS CLEARBRIDGE INTERNATIONAL SMALL CAP I ON 01/13/2016 AT 14.45	133.20	153.81 145.52	20.61- 12.32-

TRUST EB FORMAT

Statement Period
Account Number

07/01/2015 through 06/30/2016
115150004910

Schedule Of Sales

TRADE DATE	SETTLMT DATE	DESCRIPTION	PROCEEDS	MKT / COST BASIS	MKT / COST GAIN / LOSS
02/05/2016	02/08/2016	SOLD 9.267 SHS CLEARBRIDGE INTERNATIONAL SMALL CAP I ON 02/05/2016 AT 14.09	130.57	154.62 146.29	24.05- 15.72-
03/10/2016	03/11/2016	SOLD 8.864 SHS CLEARBRIDGE INTERNATIONAL SMALL CAP I ON 03/10/2016 AT 14.63	129.68	147.90 139.93	18.22- 10.25-
04/07/2016	04/08/2016	SOLD 9.197 SHS CLEARBRIDGE INTERNATIONAL SMALL CAP I ON 04/07/2016 AT 14.86	136.67	153.46 145.19	16.79- 8.52-
05/10/2016	05/11/2016	SOLD 9.145 SHS CLEARBRIDGE INTERNATIONAL SMALL CAP I ON 05/10/2016 AT 15.09	138.00	152.59 144.37	14.59- 6.37-
06/09/2016	06/10/2016	SOLD 8.918 SHS CLEARBRIDGE INTERNATIONAL SMALL CAP I ON 06/09/2016 AT 15.50	138.23	148.80 140.78	10.57- 2.55-
06/29/2016	06/30/2016	SOLD 27,745.926 SHS CLEARBRIDGE INTERNATIONAL SMALL CAP I ON 06/29/2016 AT 14.48	401,761.01	462,955.52 438,006.77	61,194.51- 36,245.76-
06/30/2016	07/01/2016	SOLD .5 SHS CLEARBRIDGE INTERNATIONAL SMALL CAP I ON 06/30/2016 AT 14.62	7.31	8.34 7.89	1.03- 0.58-
TOTAL 27,851.407 SHS			403,375.04	464,719.93 439,673.43	61,344.89- 36,298.39-
AMERICAN FUNDS NEW PERSPECTIVE F2					
07/31/2015	08/03/2015	SOLD 4.124 SHS AMERICAN FUNDS NEW PERSPECTIVE F2 ON 07/31/2015 AT 39.08	161.18	157.69 157.86	3.49 3.32
08/19/2015	08/20/2015	SOLD 4.247 SHS AMERICAN FUNDS NEW PERSPECTIVE F2 ON 08/19/2015 AT 38.43	163.20	162.39 162.57	0.81 0.63
09/11/2015	09/14/2015	SOLD 4.269 SHS AMERICAN FUNDS NEW PERSPECTIVE F2 ON 09/11/2015 AT 36.79	157.06	163.23 163.41	6.17- 6.35-

TRUST EB FORMAT

Statement Period
Account Number

07/01/2015 through 06/30/2016
115150004910

Schedule Of Sales

TRADE DATE	SETTLMT DATE	DESCRIPTION	PROCEEDS	MKT / COST BASIS	MKT / COST GAIN / LOSS
10/07/2015	10/08/2015	SOLD 4.132 SHS AMERICAN FUNDS NEW PERSPECTIVE F2 ON 10/07/2015 AT 37.24	153.89	157.93 158.09	4.04- 4.20-
11/16/2015	11/17/2015	SOLD 4.243 SHS AMERICAN FUNDS NEW PERSPECTIVE F2 ON 11/16/2015 AT 38.29	162.48	162.17 162.34	0.31 0.14
12/08/2015	12/09/2015	SOLD 4.209 SHS AMERICAN FUNDS NEW PERSPECTIVE F2 ON 12/08/2015 AT 38.56	162.28	160.87 161.04	1.41 1.24
01/13/2016	01/14/2016	SOLD 4.846 SHS AMERICAN FUNDS NEW PERSPECTIVE F2 ON 01/13/2016 AT 32.97	159.78	184.08 184.26	24.30- 24.48-
02/05/2016	02/08/2016	SOLD 4.872 SHS AMERICAN FUNDS NEW PERSPECTIVE F2 ON 02/05/2016 AT 32.15	156.63	185.07 185.24	28.44- 28.61-
03/10/2016	03/11/2016	SOLD 4.578 SHS AMERICAN FUNDS NEW PERSPECTIVE F2 ON 03/10/2016 AT 33.98	155.56	173.90 174.07	18.34- 18.51-
04/07/2016	04/08/2016	SOLD 4.715 SHS AMERICAN FUNDS NEW PERSPECTIVE F2 ON 04/07/2016 AT 34.77	163.95	179.10 179.27	15.15- 15.32-
05/10/2016	05/11/2016	SOLD 4.675 SHS AMERICAN FUNDS NEW PERSPECTIVE F2 ON 05/10/2016 AT 35.41	165.55	177.58 177.75	12.03- 12.20-
06/09/2016	06/10/2016	SOLD 4.581 SHS AMERICAN FUNDS NEW PERSPECTIVE F2 ON 06/09/2016 AT 36.20	165.82	174.01 174.18	8.19- 8.36-
TOTAL 53.491 SHS			1,927.38	2,038.02 2,040.08	110.64- 112.70-
AMERICAN FUNDS NEW WORLD F2					
07/31/2015	08/03/2015	SOLD 1.986 SHS AMERICAN FUNDS NEW WORLD F2 ON 07/31/2015 AT 54.09	107.41	109.02 117.76	1.61- 10.35-

TRUST EB FORMAT

Statement Period
Account Number

07/01/2015 through 06/30/2016
115150004910

Schedule Of Sales

TRADE DATE	SETTLMT DATE	DESCRIPTION	PROCEEDS	MKT / COST BASIS	MKT / COST GAIN / LOSS
08 / 19 / 2015	08 / 20 / 2015	SOLD 2.093 SHS AMERICAN FUNDS NEW WORLD F2 ON 08/19/2015 AT 51.95	108 .75	114 .89 124 .10	6 .14 - 15 .35 -
09 / 11 / 2015	09 / 14 / 2015	SOLD 2.125 SHS AMERICAN FUNDS NEW WORLD F2 ON 09/11/2015 AT 49.25	104 .66	116 .65 126 .00	11 .99 - 21 .34 -
10 / 07 / 2015	10 / 08 / 2015	SOLD 2.026 SHS AMERICAN FUNDS NEW WORLD F2 ON 10/07/2015 AT 50.61	102 .55	111 .06 119 .83	8 .51 - 17 .28 -
11 / 16 / 2015	11 / 17 / 2015	SOLD 2.129 SHS AMERICAN FUNDS NEW WORLD F2 ON 11/16/2015 AT 50.86	108 .27	116 .70 125 .92	8 .43 - 17 .65 -
12 / 08 / 2015	12 / 09 / 2015	SOLD 2.14 SHS AMERICAN FUNDS NEW WORLD F2 ON 12/08/2015 AT 50.54	108 .14	117 .31 126 .57	9 .17 - 18 .43 -
01 / 13 / 2016	01 / 14 / 2016	SOLD 2.3 SHS AMERICAN FUNDS NEW WORLD F2 ON 01/13/2016 AT 46.29	106 .48	125 .08 134 .19	18 .60 - 27 .71 -
02 / 05 / 2016	02 / 08 / 2016	SOLD 2.279 SHS AMERICAN FUNDS NEW WORLD F2 ON 02/05/2016 AT 45.79	104 .37	123 .94 132 .96	19 .57 - 28 .59 -
03 / 10 / 2016	03 / 11 / 2016	SOLD 2.159 SHS AMERICAN FUNDS NEW WORLD F2 ON 03/10/2016 AT 48.01	103 .66	117 .42 125 .96	13 .76 - 22 .30 -
04 / 07 / 2016	04 / 08 / 2016	SOLD 2.221 SHS AMERICAN FUNDS NEW WORLD F2 ON 04/07/2016 AT 49.19	109 .25	120 .79 129 .58	11 .54 - 20 .33 -
05 / 10 / 2016	05 / 11 / 2016	SOLD 2.203 SHS AMERICAN FUNDS NEW WORLD F2 ON 05/10/2016 AT 50.08	110 .32	119 .81 128 .53	9 .49 - 18 .21 -
06 / 09 / 2016	06 / 10 / 2016	SOLD 2.139 SHS AMERICAN FUNDS NEW WORLD F2 ON 06/09/2016 AT 51.65	110 .50	116 .33 124 .79	5 .83 - 14 .29 -
TOTAL 25.8 SHS			1,284 .36	1,409 .00 1,516 .19	124 .64 - 231 .83 -

TRUST EB FORMAT

Statement Period
Account Number

07/01/2015 through 06/30/2016
115150004910

Schedule Of Sales

TRADE DATE	SETTLMT DATE	DESCRIPTION	PROCEEDS	MKT / COST BASIS	MKT / COST GAIN / LOSS
		THORNBURG INVESTMENT INCOME BUILDER I			
07/31/2015	08/03/2015	SOLD 12.452 SHS THORNBURG INVESTMENT INCOME BUILDER I ON 07/31/2015 AT 21.57	268.59	265.70 251.43	2.89 17.16
08/19/2015	08/20/2015	SOLD 12.963 SHS THORNBURG INVESTMENT INCOME BUILDER I ON 08/19/2015 AT 20.98	271.96	276.60 261.75	4.64- 10.21
09/11/2015	09/14/2015	SOLD 13.218 SHS THORNBURG INVESTMENT INCOME BUILDER I ON 09/11/2015 AT 19.80	261.72	282.04 266.89	20.32- 5.17-
10/07/2015	10/08/2015	SOLD 12.848 SHS THORNBURG INVESTMENT INCOME BUILDER I ON 10/07/2015 AT 19.96	256.45	273.64 259.26	17.19- 2.81-
11/16/2015	11/17/2015	SOLD 13.779 SHS THORNBURG INVESTMENT INCOME BUILDER I ON 11/16/2015 AT 19.65	270.76	293.45 278.04	22.69- 7.28-
12/08/2015	12/09/2015	SOLD 14.055 SHS THORNBURG INVESTMENT INCOME BUILDER I ON 12/08/2015 AT 19.24	270.41	299.33 283.61	28.92- 13.20-
01/13/2016	01/14/2016	SOLD 14.792 SHS THORNBURG INVESTMENT INCOME BUILDER I ON 01/13/2016 AT 18.00	266.26	311.80 296.91	45.54- 30.65-
02/05/2016	02/08/2016	SOLD 14.428 SHS THORNBURG INVESTMENT INCOME BUILDER I ON 02/05/2016 AT 18.09	261.00	304.12 289.60	43.12- 28.60-
03/10/2016	03/11/2016	SOLD 13.825 SHS THORNBURG INVESTMENT INCOME BUILDER I ON 03/10/2016 AT 18.75	259.22	291.41 277.50	32.19- 18.28-
04/07/2016	04/08/2016	SOLD 14.387 SHS THORNBURG INVESTMENT INCOME BUILDER I ON 04/07/2016 AT 18.99	273.20	302.96 288.62	29.76- 15.42-
05/10/2016	05/11/2016	SOLD 14.249 SHS THORNBURG INVESTMENT INCOME BUILDER I ON 05/10/2016 AT 19.36	275.86	300.06 285.86	24.20- 10.00-

TRUST EB FORMAT

Statement Period
Account Number

07/01/2015 through 06/30/2016
115150004910

Schedule Of Sales

TRADE DATE	SETTLMT DATE	DESCRIPTION	PROCEEDS	MKT / COST BASIS	MKT / COST GAIN / LOSS
06/09/2016	06/10/2016	SOLD 14.055 SHS THORNBURG INVESTMENT INCOME BUILDER I ON 06/09/2016 AT 19.66	276.33	295.97 281.96	19.64- 5.63-
06/29/2016	06/30/2016	SOLD 283.605 SHS THORNBURG INVESTMENT INCOME BUILDER I ON 06/29/2016 AT 19.29	5,470.75	5,965.61 5,685.95	494.86- 215.20-
TOTAL 448.656 SHS			8,682.51	9,462.69 9,007.38	780.18- 324.87-
TOTAL MUTUAL FUND - INTERNATIONAL EQUITY			1,953,535.49	2,223,097.42 2,104,596.08	269,561.93- 151,060.59-
MUTUAL FUND - REAL ESTATE					
COHEN AND STEERS REAL ESTATE SECURITIES CLASS I					
07/31/2015	08/03/2015	SOLD 13.169 SHS COHEN AND STEERS REAL ESTATE SECURITIES CLASS I ON 07/31/2015 AT 14.28	188.05	177.36 199.40	10.69 11.35-
08/19/2015	08/20/2015	SOLD 13.059 SHS COHEN AND STEERS REAL ESTATE SECURITIES CLASS I ON 08/19/2015 AT 14.58	190.40	175.88 197.73	14.52 7.33-
09/11/2015	09/14/2015	SOLD 13.573 SHS COHEN AND STEERS REAL ESTATE SECURITIES CLASS I ON 09/11/2015 AT 13.50	183.23	182.80 205.51	0.43 22.28-
10/07/2015	10/08/2015	SOLD 12.459 SHS COHEN AND STEERS REAL ESTATE SECURITIES CLASS I ON 10/07/2015 AT 14.41	179.54	167.96 188.41	11.58 8.87-
11/16/2015	11/17/2015	SOLD 13.237 SHS COHEN AND STEERS REAL ESTATE SECURITIES CLASS I ON 11/16/2015 AT 14.32	189.56	178.45 200.17	11.11 10.61-
12/08/2015	12/09/2015	SOLD 12.958 SHS COHEN AND STEERS REAL ESTATE SECURITIES CLASS I ON 12/08/2015 AT 14.61	189.32	174.69 195.96	14.63 6.64-
12/28/2015	12/29/2015	SOLD 4,716.037 SHS COHEN AND STEERS REAL ESTATE SECURITIES CLASS I ON 12/28/2015 AT 14.52	68,476.86	63,650.66 71,155.94	4,826.20 2,679.08-

TRUST EB FORMAT

Statement Period
Account Number

07/01/2015 through 06/30/2016
115150004910

Schedule Of Sales

TRADE DATE	SETTLMT DATE	DESCRIPTION	PROCEEDS	MKT / COST BASIS	MKT / COST GAIN / LOSS
01/13/2016	01/14/2016	SOLD 13.449 SHS COHEN AND STEERS REAL ESTATE SECURITIES CLASS I ON 01/13/2016 AT 13.86	186.41	181.72 202.81	4.69 16.40-
02/05/2016	02/08/2016	SOLD 13.436 SHS COHEN AND STEERS REAL ESTATE SECURITIES CLASS I ON 02/05/2016 AT 13.60	182.73	181.54 202.61	1.19 19.88-
03/10/2016	03/11/2016	SOLD 12.781 SHS COHEN AND STEERS REAL ESTATE SECURITIES CLASS I ON 03/10/2016 AT 14.20	181.49	172.69 192.73	8.80 11.24-
04/07/2016	04/08/2016	SOLD 12.751 SHS COHEN AND STEERS REAL ESTATE SECURITIES CLASS I ON 04/07/2016 AT 15.00	191.27	172.40 192.28	18.87 1.01-
05/10/2016	05/11/2016	SOLD 12.42 SHS COHEN AND STEERS REAL ESTATE SECURITIES CLASS I ON 05/10/2016 AT 15.55	193.13	167.93 187.29	25.20 5.84
06/09/2016	06/10/2016	SOLD 12.636 SHS COHEN AND STEERS REAL ESTATE SECURITIES CLASS I ON 06/09/2016 AT 15.31	193.46	170.85 190.55	22.61 2.91
06/29/2016	06/30/2016	SOLD 41,460.336 SHS COHEN AND STEERS REAL ESTATE SECURITIES CLASS I ON 06/29/2016 AT 15.91	659,633.95	560,569.45 625,220.30	99,064.50 34,413.65
06/30/2016	07/01/2016	SOLD .5 SHS COHEN AND STEERS REAL ESTATE SECURITIES CLASS I ON 06/30/2016 AT 15.76	7.88	6.76 7.54	1.12 0.34
TOTAL 46,332.801 SHS			730,367.28	626,331.14 698,739.23	104,036.14 31,628.05
PRUDENTIAL FUNDS GLOBAL REAL ESTATE CL Q					
07/31/2015	08/03/2015	SOLD 7.669 SHS PRUDENTIAL FUNDS GLOBAL REAL ESTATE CL Q ON 07/31/2015 AT 24.52	188.05	184.52 170.79	3.53 17.26
08/19/2015	08/20/2015	SOLD 7.718 SHS PRUDENTIAL FUNDS GLOBAL REAL ESTATE CL Q ON 08/19/2015 AT 24.67	190.40	185.69 171.88	4.71 18.52

TRUST EB FORMAT

Statement Period
Account Number

07/01/2015 through 06/30/2016
115150004910

Schedule Of Sales

TRADE DATE	SETTLMT DATE	DESCRIPTION	PROCEEDS	MKT / COST BASIS	MKT / COST GAIN / LOSS
09/11/2015	09/14/2015	SOLD 7.953 SHS PRUDENTIAL FUNDS GLOBAL REAL ESTATE CL Q ON 09/11/2015 AT 23.04	183.23	191.35 177.11	8.12- 6.12
10/07/2015	10/08/2015	SOLD 7.425 SHS PRUDENTIAL FUNDS GLOBAL REAL ESTATE CL Q ON 10/07/2015 AT 24.18	179.54	178.65 165.55	0.89 13.99
11/16/2015	11/17/2015	SOLD 8.046 SHS PRUDENTIAL FUNDS GLOBAL REAL ESTATE CL Q ON 11/16/2015 AT 23.56	189.56	193.61 179.46	4.05- 10.10
12/08/2015	12/09/2015	SOLD 7.928 SHS PRUDENTIAL FUNDS GLOBAL REAL ESTATE CL Q ON 12/08/2015 AT 23.88	189.32	190.77 176.83	1.45- 12.49
12/28/2015	12/29/2015	SOLD 615.257 SHS PRUDENTIAL FUNDS GLOBAL REAL ESTATE CL Q ON 12/28/2015 AT 23.74	14,606.19	14,799.60 13,738.85	193.41- 867.34
01/13/2016	01/14/2016	SOLD 8.296 SHS PRUDENTIAL FUNDS GLOBAL REAL ESTATE CL Q ON 01/13/2016 AT 22.47	186.41	199.48 185.39	13.07- 1.02
02/05/2016	02/08/2016	SOLD 8.227 SHS PRUDENTIAL FUNDS GLOBAL REAL ESTATE CL Q ON 02/05/2016 AT 22.21	182.73	197.82 183.85	15.09- 1.12-
03/10/2016	03/11/2016	SOLD 7.796 SHS PRUDENTIAL FUNDS GLOBAL REAL ESTATE CL Q ON 03/10/2016 AT 23.28	181.49	187.46 174.22	5.97- 7.27
04/07/2016	04/08/2016	SOLD 7.927 SHS PRUDENTIAL FUNDS GLOBAL REAL ESTATE CL Q ON 04/07/2016 AT 24.13	191.27	190.61 177.15	0.66 14.12
05/10/2016	05/11/2016	SOLD 7.747 SHS PRUDENTIAL FUNDS GLOBAL REAL ESTATE CL Q ON 05/10/2016 AT 24.93	193.13	186.30 173.23	6.83 19.90
06/09/2016	06/10/2016	SOLD 7.88 SHS PRUDENTIAL FUNDS GLOBAL REAL ESTATE CL Q ON 06/09/2016 AT 24.55	193.46	189.49 176.20	3.97 17.26
06/29/2016	06/30/2016	SOLD 553.73 SHS PRUDENTIAL FUNDS GLOBAL REAL ESTATE CL Q ON 06/29/2016 AT 24.71	13,682.66	13,315.83 12,381.94	366.83 1,300.72

TRUST EB FORMAT

Statement Period
Account Number

07/01/2015 through 06/30/2016
115150004910

Schedule Of Sales

TRADE DATE	SETTLMT DATE	DESCRIPTION	PROCEEDS	MKT / COST BASIS	MKT / COST GAIN / LOSS
		TOTAL 1,263.599 SHS	30,537.44	30,391.18 28,232.45	146.26 2,304.99
		TOTAL MUTUAL FUND - REAL ESTATE	760,904.72	656,722.32 726,971.68	104,182.40 33,933.04
		TOTAL SALES	10,011,039.05	10,381,365.51 10,426,322.14	370,326.46 - 415,283.09 -

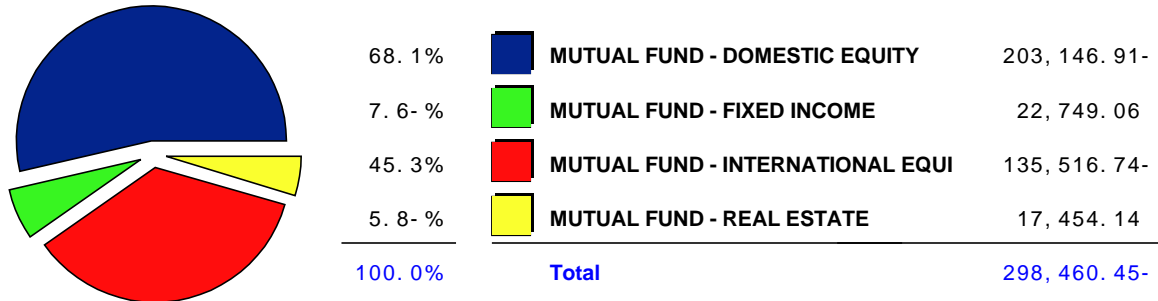
TRUST EB FORMAT

Statement Period
Account Number

07/01/2015 through 06/30/2016
115150004910

Schedule Of Unrealized Gains & Losses

Unrealized Gains & Losses Allocation



Unrealized Gains & Losses Schedule

DESCRIPTION	UNITS	BEGINNING MKT / COST	ENDING MKT VALUE	GAIN / LOSS MKT / COST
MUTUAL FUND - FIXED INCOME				
BLACKROCK TOTAL RETURN - K	86,984.639	1,038,596.59 1,038,596.59	1,038,596.59	
BLACKROCK TOTAL RETURN	188.002	2,244.74 2,244.74	2,244.74	
BLACKROCK STRATEGIC INCOME FUND	110.016	1,069.36 1,069.36	1,069.36	
BLACKROCK STRATEGIC INCOME OPPS - K	44,578.901	432,861.13 432,861.13	433,306.92	445.79 445.79
GUGGENHEIM INVESTMENTS INVESTMENT GRADE BOND FUND	47,358.986	865,722.26 865,722.26	865,722.26	

TRUST EB FORMAT

Statement Period
Account Number

07/01/2015 through 06/30/2016
115150004910

Schedule Of Unrealized Gains & Losses

DESCRIPTION	UNITS	BEGINNING MKT / COST	ENDING MKT VALUE	GAIN / LOSS MKT / COST
HARTFORD WORLD BOND - Y	41,741.671	432,861.13 432,861.13	433,278.54	417.41 417.41
LEGG MASON BW GLOBAL OPPORTUNITIES BOND IS	48,928.861	503,656.55 530,706.91	527,453.12	23,796.57 3,253.79-
LEGG MASON BW ALTERNATIVE CREDIT	46,345.581	475,269.40 483,701.23	433,331.18	41,938.22- 50,370.05-
PRUDENTIAL FUNDS TOTAL RETURN BOND CL Q	70,978.605	1,009,341.19 1,000,579.19	1,043,385.49	34,044.30 42,806.30
FRANKLIN TEMPLETON MUTUAL FDS. GLOBAL BOND R6	84,606.034	953,510.00 953,510.00	957,740.30	4,230.30 4,230.30
LEGG MASON WESTERN ASSET CORE PLUS BOND	234.715	2,786.07 2,786.07	2,786.07	
LEGG MASON CORE PLUS BOND IS	87,653.622	1,038,695.58 1,038,695.58	1,040,448.49	1,752.91 1,752.91
TOTAL MUTUAL FUND - FIXED INCOME		6,756,614.00 6,783,334.19	6,779,363.06	22,749.06 3,971.13-
MUTUAL FUND - DOMESTIC EQUITY				
ALGER FUNDS SMALL CAP FOCUS Z	63,372.227	692,658.44 692,658.44	705,332.89	12,674.45 12,674.45
ALGER FUNDS SPECTRA Z	53,276.139	981,940.12 975,434.69	886,514.95	95,425.17- 88,919.74-
COLUMBIA CONTRARIAN CORE	40,798.817	917,121.08 920,353.76	892,270.13	24,850.95- 28,083.63-
OAKMARK SELECT	28,182.904	1,129,313.54 1,159,758.01	1,071,514.01	57,799.53- 88,244.00-
HARTFORD FUNDS MIDCAP CLASS Y	25,479.579	767,054.04 658,474.59	719,288.52	47,765.52- 60,813.93

TRUST EB FORMAT

Statement Period
Account Number

07/01/2015 through 06/30/2016
115150004910

Schedule Of Unrealized Gains & Losses

DESCRIPTION	UNITS	BEGINNING MKT / COST	ENDING MKT VALUE	GAIN / LOSS MKT / COST
UNDISCOVERED MANAGERS BEHAVIORAL VALUE R6	12,219.863	692,866.26 692,866.26	702,886.52	10,020.26 10,020.26
VANGUARD GROUP MID CAP INDEX FUND	.5	17.35 17.61	16.90	0.45- 0.71-
TOTAL MUTUAL FUND - DOMESTIC EQUITY		5,180,970.83 5,099,563.36	4,977,823.92	203,146.91- 121,739.44-
MUTUAL FUND - INTERNATIONAL EQUITY				
BRANDES FUNDS INTERNATIONAL EQUITY - R6	59,054.717	876,924.50 876,924.50	874,009.81	2,914.69- 2,914.69-
BRANDES FUNDS INTERNATIONAL SMALL CAP EQUITY	34,517.102	451,128.54 443,704.93	441,473.73	9,654.81- 2,231.20-
BRANDES FUNDS EMERGING MARKETS FUND CLASS I	48,201.583	357,216.60 422,052.54	356,691.71	524.89- 65,360.83-
HARTFORD INTERNATIONAL VALUE - Y	51,514.121	692,349.79 692,349.79	699,046.62	6,696.83 6,696.83
CLEARBRIDGE INTERNATIONAL CM CAP - IS	29,865.948	433,056.24 433,056.24	437,237.48	4,181.24 4,181.24
AMERICAN FUNDS NEW PERSPECTIVE F2	15,139.748	574,897.40 575,441.28	535,190.09	39,707.31- 40,251.19-
AMERICAN FUNDS NEW WORLD F2	6,968.176	378,649.87 405,912.80	355,864.75	22,785.12- 50,048.05-
THORNBURG INVESTMENT INCOME BUILDER I	45,832.492	964,083.26 918,888.38	893,275.27	70,807.99- 25,613.11-
TOTAL MUTUAL FUND - INTERNATIONAL EQUITY		4,728,306.20 4,768,330.46	4,592,789.46	135,516.74- 175,541.00-

TRUST EB FORMAT

Statement Period
Account Number

07/01/2015 through 06/30/2016
115150004910

Schedule Of Unrealized Gains & Losses

DESCRIPTION	UNITS	BEGINNING MKT / COST	ENDING MKT VALUE	GAIN / LOSS MKT / COST
MUTUAL FUND - REAL ESTATE				
COHEN AND STEERS REAL ESTATE SECURITIES - Z	38,820.623	617,527.00 617,527.00	611,813.02	5,713.98- 5,713.98-
PRUDENTIAL FUNDS GLOBAL REAL ESTATE CL Q	24,845.6	597,474.97 555,571.72	620,643.09	23,168.12 65,071.37
TOTAL MUTUAL FUND - REAL ESTATE		1,215,001.97 1,173,098.72	1,232,456.11	17,454.14 59,357.39
TOTAL UNREALIZED GAINS & LOSSES		17,880,893.00 17,824,326.73	17,582,432.55	298,460.45- 241,894.18-

TRUST EB FORMAT

Statement Period 07/01/2015 through 06/30/2016
Account Number 115150004910

Schedule Of Reportable Transactions

PLAN NUMBER :

EIN NUMBER : 95-2224338

DESCRIPTION	PURCH/SELL PRICE EXPENSE INCURRED	COST OF ASSET	VALUE OF ASSET ON TXN DATE	NET GAIN OR LOSS
BEGINNING MARKET VALUE:	17,035,356.54			
SECURITY TRANSACTIONS EXCEEDING 5%:				
MUTUAL FUND - FIXED INCOME				
BLACKROCK TOTAL RETURN - K				
PURCHASED 86,984.639 SHS ON 06/29/2016 AT 11.94	1,038,596.59	1,038,596.59	1,038,596.59	
TOTAL	1,038,596.59	1,038,596.59	1,038,596.59	
BLACKROCK TOTAL RETURN				
PURCHASED 214.052 SHS ON 07/01/2015 AT 11.73 FOR REINVESTMENT	2,510.83	2,510.83	2,517.25	
PURCHASED 1,275.128 SHS ON 07/07/2015 AT 11.76	14,995.50	14,995.50	15,008.26	
SOLD 27.379 SHS ON 07/31/2015 AT 11.77	322.25	324.40	322.80	2.15-
PURCHASED 118.349 SHS ON 07/31/2015 AT 11.77 FOR REINVESTMENT	1,392.94	1,392.94	1,388.23	
SOLD 27.769 SHS ON 08/19/2015 AT 11.75	326.29	329.02	326.84	2.73-
PURCHASED 216.071 SHS ON 08/31/2015 AT 11.70 FOR REINVESTMENT	2,528.03	2,528.03	2,525.87	
PURCHASED .165 SHS ON 09/04/2015 AT 11.72	1.93	1.93	1.93	
SOLD 26.815 SHS ON 09/11/2015 AT 11.71	314.00	317.35	313.74	3.35-
PURCHASED 211.162 SHS ON 09/30/2015 AT 11.71 FOR REINVESTMENT	2,472.71	2,472.71	2,474.82	
PURCHASED 1,278.389 SHS ON 10/05/2015 AT 11.73	14,995.50	14,995.50	15,021.07	

TRUST EB FORMAT

Statement Period
Account Number

07/01/2015 through 06/30/2016
115150004910

Schedule Of Reportable Transactions

PLAN NUMBER :

EIN NUMBER : 95-2224338

DESCRIPTION	PURCH/SELL PRICE EXPENSE INCURRED	COST OF ASSET	VALUE OF ASSET ON TXN DATE	NET GAIN OR LOSS
SOLD 26.186 SHS ON 10/07/2015 AT 11.75	307.68	309.86	306.90	2.18-
PURCHASED 218.032 SHS ON 10/30/2015 AT 11.72 FOR REINVESTMENT	2,555.33	2,555.33	2,553.15	
SOLD 27.932 SHS ON 11/16/2015 AT 11.63	324.85	330.51	325.13	5.66-
PURCHASED 227.664 SHS ON 11/30/2015 AT 11.65 FOR REINVESTMENT	2,652.29	2,652.29	2,661.39	
SOLD 27.896 SHS ON 12/08/2015 AT 11.63	324.43	330.07	324.71	5.64-
PURCHASED 379.709 SHS ON 12/23/2015 AT 11.52 FOR REINVESTMENT	4,374.25	4,374.25	4,378.04	
SOLD 3,535.778 SHS ON 12/28/2015 AT 11.53	40,767.52	41,831.94	40,661.45	1,064.42-
PURCHASED 239.759 SHS ON 12/31/2015 AT 11.51 FOR REINVESTMENT	2,759.63	2,759.63	2,762.02	
PURCHASED 1,298.312 SHS ON 01/06/2016 AT 11.55	14,995.50	14,995.50	15,008.49	
SOLD 27.563 SHS ON 01/13/2016 AT 11.59	319.45	325.96	318.63	6.51-
PURCHASED 221.481 SHS ON 01/29/2016 AT 11.60 FOR REINVESTMENT	2,569.18	2,569.18	2,564.75	
SOLD 26.949 SHS ON 02/05/2016 AT 11.62	313.15	318.69	314.23	5.54-
PURCHASED 195.605 SHS ON 02/29/2016 AT 11.65 FOR REINVESTMENT	2,278.80	2,278.80	2,270.97	
SOLD 26.811 SHS ON 03/10/2016 AT 11.60	311.01	317.04	310.74	6.03-

TRUST EB FORMAT

Statement Period
Account Number

07/01/2015 through 06/30/2016
115150004910

Schedule Of Reportable Transactions

PLAN NUMBER :

EIN NUMBER : 95-2224338

DESCRIPTION	PURCH/SELL PRICE EXPENSE INCURRED	COST OF ASSET	VALUE OF ASSET ON TXN DATE	NET GAIN OR LOSS
PURCHASED 197.507 SHS ON 03/31/2016 AT 11.72 FOR REINVESTMENT	2,314.78	2,314.78	2,316.76	
SOLD 27.849 SHS ON 04/07/2016 AT 11.77	327.78	329.31	327.50	1.53-
PURCHASED 201.372 SHS ON 04/29/2016 AT 11.77 FOR REINVESTMENT	2,370.15	2,370.15	2,366.12	
SOLD 28.048 SHS ON 05/10/2016 AT 11.80	330.97	331.66	331.25	0.69-
PURCHASED 210.606 SHS ON 05/31/2016 AT 11.75 FOR REINVESTMENT	2,474.62	2,474.62	2,472.51	
SOLD 28.001 SHS ON 06/09/2016 AT 11.84	331.53	331.10	332.09	0.43
SOLD 90,234.579 SHS ON 06/29/2016 AT 11.94	1,077,400.87	1,066,990.32	1,077,400.87	10,410.55
SOLD .5 SHS ON 06/30/2016 AT 11.94 RESIDUAL SHARE CONV	5.97	5.91	5.99	0.06
PURCHASED 188.002 SHS ON 06/30/2016 AT 11.94 FOR REINVESTMENT	2,244.74	2,244.74	2,250.38	
TOTAL	1,202,514.46	1,193,209.85	1,202,464.88	9,304.61
DELAWARE FUNDS DIVERSIFIED INCOME				
PURCHASED 1,407.601 SHS ON 07/07/2015 AT 8.88	12,499.50	12,499.50	12,499.50	
PURCHASED 89.075 SHS ON 07/22/2015 AT 8.82 FOR REINVESTMENT	785.64	785.64	786.53	
SOLD 30.351 SHS ON 07/31/2015 AT 8.85	268.61	278.48	269.21	9.87-
PURCHASED 210.808 SHS ON 07/31/2015 AT 8.85	1,865.65	1,865.65	1,869.87	

TRUST EB FORMAT

Statement Period
Account Number

07/01/2015 through 06/30/2016
115150004910

Schedule Of Reportable Transactions

PLAN NUMBER :

EIN NUMBER : 95-2224338

DESCRIPTION	PURCH/SELL PRICE EXPENSE INCURRED	COST OF ASSET	VALUE OF ASSET ON TXN DATE	NET GAIN OR LOSS
SOLD 30.802 SHS ON 08/19/2015 AT 8.83	271.98	282.59	271.98	10.61-
PURCHASED 316.241 SHS ON 08/21/2015 AT 8.84 FOR REINVESTMENT	2,795.57	2,795.57	2,792.41	
SOLD 29.777 SHS ON 09/11/2015 AT 8.79	261.74	273.16	261.44	11.42-
PURCHASED 293.011 SHS ON 07/22/2015 AT 8.78 FOR REINVESTMENT	2,572.64	2,572.64	2,569.71	
PURCHASED 1,428.514 SHS ON 10/05/2015 AT 8.75	12,499.50	12,499.50	12,528.07	
SOLD 29.243 SHS ON 10/07/2015 AT 8.77	256.46	268.05	255.88	11.59-
PURCHASED 270.742 SHS ON 10/22/2015 AT 8.79 FOR REINVESTMENT	2,379.82	2,379.82	2,374.41	
SOLD 31.267 SHS ON 11/16/2015 AT 8.66	270.77	286.57	271.08	15.80-
PURCHASED 298.656 SHS ON 11/20/2015 AT 8.67 FOR REINVESTMENT	2,589.35	2,589.35	2,589.35	
SOLD 31.3 SHS ON 12/08/2015 AT 8.64	270.43	286.83	270.43	16.40-
PURCHASED 277.159 SHS ON 12/22/2015 AT 8.58 FOR REINVESTMENT	2,378.02	2,378.02	2,375.25	
SOLD 2,505.09 SHS ON 12/28/2015 AT 8.59	21,518.72	22,952.03	21,443.57	1,433.31-
PURCHASED 1,451.742 SHS ON 01/06/2016 AT 8.61	12,499.50	12,499.50	12,499.50	
SOLD 30.855 SHS ON 01/13/2016 AT 8.63	266.28	282.45	265.66	16.17-

TRUST EB FORMAT

Statement Period
Account Number

07/01/2015 through 06/30/2016
115150004910

Schedule Of Reportable Transactions

PLAN NUMBER :

EIN NUMBER : 95-2224338

DESCRIPTION	PURCH/SELL PRICE EXPENSE INCURRED	COST OF ASSET	VALUE OF ASSET ON TXN DATE	NET GAIN OR LOSS
PURCHASED 264.621 SHS ON 01/22/2016 AT 8.60 FOR REINVESTMENT	2,275.74	2,275.74	2,275.74	
SOLD 30.211 SHS ON 02/05/2016 AT 8.64	261.02	276.51	261.63	15.49-
PURCHASED 258.474 SHS ON 02/22/2016 AT 8.63 FOR REINVESTMENT	2,230.63	2,230.63	2,233.22	
SOLD 30.074 SHS ON 03/10/2016 AT 8.62	259.24	275.22	259.24	15.98-
PURCHASED 240.299 SHS ON 03/22/2016 AT 8.66 FOR REINVESTMENT	2,080.99	2,080.99	2,085.80	
SOLD 31.225 SHS ON 04/07/2016 AT 8.75	273.22	285.71	272.91	12.49-
PURCHASED 267.586 SHS ON 04/22/2016 AT 8.73 FOR REINVESTMENT	2,336.03	2,336.03	2,333.35	
SOLD 31.421 SHS ON 05/10/2016 AT 8.78	275.88	287.47	276.19	11.59-
PURCHASED 280.875 SHS ON 05/20/2016 AT 8.74 FOR REINVESTMENT	2,454.85	2,454.85	2,454.85	
SOLD 31.331 SHS ON 06/09/2016 AT 8.82	276.34	286.61	276.65	10.27-
PURCHASED 289.666 SHS ON 06/22/2016 AT 8.81 FOR REINVESTMENT	2,551.96	2,551.96	2,549.06	
SOLD 101,141.658 SHS ON 06/29/2016 AT 8.87	897,126.51	925,133.04	897,126.51	28,006.53-
SOLD .5 SHS ON 06/30/2016 AT 8.87 RESIDUAL SHARE CONV	4.44	4.57	4.45	0.13-
TOTAL	988,657.03	1,018,254.68	988,603.45	29,597.65-

TRUST EB FORMAT

Statement Period
Account Number

07/01/2015 through 06/30/2016
115150004910

Schedule Of Reportable Transactions

PLAN NUMBER:

EIN NUMBER: 95-2224338

DESCRIPTION	PURCH/SELL PRICE EXPENSE INCURRED	COST OF ASSET	VALUE OF ASSET ON TXN DATE	NET GAIN OR LOSS
GUGGENHEIM INVESTMENTS INVESTMENT GRADE BOND FUND				
PURCHASED 47,358.986 SHS ON 06/29/2016 AT 18.28	865,722.26	865,722.26	865,722.26	
TOTAL	865,722.26	865,722.26	865,722.26	
FRANKLIN TEMPLETON MUTUAL FDS. GLOBAL BOND FUND ADV CLASS				
PURCHASED 1,130.296 SHS ON 07/07/2015 AT 12.18	13,767.00	13,767.00	13,653.98	
PURCHASED 206.894 SHS ON 07/15/2015 AT 12.25 FOR REINVESTMENT	2,534.46	2,534.46	2,505.49	
SOLD 24.491 SHS ON 07/31/2015 AT 12.08	295.85	320.35	294.87	24.50-
PURCHASED 216.204 SHS ON 08/17/2015 AT 11.75 FOR REINVESTMENT	2,540.40	2,540.40	2,546.88	
SOLD 25.625 SHS ON 08/19/2015 AT 11.69	299.56	335.09	296.99	35.53-
SOLD 25.133 SHS ON 09/11/2015 AT 11.47	288.28	328.65	288.78	40.37-
PURCHASED 218.956 SHS ON 09/15/2015 AT 11.52 FOR REINVESTMENT	2,522.37	2,522.37	2,528.94	
PURCHASED 1,194.016 SHS ON 10/05/2015 AT 11.53	13,767.00	13,767.00	13,755.06	
SOLD 24.309 SHS ON 10/07/2015 AT 11.62	282.47	317.21	284.66	34.74-
PURCHASED 221.158 SHS ON 10/15/2015 AT 11.68 FOR REINVESTMENT	2,583.12	2,583.12	2,576.49	
SOLD 25.338 SHS ON 11/16/2015 AT 11.77	298.23	330.54	298.74	32.31-

TRUST EB FORMAT

Statement Period
Account Number

07/01/2015 through 06/30/2016
115150004910

Schedule Of Reportable Transactions

PLAN NUMBER :

EIN NUMBER : 95-2224338

DESCRIPTION	PURCH/SELL PRICE EXPENSE INCURRED	COST OF ASSET	VALUE OF ASSET ON TXN DATE	NET GAIN OR LOSS
PURCHASED 219.4 SHS ON 11/16/2015 AT 11.77 FOR REINVESTMENT	2,582.34	2,582.34	2,586.73	
SOLD 25.458 SHS ON 12/08/2015 AT 11.70	297.86	332.02	295.82	34.16-
PURCHASED 224.938 SHS ON 12/15/2015 AT 11.54 FOR REINVESTMENT	2,595.79	2,595.79	2,613.78	
PURCHASED 404.87 SHS ON 12/28/2015 AT 11.55	4,676.25	4,676.25	4,684.35	
PURCHASED 1,212.952 SHS ON 01/06/2016 AT 11.35	13,767.00	13,767.00	13,621.45	
SOLD 26.116 SHS ON 01/13/2016 AT 11.23	293.28	339.64	293.54	46.36-
PURCHASED 240.169 SHS ON 01/15/2016 AT 11.02 FOR REINVESTMENT	2,646.66	2,646.66	2,663.47	
SOLD 25.807 SHS ON 02/05/2016 AT 11.14	287.49	335.47	283.88	47.98-
PURCHASED 242.615 SHS ON 02/16/2016 AT 10.87 FOR REINVESTMENT	2,637.22	2,637.22	2,654.21	
SOLD 25.223 SHS ON 03/10/2016 AT 11.32	285.53	327.72	289.06	42.19-
PURCHASED 236.292 SHS ON 03/15/2016 AT 11.26 FOR REINVESTMENT	2,660.65	2,660.65	2,648.83	
SOLD 27.013 SHS ON 04/07/2016 AT 11.14	300.93	350.85	302.82	49.92-
PURCHASED 234.084 SHS ON 04/15/2016 AT 11.36 FOR REINVESTMENT	2,659.19	2,659.19	2,656.85	
SOLD 26.866 SHS ON 05/10/2016 AT 11.31	303.86	348.81	303.32	44.95-

TRUST EB FORMAT

Statement Period
Account Number

07/01/2015 through 06/30/2016
115150004910

Schedule Of Reportable Transactions

PLAN NUMBER:

EIN NUMBER: 95-2224338

DESCRIPTION	PURCH/SELL PRICE EXPENSE INCURRED	COST OF ASSET	VALUE OF ASSET ON TXN DATE	NET GAIN OR LOSS
PURCHASED 163.9 SHS ON 05/16/2016 AT 11.28 FOR REINVESTMENT	1,848.79	1,848.79	1,852.07	
SOLD 26.959 SHS ON 06/09/2016 AT 11.29	304.37	349.93	301.94	45.56-
PURCHASED 167.295 SHS ON 06/15/2016 AT 11.02 FOR REINVESTMENT	1,843.59	1,843.59	1,831.88	
SOLD 82,838.946 SHS ON 06/29/2016 AT 11.27	933,594.92	1,074,927.36	937,736.87	141,332.44-
SOLD .5 SHS ON 06/30/2016 AT 11.32	5.66	6.49	5.64	0.83-
TOTAL	1,012,770.12	1,154,581.96	1,016,657.39	141,811.84-
FRANKLIN TEMPLETON MUTUAL FDS. GLOBAL BOND R6				
PURCHASED 84,606.034 SHS ON 06/29/2016 AT 11.27	953,510.00	953,510.00	957,740.30	
TOTAL	953,510.00	953,510.00	957,740.30	
LEGG MASON WESTERN ASSET CORE PLUS BOND				
PURCHASED 228.478 SHS ON 07/01/2015 AT 11.51 FOR REINVESTMENT	2,629.78	2,629.78	2,641.21	
PURCHASED 1,297.189 SHS ON 07/07/2015 AT 11.56	14,995.50	14,995.50	15,008.48	
SOLD 27.78 SHS ON 07/31/2015 AT 11.60	322.25	309.29	323.08	12.96
PURCHASED 155.245 SHS ON 07/31/2015 AT 11.60 FOR REINVESTMENT	1,800.84	1,800.84	1,794.63	
SOLD 28.153 SHS ON 08/19/2015 AT 11.59	326.29	313.46	326.86	12.83
PURCHASED 92.733 SHS ON 08/21/2015 AT 11.60	1,075.70	1,075.70	1,073.85	

TRUST EB FORMAT

Statement Period
Account Number

07/01/2015 through 06/30/2016
115150004910

Schedule Of Reportable Transactions

PLAN NUMBER :

EIN NUMBER : 95-2224338

DESCRIPTION	PURCH/SELL PRICE EXPENSE INCURRED	COST OF ASSET	VALUE OF ASSET ON TXN DATE	NET GAIN OR LOSS
PURCHASED 236.064 SHS ON 08/31/2015 AT 11.52 FOR REINVESTMENT	2,719.46	2,719.46	2,714.74	
SOLD 27.233 SHS ON 09/11/2015 AT 11.53	314.00	303.26	313.72	10.74
PURCHASED 242.863 SHS ON 09/30/2015 AT 11.50 FOR REINVESTMENT	2,792.92	2,792.92	2,797.78	
PURCHASED 1,299.437 SHS ON 10/05/2015 AT 11.54	14,995.50	14,995.50	15,021.49	
SOLD 26.593 SHS ON 10/07/2015 AT 11.57	307.68	296.31	306.88	11.37
PURCHASED 258.742 SHS ON 10/30/2015 AT 11.57 FOR REINVESTMENT	2,993.64	2,993.64	2,993.64	
SOLD 28.297 SHS ON 11/16/2015 AT 11.48	324.85	315.33	325.42	9.52
PURCHASED 242.435 SHS ON 11/30/2015 AT 11.53 FOR REINVESTMENT	2,795.28	2,795.28	2,807.40	
SOLD 28.211 SHS ON 12/08/2015 AT 11.50	324.43	314.40	324.14	10.03
SOLD 4,638.928 SHS ON 12/28/2015 AT 11.46	53,162.11	51,699.15	52,930.17	1,462.96
PURCHASED 287.907 SHS ON 12/31/2015 AT 11.43 FOR REINVESTMENT	3,290.78	3,290.78	3,293.66	
PURCHASED 1,307.367 SHS ON 01/06/2016 AT 11.47	14,995.50	14,995.50	14,982.43	
SOLD 27.851 SHS ON 01/13/2016 AT 11.47	319.45	310.55	318.34	8.90
PURCHASED 232.079 SHS ON 01/29/2016 AT 11.48 FOR REINVESTMENT	2,664.27	2,664.27	2,657.30	

TRUST EB FORMAT

Statement Period
Account Number

07/01/2015 through 06/30/2016
115150004910

Schedule Of Reportable Transactions

PLAN NUMBER :

EIN NUMBER : 95-2224338

DESCRIPTION	PURCH/SELL PRICE EXPENSE INCURRED	COST OF ASSET	VALUE OF ASSET ON TXN DATE	NET GAIN OR LOSS
SOLD 27.421 SHS ON 02/05/2016 AT 11.42	313.15	305.77	313.15	7.38
PURCHASED 246.465 SHS ON 02/29/2016 AT 11.44 FOR REINVESTMENT	2,819.56	2,819.56	2,817.09	
SOLD 27.139 SHS ON 03/10/2016 AT 11.46	311.01	302.65	311.28	8.36
PURCHASED 266.611 SHS ON 03/31/2016 AT 11.63 FOR REINVESTMENT	3,100.69	3,100.69	3,098.02	
SOLD 28.184 SHS ON 04/07/2016 AT 11.63	327.78	314.35	327.78	13.43
PURCHASED 255.991 SHS ON 04/29/2016 AT 11.70 FOR REINVESTMENT	2,995.09	2,995.09	2,987.41	
SOLD 28.288 SHS ON 05/10/2016 AT 11.70	330.97	315.55	331.25	15.42
PURCHASED 250.702 SHS ON 05/31/2016 AT 11.65 FOR REINVESTMENT	2,920.68	2,920.68	2,918.17	
SOLD 28.167 SHS ON 06/09/2016 AT 11.77	331.53	314.24	331.53	17.29
SOLD 91,051.748 SHS ON 06/29/2016 AT 11.85	1,078,963.21	1,015,793.32	1,080,784.25	63,169.89
SOLD .5 SHS ON 06/30/2016 AT 11.87	5.94	5.58	5.95	0.36
PURCHASED 234.715 SHS ON 06/30/2016 AT 11.87 FOR REINVESTMENT	2,786.07	2,786.07	2,793.11	
TOTAL	1,218,355.91	1,153,584.47	1,219,974.21	64,771.44
LEGG MASON CORE PLUS BOND IS				
PURCHASED 87,645.283 SHS ON 06/29/2016 AT 11.85	1,038,596.60	1,038,596.60	1,040,349.51	

TRUST EB FORMAT

Statement Period
Account Number

07/01/2015 through 06/30/2016
115150004910

Schedule Of Reportable Transactions

PLAN NUMBER :

EIN NUMBER : 95-2224338

DESCRIPTION	PURCH/SELL PRICE EXPENSE INCURRED	COST OF ASSET	VALUE OF ASSET ON TXN DATE	NET GAIN OR LOSS
PURCHASED 8.339 SHS ON 06/30/2016 AT 11.87 FOR REINVESTMENT	98.98	98.98	99.48	
TOTAL	1,038,695.58	1,038,695.58	1,040,448.99	
TOTAL MUTUAL FUND - FIXED INCOME	8,318,821.95	8,416,155.39	8,330,208.07	97,333.44-
MUTUAL FUND - DOMESTIC EQUITY				
UNDISCOVERED MANAGERS BEHAVIORAL VALUE INST				
PURCHASED 12,153.63 SHS ON 12/28/2015 AT 55.59	675,620.29	675,620.29	682,183.25	
PURCHASED 184.947 SHS ON 01/06/2016 AT 54.09	10,003.76	10,003.76	9,733.76	
SOLD 4.231 SHS ON 01/13/2016 AT 50.37	213.11	235.11	215.61	22.00-
SOLD 4.09 SHS ON 02/05/2016 AT 51.08	208.91	227.27	206.14	18.36-
SOLD 3.787 SHS ON 03/10/2016 AT 54.79	207.48	210.43	211.88	2.95-
SOLD 3.894 SHS ON 04/07/2016 AT 56.15	218.67	216.38	219.93	2.29
SOLD 3.793 SHS ON 05/10/2016 AT 58.21	220.80	210.77	218.44	10.03
SOLD 3.685 SHS ON 06/09/2016 AT 60.02	221.17	204.77	217.93	16.40
SOLD 12,314.597 SHS ON 06/29/2016 AT 56.62	697,252.48	684,291.54	707,350.45	12,960.94
SOLD .5 SHS ON 06/30/2016 AT 57.44	28.72	27.78	28.72	0.94
TOTAL	1,384,195.39	1,371,248.10	1,400,586.11	12,947.29
TOTAL MUTUAL FUND - DOMESTIC EQUITY	1,384,195.39	1,371,248.10	1,400,586.11	12,947.29

TRUST EB FORMAT

Statement Period 07/01/2015 through 06/30/2016
Account Number 115150004910

Schedule Of Reportable Transactions

PLAN NUMBER:

EIN NUMBER: 95-2224338

DESCRIPTION	PURCH/SELL PRICE EXPENSE INCURRED	COST OF ASSET	VALUE OF ASSET ON TXN DATE	NET GAIN OR LOSS
MUTUAL FUND - INTERNATIONAL EQUITY				
BRANDES FUNDS INTERNATIONAL EQUITY - R6				
PURCHASED 58,293.76 SHS ON 06/29/2016 AT 14.85	865,662.33	865,662.33	862,747.65	
PURCHASED 760.957 SHS ON 06/30/2016 AT 14.80 FOR REINVESTMENT	11,262.17	11,262.17	11,041.49	
TOTAL	876,924.50	876,924.50	873,789.14	
BRANDES FUNDS INSTITUTIONAL INTERNATIONAL EQ				
PURCHASED 440.661 SHS ON 07/01/2015 AT 17.00 FOR REINVESTMENT	7,491.24	7,491.24	7,337.01	
PURCHASED 750.668 SHS ON 07/07/2015 AT 16.65	12,498.63	12,498.63	12,273.42	
SOLD 15.809 SHS ON 07/31/2015 AT 16.99	268.59	246.22	267.80	22.37
SOLD 16.502 SHS ON 08/19/2015 AT 16.48	271.96	257.01	267.66	14.95
SOLD 16.777 SHS ON 09/11/2015 AT 15.60	261.72	261.30	260.21	0.42
PURCHASED 301.288 SHS ON 09/30/2015 AT 14.92 FOR REINVESTMENT	4,495.21	4,495.21	4,561.50	
PURCHASED 808.45 SHS ON 10/05/2015 AT 15.46	12,498.63	12,498.63	12,611.82	
SOLD 16.241 SHS ON 10/07/2015 AT 15.79	256.45	252.86	258.88	3.59
SOLD 17.29 SHS ON 11/16/2015 AT 15.66	270.76	269.19	272.14	1.57
SOLD 17.662 SHS ON 12/08/2015 AT 15.31	270.41	274.98	270.58	4.57-

TRUST EB FORMAT

Statement Period
Account Number

07/01/2015 through 06/30/2016
115150004910

Schedule Of Reportable Transactions

PLAN NUMBER :

EIN NUMBER : 95-2224338

DESCRIPTION	PURCH/SELL PRICE EXPENSE INCURRED	COST OF ASSET	VALUE OF ASSET ON TXN DATE	NET GAIN OR LOSS
PURCHASED 4,448.611 SHS ON 12/28/2015 AT 15.39	68,464.12	68,464.12	68,953.47	
PURCHASED 249.524 SHS ON 12/31/2015 AT 15.14 FOR REINVESTMENT	3,777.80	3,777.80	3,705.43	
PURCHASED 853.732 SHS ON 01/06/2016 AT 14.64	12,498.63	12,498.63	12,285.20	
SOLD 18.738 SHS ON 01/13/2016 AT 14.21	266.26	291.16	268.52	24.90-
SOLD 18.432 SHS ON 02/05/2016 AT 14.16	261.00	286.41	255.84	25.41-
SOLD 17.339 SHS ON 03/10/2016 AT 14.95	259.22	269.43	264.94	10.21-
PURCHASED 192.073 SHS ON 03/31/2016 AT 15.29 FOR REINVESTMENT	2,936.80	2,936.80	2,884.94	
SOLD 18.459 SHS ON 04/07/2016 AT 14.80	273.20	286.81	278.55	13.61-
SOLD 17.855 SHS ON 05/10/2016 AT 15.45	275.86	277.43	273.90	1.57-
SOLD 17.793 SHS ON 06/09/2016 AT 15.53	276.33	276.46	269.03	0.13-
SOLD 56,034.513 SHS ON 06/29/2016 AT 14.83	830,991.83	870,654.60	828,190.10	39,662.77-
SOLD .5 SHS ON 06/30/2016 AT 14.78	7.39	7.77	7.43	0.38-
TOTAL	958,872.04	998,572.69	956,018.37	39,700.65-
TOTAL MUTUAL FUND - INTERNATIONAL EQUITY	1,835,796.54	1,875,497.19	1,829,807.51	39,700.65-

TRUST EB FORMAT

Statement Period
Account Number

07/01/2015 through 06/30/2016
115150004910

Schedule Of Reportable Transactions

PLAN NUMBER :

EIN NUMBER : 95-2224338

DESCRIPTION	PURCH/SELL PRICE EXPENSE INCURRED	COST OF ASSET	VALUE OF ASSET ON TXN DATE	NET GAIN OR LOSS
MUTUAL FUND - REAL ESTATE				
COHEN AND STEERS REAL ESTATE SECURITIES CLASS I				
PURCHASED 1,804.134 SHS ON 07/01/2015 AT 13.46 FOR REINVESTMENT	3,886.81	3,886.81	25,275.92	
PURCHASED 288.767 SHS ON 07/01/2015 AT 13.46 FOR REINVESTMENT	65,861.80	65,861.80	4,045.63	
PURCHASED 4,893.15 SHS ON 07/01/2015 AT 13.46 FOR REINVESTMENT	24,283.64	24,283.64	68,553.03	
PURCHASED 624.586 SHS ON 07/07/2015 AT 14.01	8,750.45	8,750.45	8,725.47	
SOLD 13.169 SHS ON 07/31/2015 AT 14.28	188.05	199.40	188.84	11.35-
SOLD 13.059 SHS ON 08/19/2015 AT 14.58	190.40	197.73	188.83	7.33-
SOLD 13.573 SHS ON 09/11/2015 AT 13.50	183.23	205.51	183.24	22.28-
PURCHASED 237.388 SHS ON 09/30/2015 AT 13.84 FOR REINVESTMENT	3,285.45	3,285.45	3,337.68	
PURCHASED 612.777 SHS ON 10/05/2015 AT 14.28	8,750.45	8,750.45	8,725.94	
SOLD 12.459 SHS ON 10/07/2015 AT 14.41	179.54	188.41	181.03	8.87-
SOLD 13.237 SHS ON 11/16/2015 AT 14.32	189.56	200.17	190.22	10.61-
SOLD 12.958 SHS ON 12/08/2015 AT 14.61	189.32	195.96	188.41	6.64-
PURCHASED 368.321 SHS ON 12/10/2015 AT 13.99 FOR REINVESTMENT	5,152.81	5,152.81	5,174.91	

TRUST EB FORMAT

Statement Period
Account Number

07/01/2015 through 06/30/2016
115150004910

Schedule Of Reportable Transactions

PLAN NUMBER :

EIN NUMBER : 95-2224338

DESCRIPTION	PURCH/SELL PRICE EXPENSE INCURRED	COST OF ASSET	VALUE OF ASSET ON TXN DATE	NET GAIN OR LOSS
PURCHASED 317.953 SHS ON 12/10/2015 AT 13.99 FOR REINVESTMENT	4,448.16	4,448.16	4,467.24	
PURCHASED 689.422 SHS ON 12/10/2015 AT 13.99 FOR REINVESTMENT	9,645.01	9,645.01	9,686.38	
SOLD 4,716.037 SHS ON 12/28/2015 AT 14.52	68,476.86	71,155.94	69,184.26	2,679.08-
PURCHASED 602.648 SHS ON 01/06/2016 AT 14.52	8,750.45	8,750.45	8,587.73	
SOLD 13.449 SHS ON 01/13/2016 AT 13.86	186.41	202.81	185.73	16.40-
SOLD 13.436 SHS ON 02/05/2016 AT 13.60	182.73	202.61	176.55	19.88-
SOLD 12.781 SHS ON 03/10/2016 AT 14.20	181.49	192.73	185.71	11.24-
PURCHASED 234.857 SHS ON 03/31/2016 AT 15.11 FOR REINVESTMENT	3,548.69	3,548.69	3,548.69	
SOLD 12.751 SHS ON 04/07/2016 AT 15.00	191.27	192.28	192.41	1.01-
SOLD 12.42 SHS ON 05/10/2016 AT 15.55	193.13	187.29	189.16	5.84
SOLD 12.636 SHS ON 06/09/2016 AT 15.31	193.46	190.55	192.45	2.91
SOLD 41,460.336 SHS ON 06/29/2016 AT 15.91	659,633.95	625,220.30	653,414.90	34,413.65
SOLD .5 SHS ON 06/30/2016 AT 15.76	7.88	7.54	7.89	0.34
PURCHASED .003 SHS ON 06/30/2016 AT 15.76 FOR REINVESTMENT	0.04	0.04	0.05	
PURCHASED .007 SHS ON 06/30/2016 AT 15.76 FOR REINVESTMENT	0.11	0.11	0.11	

TRUST EB FORMAT

Statement Period
Account Number

07/01/2015 through 06/30/2016
115150004910

Schedule Of Reportable Transactions

PLAN NUMBER:

EIN NUMBER: 95-2224338

DESCRIPTION	PURCH/SELL PRICE EXPENSE INCURRED	COST OF ASSET	VALUE OF ASSET ON TXN DATE	NET GAIN OR LOSS
TOTAL	876,731.15	845,103.10	874,978.41	31,628.05
TOTAL MUTUAL FUND - REAL ESTATE	876,731.15	845,103.10	874,978.41	31,628.05
TOTAL SECURITY TRANSACTIONS EXCEEDING 5%		12,508,003.78		

TRUST EB FORMAT

Statement Period 07/01/2015 through 06/30/2016
Account Number 115150004910

Schedule Of Reportable Transactions

PLAN NUMBER:

EIN NUMBER: 95-2224338

DESCRIPTION	PURCH/SELL PRICE EXPENSE INCURRED	COST OF ASSET	VALUE OF ASSET ON TXN DATE	NET GAIN OR LOSS
BEGINNING MARKET VALUE:	17,035,356.54			
SINGLE TRANSACTIONS EXCEEDING 5%:				
06/30/2016 SOLD 101,141.658 SHS DELAWARE FUNDS DIVERSIFIED INCOME ON 06/29/2016 AT 8.87		925,133.04		
06/30/2016 SOLD 90,234.579 SHS BLACKROCK TOTAL RETURN ON 06/29/2016 AT 11.94		1,066,990.32		
06/30/2016 PURCHASED 84,606.034 SHS FRANKLIN TEMPLETON MUTUAL FDS. GLOBAL BOND R6 ON 06/29/2016 AT 11.27		953,510.00		
06/30/2016 PURCHASED 87,645.283 SHS LEGG MASON CORE PLUS BOND IS ON 06/29/2016 AT 11.85		1,038,596.60		
06/30/2016 SOLD 91,051.748 SHS LEGG MASON WESTERN ASSET CORE PLUS BOND ON 06/29/2016 AT 11.85		1,015,793.32		
06/30/2016 SOLD 82,838.946 SHS FRANKLIN TEMPLETON MUTUAL FDS. GLOBAL BOND FUND ADV CLASS ON 06/29/2016 AT 11.27		1,074,927.36		
06/30/2016 PURCHASED 58,293.76 SHS BRANDES FUNDS INTERNATIONAL EQUITY - R6 ON 06/29/2016 AT 14.85		865,662.33		
06/30/2016 PURCHASED 86,984.639 SHS BLACKROCK TOTAL RETURN - K ON 06/29/2016 AT 11.94		1,038,596.59		
06/30/2016 PURCHASED 47,358.986 SHS GUGGENHEIM INVESTMENTS INVESTMENT GRADE BOND FUND ON 06/29/2016 AT 18.28		865,722.26		
TOTAL SINGLE TRANSACTIONS EXCEEDING 5%		8,844,931.82		

TRUST EB FORMAT

Statement Period
Account Number

07/01/2015 through 06/30/2016
115150004910

Balance Sheet

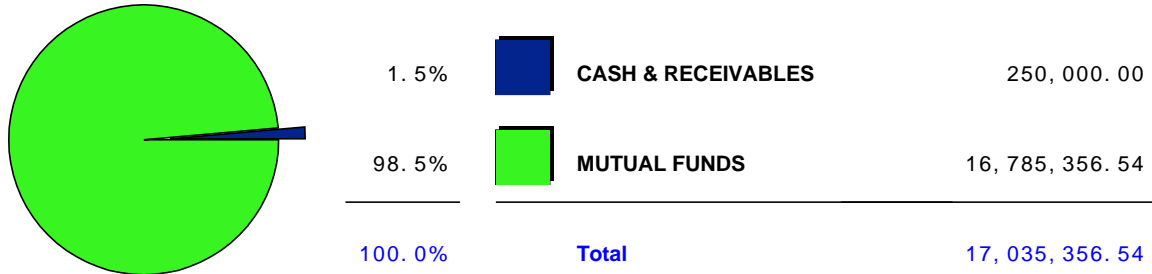
	AS OF 07/01/2015		AS OF 06/30/2016	
	AVG COST VALUE	MARKET VALUE	AVG COST VALUE	MARKET VALUE
A S S E T S				
CASH	250,000.00	250,000.00	35,039.34	35,039.34
DUE FROM BROKERS	0.00	0.00	90.02	90.02
TOTAL CASH & RECEIVABLES	250,000.00	250,000.00	35,129.36	35,129.36
MUTUAL FUNDS				
MUTUAL FUND - BALANCED	2,858,637.45	2,884,993.50	0.00	0.00
MUTUAL FUND - FIXED INCOME	5,291,699.96	5,187,113.44	6,783,334.19	6,779,363.06
MUTUAL FUND - DOMESTIC EQUITY	5,129,931.86	5,256,240.86	5,099,563.36	4,977,823.92
MUTUAL FUND - INTERNATIONAL EQUI	2,943,668.49	2,977,041.32	4,768,330.46	4,592,789.46
MUTUAL FUND - REAL ESTATE	552,375.51	479,967.42	1,173,098.72	1,232,456.11
TOTAL MUTUAL FUNDS	16,776,313.27	16,785,356.54	17,824,326.73	17,582,432.55
TOTAL HOLDINGS	16,776,313.27	16,785,356.54	17,824,326.73	17,582,432.55
TOTAL ASSETS	17,026,313.27	17,035,356.54	17,859,456.09	17,617,561.91
L I A B I L I T I E S				
DUE TO BROKERS	0.00	0.00	35,039.05	35,039.05
TOTAL LIABILITIES	0.00	0.00	35,039.05	35,039.05
TOTAL NET ASSET VALUE	17,026,313.27	17,035,356.54	17,824,417.04	17,582,522.86

TRUST EB FORMAT

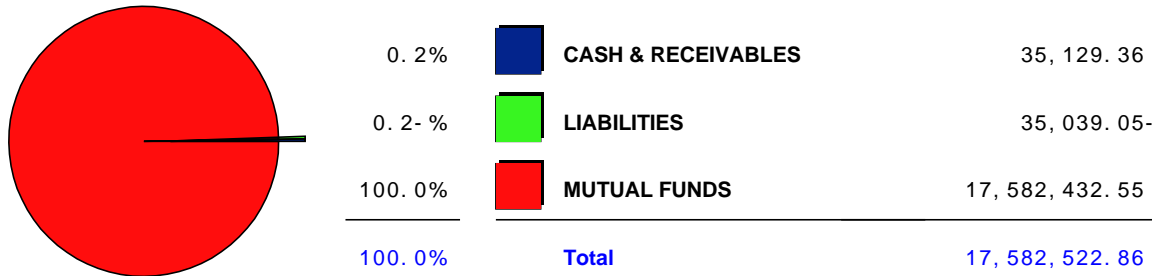
Statement Period
Account Number

07/01/2015 through 06/30/2016
115150004910

Beginning Market Allocation



Ending Market Allocation



TRUST EB FORMAT

Statement Period
Account Number

07/01/2015 through 06/30/2016
115150004910

Schedule Of Prior Period Trades Settled

DATE	DESCRIPTION	DUE FROM BROKERS	DUE TO BROKERS
07/01/2015	RECEIVED 46,331.661 SHS ALGER FUNDS SPECTRA Z EFFECTIVE 06/30/2015		
07/01/2015	RECEIVED 48,198.903 SHS BRANDES FUNDS INSTITUTIONAL INTERNATIONAL EQ EFFECTIVE 06/30/2015		
07/01/2015	RECEIVED 31,442.94 SHS BRANDES FUNDS INTERNATIONAL SMALL CAP EQUITY EFFECTIVE 06/30/2015		
07/01/2015	RECEIVED 40,947.985 SHS BRANDES FUNDS EMERGING MARKETS FUND CLASS I EFFECTIVE 06/30/2015		
07/01/2015	RECEIVED 35,658.798 SHS COHEN AND STEERS REAL ESTATE SECURITIES CLASS I EFFECTIVE 06/30/2015		
07/01/2015	RECEIVED 96,370.035 SHS DELAWARE FUNDS DIVERSIFIED INCOME EFFECTIVE 06/30/2015		
07/01/2015	RECEIVED 24,849.765 SHS OAKMARK SELECT EFFECTIVE 06/30/2015		
07/01/2015	RECEIVED 22,483.007 SHS HARTFORD FUNDS MIDCAP CLASS Y EFFECTIVE 06/30/2015		
07/01/2015	RECEIVED 48,524.475 SHS LEGG MASON BW GLOBAL OPPORTUNITIES BOND IS EFFECTIVE 06/30/2015		
07/01/2015	RECEIVED 13,180.47 SHS AMERICAN FUNDS NEW PERSPECTIVE F2 EFFECTIVE 06/30/2015		
07/01/2015	RECEIVED 6,127.492 SHS AMERICAN FUNDS NEW WORLD F2 EFFECTIVE 06/30/2015		
07/01/2015	RECEIVED 23,969.253 SHS PRUDENTIAL FUNDS GLOBAL REAL ESTATE CL Q EFFECTIVE 06/30/2015		

TRUST EB FORMAT

Statement Period
Account Number

07/01/2015 through 06/30/2016
115150004910

Schedule Of Prior Period Trades Settled

DATE	DESCRIPTION	DUE FROM BROKERS	DUE TO BROKERS
07/01/2015	RECEIVED 30,166.101 SHS ROYCE FUNDS SPECIAL EQUITY EFFECTIVE 06/30/2015		
07/01/2015	RECEIVED 76,613.745 SHS FRANKLIN TEMPLETON MUTUAL FDS. GLOBAL BOND FUND ADV CLASS EFFECTIVE 06/30/2015		
07/01/2015	RECEIVED 39,239.124 SHS THORNBURG INVESTMENT INCOME BUILDER I EFFECTIVE 06/30/2015		
07/01/2015	RECEIVED 19,470.481 SHS VANGUARD GROUP MID CAP INDEX FUND EFFECTIVE 06/30/2015		
07/01/2015	RECEIVED 89,124.185 SHS LEGG MASON WESTERN ASSET CORE PLUS BOND EFFECTIVE 06/30/2015		
07/01/2015	RECEIVED 87,297.508 SHS BLACKROCK TOTAL RETURN EFFECTIVE 06/30/2015		
07/01/2015	RECEIVED 42,371.256 SHS BLACKROCK STRATEGIC INCOME FUND EFFECTIVE 06/30/2015		
07/01/2015	RECEIVED 37,889.127 SHS COLUMBIA CONTRARIAN CORE EFFECTIVE 06/30/2015		
07/01/2015	RECEIVED 41,039.822 SHS HARTFORD WORLD BOND I EFFECTIVE 06/30/2015		
07/01/2015	RECEIVED 43,421.621 SHS HARTFORD HARTFORD INTERNATIONAL VALUE INSTL EFFECTIVE 06/30/2015		
07/01/2015	RECEIVED 25,587.96 SHS CLEARBRIDGE INTERNATIONAL SMALL CAP I EFFECTIVE 06/30/2015		
07/01/2015	RECEIVED 40,732.606 SHS LEGG MASON BW ALTERNATIVE CREDIT EFFECTIVE 06/30/2015		

TRUST EB FORMAT

Statement Period
Account Number

07/01/2015 through 06/30/2016
115150004910

Schedule Of Prior Period Trades Settled

DATE	DESCRIPTION	DUE FROM BROKERS	DUE TO BROKERS
07/01/2015	RECEIVED 71,909.724 SHS PRUDENTIAL FUNDS TOTAL RETURN BOND CL Q EFFECTIVE 06/30/2015		
07/01/2015	RECEIVED 40,559 SHS HARTFORD WORLD BOND I EFFECTIVE 06/30/2015		
	TOTAL PRIOR PERIOD TRADES SETTLED		
	NET RECEIVABLE/PAYABLE	0.00	

TRUST EB FORMAT

Statement Period
Account Number

07/01/2015 through 06/30/2016
115150004910

Schedule Of Pending Trades End Of Period

DATE	DESCRIPTION	DUE FROM BROKERS	DUE TO BROKERS
07/01/2016	SOLD .5 SHS BLACKROCK STRATEGIC INCOME FUND ON 06/30/2016 AT 9.72	4.86	
07/01/2016	SOLD .5 SHS BRANDES FUNDS INSTITUTIONAL INTERNATIONAL EQ ON 06/30/2016 AT 14.78	7.39	
07/01/2016	SOLD .5 SHS COHEN AND STEERS REAL ESTATE SECURITIES CLASS I ON 06/30/2016 AT 15.76	7.88	
07/01/2016	SOLD .5 SHS HARTFORD WORLD BOND I ON 06/30/2016 AT 10.38	5.19	
07/01/2016	SOLD .5 SHS HARTFORD HARTFORD INTERNATIONAL VALUE INSTL ON 06/30/2016 AT 13.32	6.66	
07/01/2016	SOLD .5 SHS CLEARBRIDGE INTERNATIONAL SMALL CAP I ON 06/30/2016 AT 14.62	7.31	
07/01/2016	SOLD .5 SHS FRANKLIN TEMPLETON MUTUAL FDS. GLOBAL BOND FUND ADV CLASS ON 06/30/2016 AT 11.32	5.66	
07/01/2016	SOLD .5 SHS UNDISCOVERED MANAGERS BEHAVIORAL VALUE INST ON 06/30/2016 AT 57.44	28.72	
07/01/2016	SOLD .5 SHS LEGG MASON WESTERN ASSET CORE PLUS BOND ON 06/30/2016 AT 11.87	5.94	
07/01/2016	SOLD .5 SHS BLACKROCK TOTAL RETURN ON 06/30/2016 AT 11.94 RESIDUAL SHARE CONV	5.97	
07/01/2016	SOLD .5 SHS DELAWARE FUNDS DIVERSIFIED INCOME ON 06/30/2016 AT 8.87 RESIDUAL SHARE CONV	4.44	
07/01/2016	PURCHASED 188.002 SHS BLACKROCK TOTAL RETURN ON 06/30/2016 AT 11.94 FOR REINVESTMENT		2,244.74

TRUST EB FORMAT

Statement Period
Account Number

07/01/2015 through 06/30/2016
115150004910

Schedule Of Pending Trades End Of Period

DATE	DESCRIPTION	DUE FROM BROKERS	DUE TO BROKERS
07/01/2016	PURCHASED 110.016 SHS BLACKROCK STRATEGIC INCOME FUND ON 06/30/2016 AT 9.72 FOR REINVESTMENT		1,069.36
07/01/2016	PURCHASED 176.678 SHS PRUDENTIAL FUNDS TOTAL RETURN BOND CL Q ON 06/30/2016 AT 14.70 FOR REINVESTMENT		2,597.17
07/01/2016	PURCHASED 234.715 SHS LEGG MASON WESTERN ASSET CORE PLUS BOND ON 06/30/2016 AT 11.87 FOR REINVESTMENT		2,786.07
07/05/2016	PURCHASED 760.957 SHS BRANDES FUNDS INTERNATIONAL EQUITY - R6 ON 06/30/2016 AT 14.80 FOR REINVESTMENT		11,262.17
07/05/2016	PURCHASED 76.776 SHS BRANDES FUNDS INTERNATIONAL SMALL CAP EQUITY ON 06/30/2016 AT 12.79 FOR REINVESTMENT		981.96
07/05/2016	PURCHASED 342.222 SHS BRANDES FUNDS EMERGING MARKETS FUND CLASS I ON 06/30/2016 AT 7.40 FOR REINVESTMENT		2,532.44
07/05/2016	PURCHASED .003 SHS COHEN AND STEERS REAL ESTATE SECURITIES CLASS I ON 06/30/2016 AT 15.76 FOR REINVESTMENT		0.04
07/05/2016	PURCHASED .007 SHS COHEN AND STEERS REAL ESTATE SECURITIES CLASS I ON 06/30/2016 AT 15.76 FOR REINVESTMENT		0.11
07/05/2016	PURCHASED 215.119 SHS COHEN AND STEERS REAL ESTATE SECURITIES - Z ON 06/30/2016 AT 15.76 FOR REINVESTMENT		3,390.28

TRUST EB FORMAT

Statement Period
Account Number

07/01/2015 through 06/30/2016
115150004910

Schedule Of Pending Trades End Of Period

DATE	DESCRIPTION	DUE FROM BROKERS	DUE TO BROKERS
07/05/2016	PURCHASED 512.419 SHS COHEN AND STEERS REAL ESTATE SECURITIES - Z ON 06/30/2016 AT 15.76 FOR REINVESTMENT		8,075.73
07/07/2016	DELIVERED .01 SHS COHEN AND STEERS REAL ESTATE SECURITIES CLASS I TRADE DATE 06/30/2016		
07/07/2016	PURCHASED 8.339 SHS LEGG MASON CORE PLUS BOND IS ON 06/30/2016 AT 11.87 FOR REINVESTMENT		98.98
	TOTAL PENDING TRADES END OF PERIOD	90.02	35,039.05
	NET RECEIVABLE/PAYABLE		34,949.03-