



VENTURA COUNTY COMMUNITY COLLEGE DISTRICT **POLICE DEPARTMENT**

CLERY CRIME STATISTICS

2018 – 2020

These Clery Crime Statistics include the number of all Clery reportable offenses by college, without regard to the findings of a court, coroner, jury, or prosecutor. It is not necessary for the crimes to have been investigated by the VCCCD Police Department, any outside agency, or a campus security authority, nor must a finding of guilt or responsibility be made for the crime to be included in this report. If a crime is alleged, even if it has not been proven or investigated, it is reflected in these statistics.

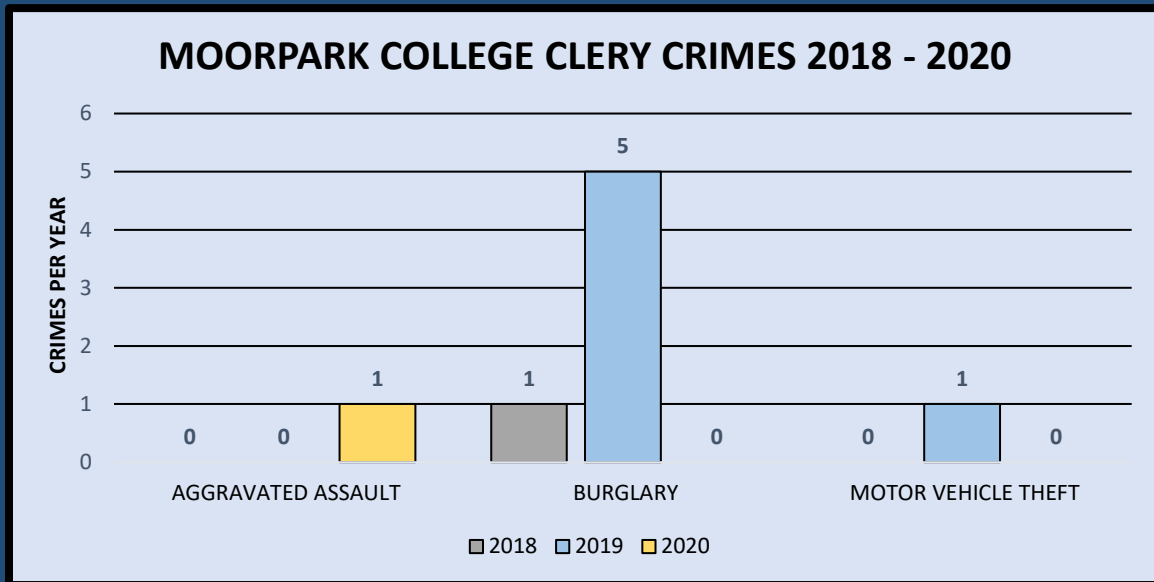
These Clery Crime Statistics only provide information for crimes that have been reported on-campus, on public property as defined by the Clery Act, and on non-campus property owned or controlled by the VCCCD in the 2021 Annual Security Report. Additionally, these statistics include crimes reported to outside agencies. These Clery Crime Statistics differ from the VCCCD Police Department's overall crime statistics, which are reported following the Federal Bureau of Investigation's Uniform Crime Reporting guidelines.

For crime information not reflected in these statistics, please contact the Police Services office by phone at **(805) 652-7752** or by email at **dist-pd@vcccd.edu**.

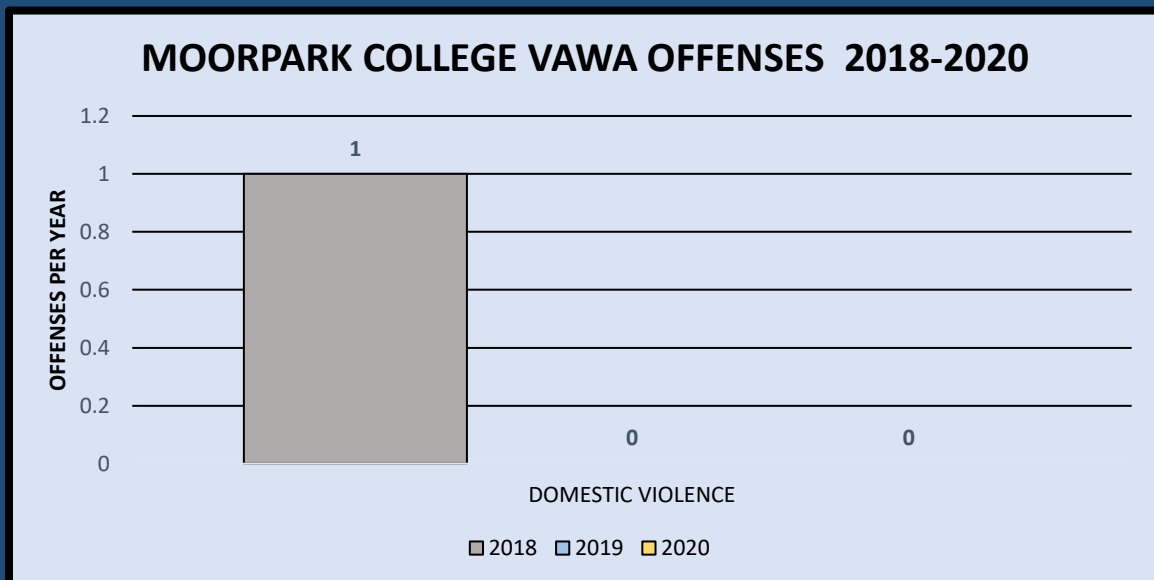


VENTURA COUNTY COMMUNITY COLLEGE DISTRICT
POLICE DEPARTMENT
 2018 – 2020 CLERY CRIME STATISTICS

MOORPARK COLLEGE



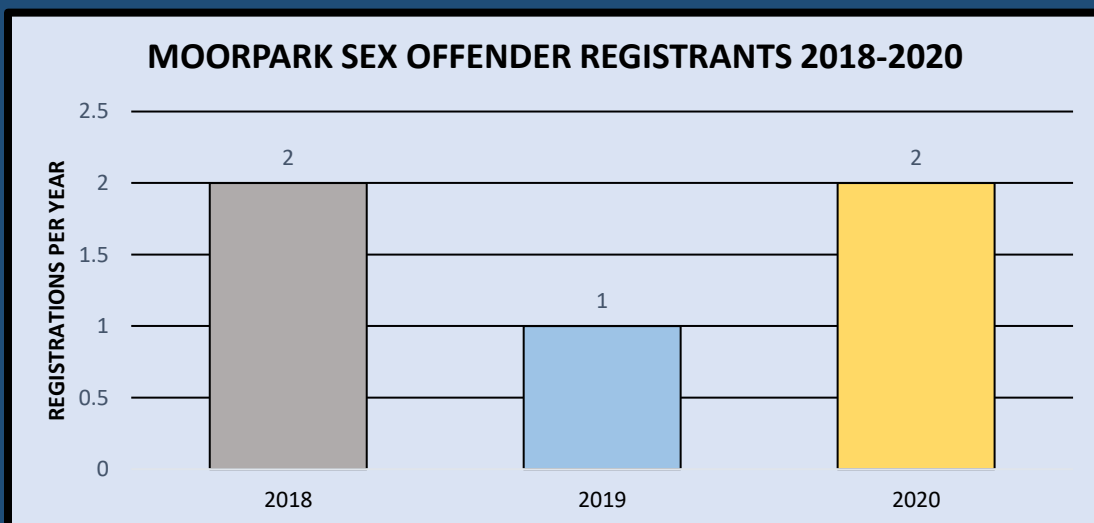
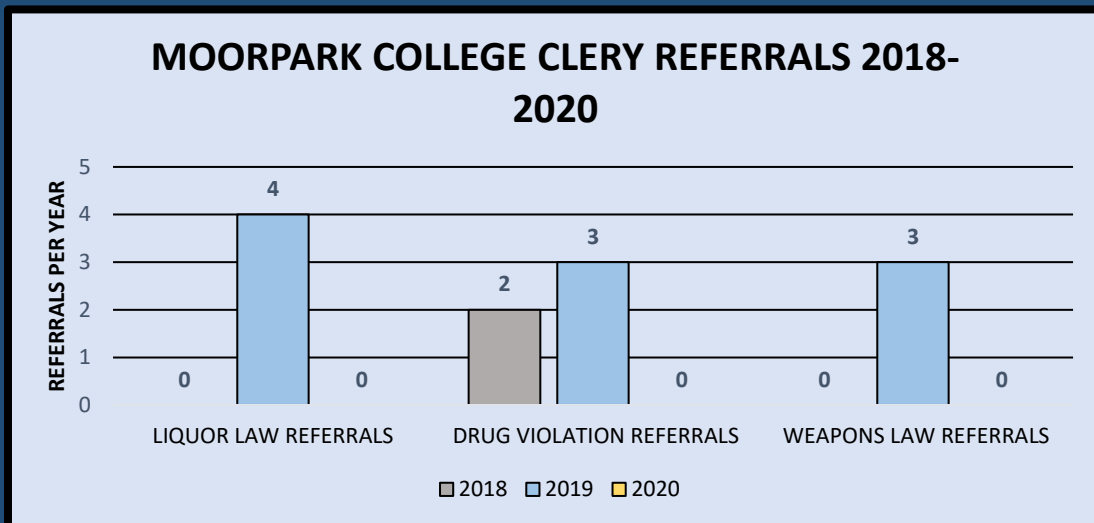
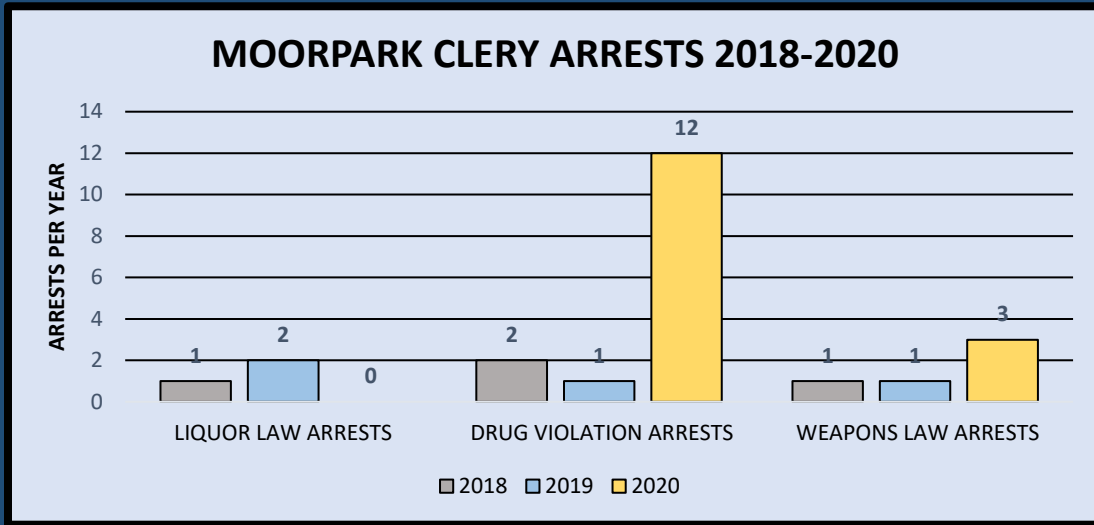
Data for the crimes of murder, manslaughter, rape, fondling, incest, statutory rape, robbery, and arson have been omitted due to no reports of these crimes during the 2018 – 2020 period. See the 2021 Annual Security Report for a complete table of crimes.



Data for the offenses of dating violence and stalking have been omitted due to no reports of these offenses during the 2018 – 2020 period. See the 2021 Annual Security Report for a complete table of offenses.



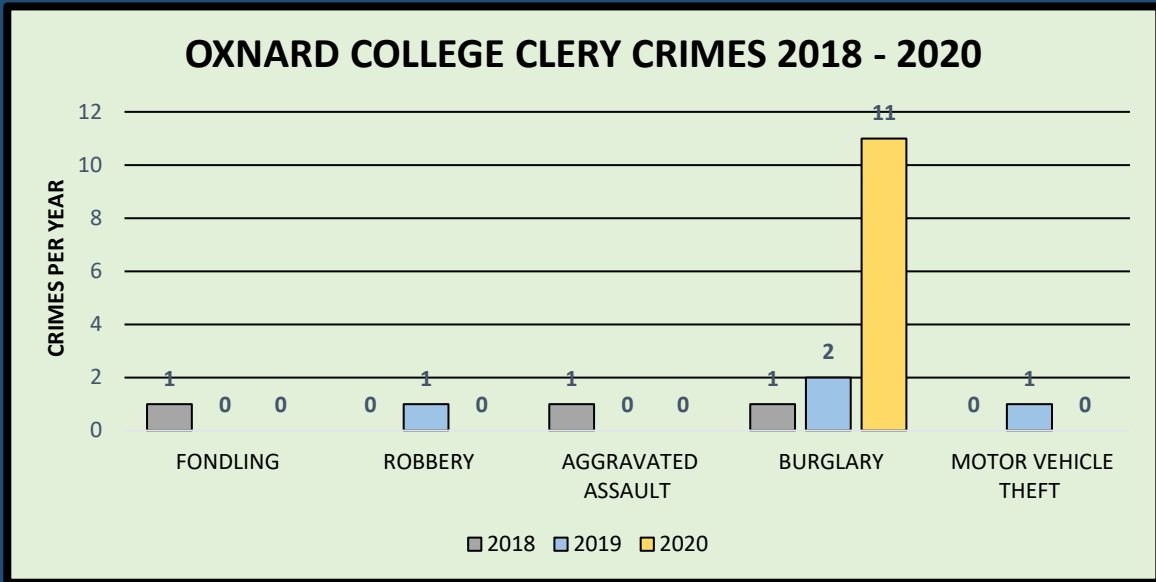
VENTURA COUNTY COMMUNITY COLLEGE DISTRICT
POLICE DEPARTMENT
 2018 – 2020 CLERY CRIME STATISTICS



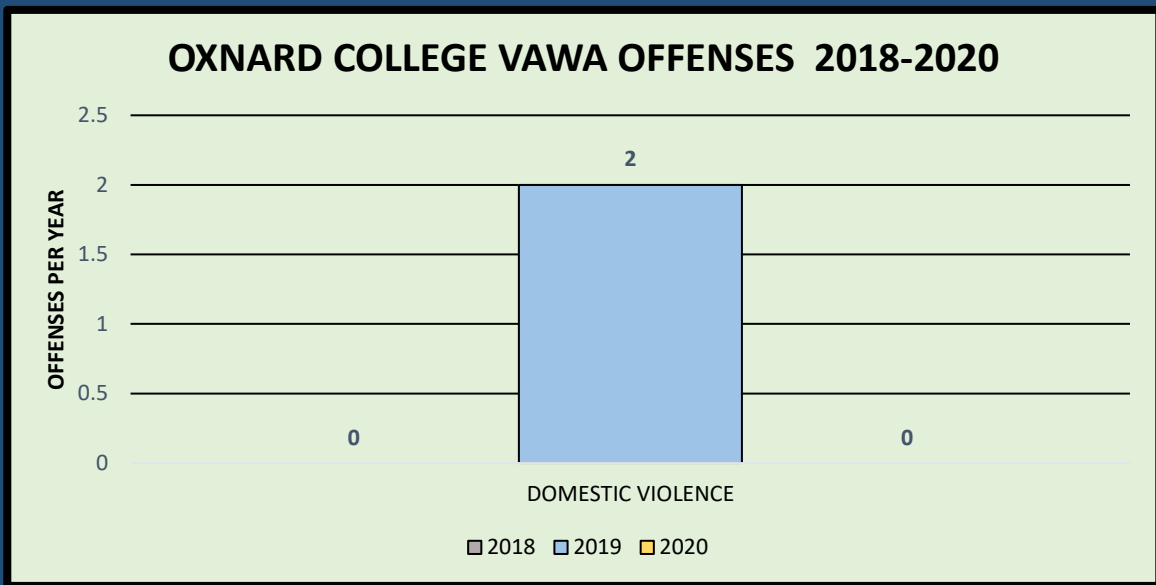


VENTURA COUNTY COMMUNITY COLLEGE DISTRICT
POLICE DEPARTMENT
 2018 – 2020 CLERY CRIME STATISTICS

OXNARD COLLEGE



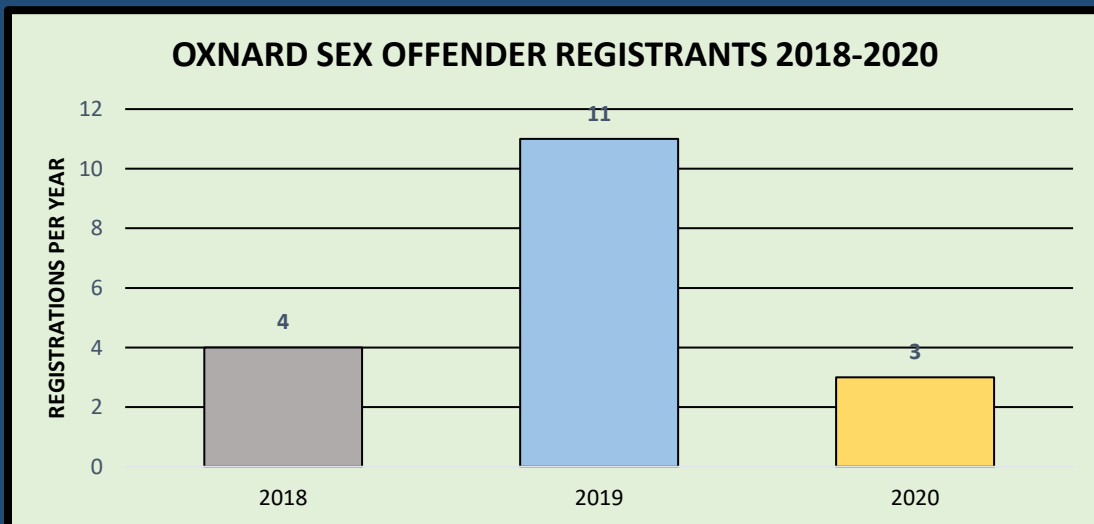
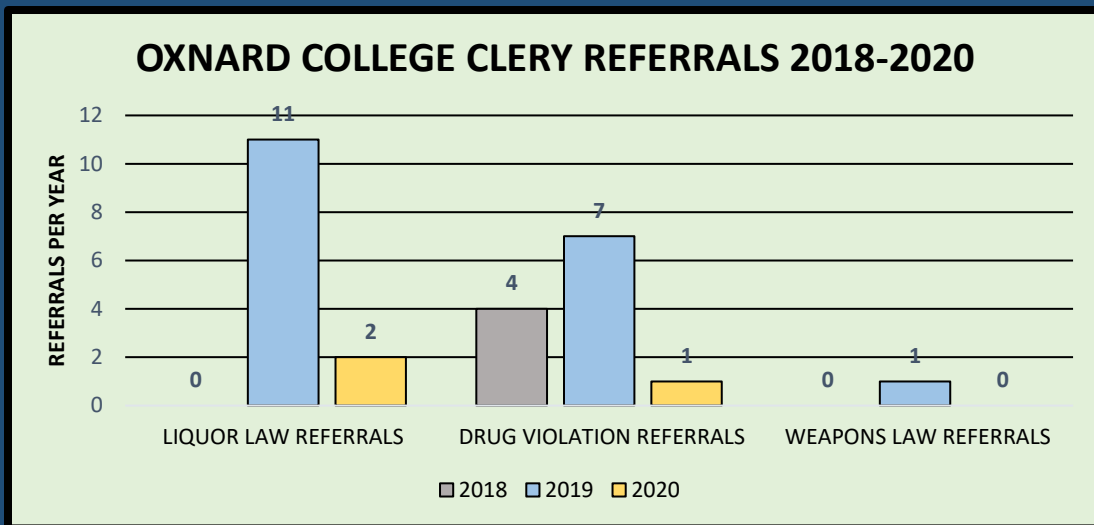
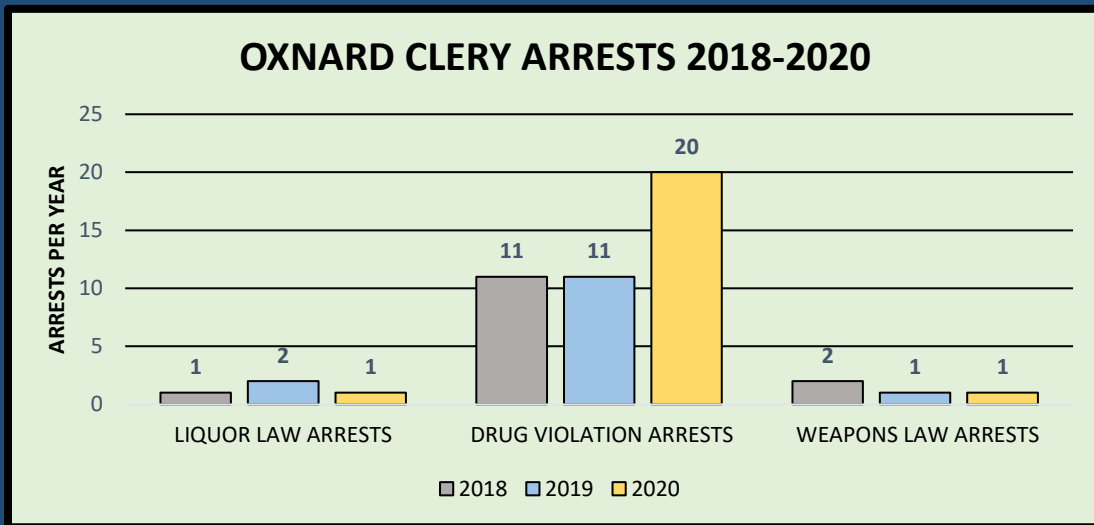
Data for the crimes of murder, manslaughter, rape, incest, statutory rape, and arson have been omitted due to no reports of these crimes during the 2018 – 2020 period. See the 2021 Annual Security Report for a complete table of crimes.



Data for the offenses of dating violence and stalking have been omitted due to no reports of these offenses during the 2018 – 2020 period. See the 2021 Annual Security Report for a complete table of offenses.



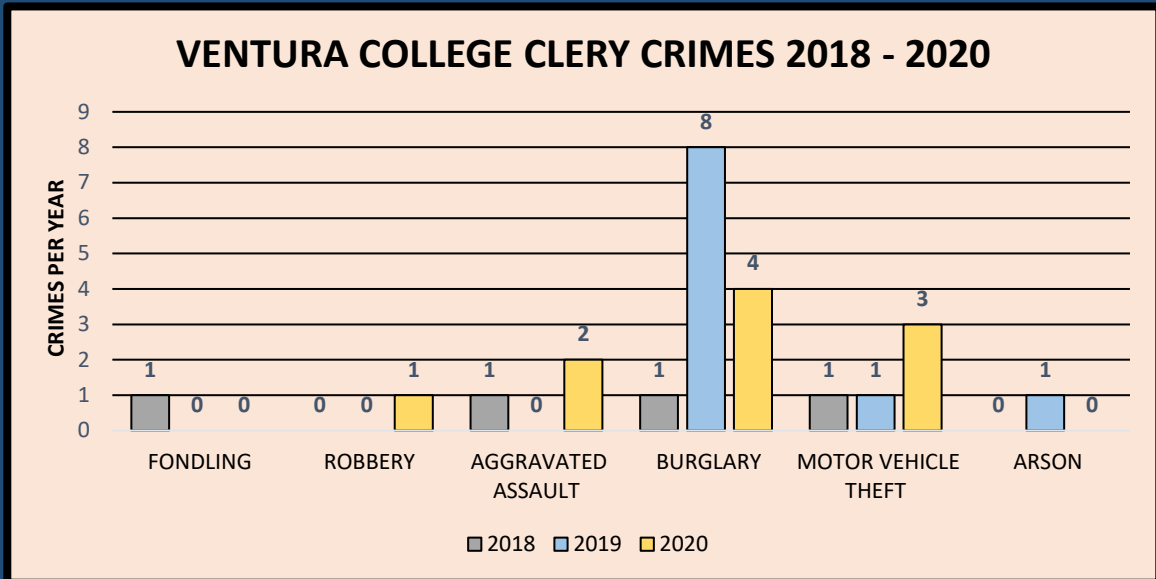
VENTURA COUNTY COMMUNITY COLLEGE DISTRICT
POLICE DEPARTMENT
 2018 – 2020 CLERY CRIME STATISTICS



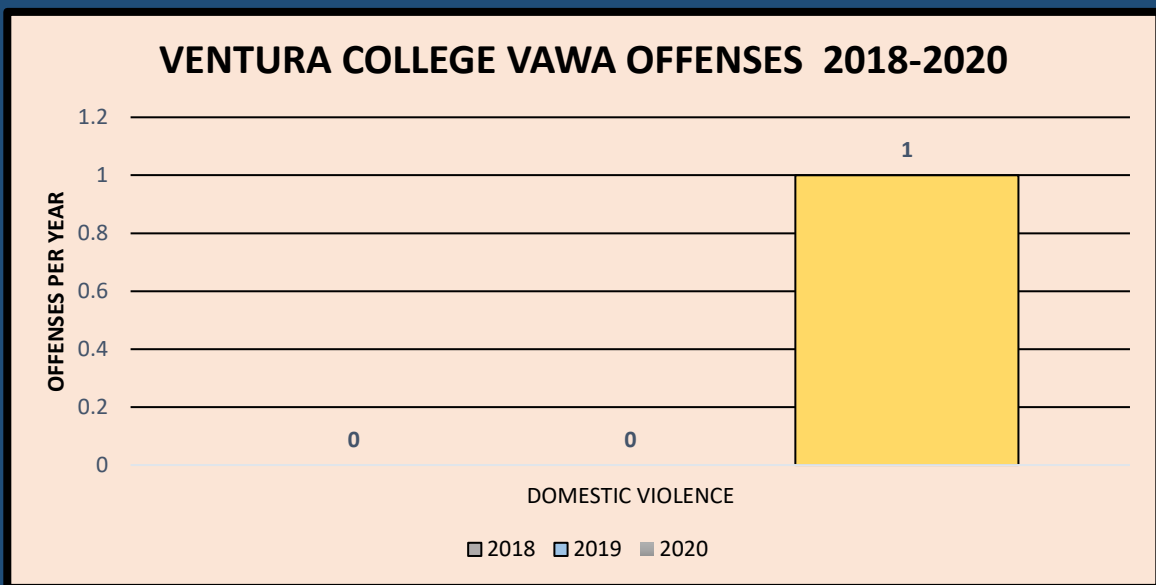


VENTURA COUNTY COMMUNITY COLLEGE DISTRICT
POLICE DEPARTMENT
 2018 – 2020 CLERY CRIME STATISTICS

VENTURA COLLEGE



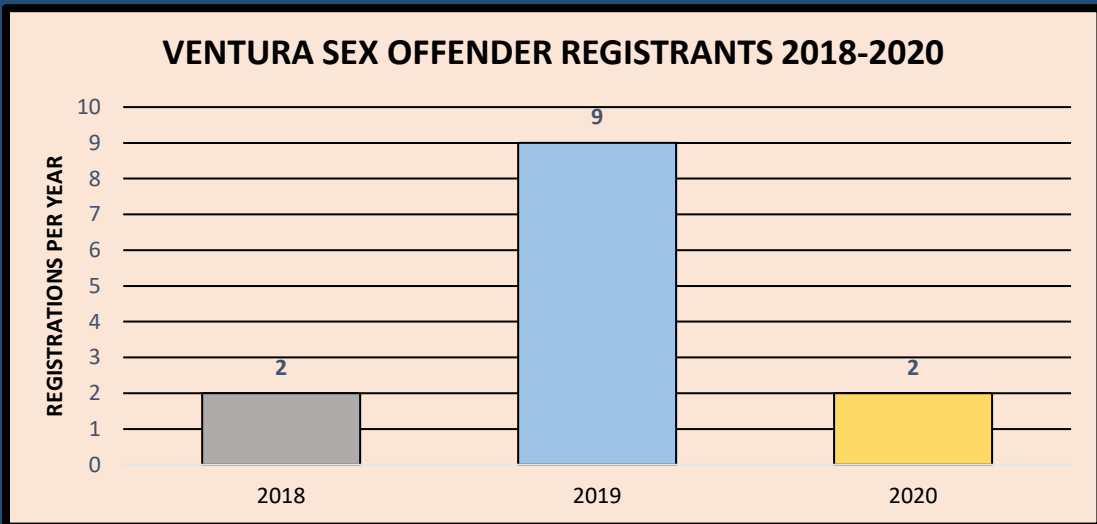
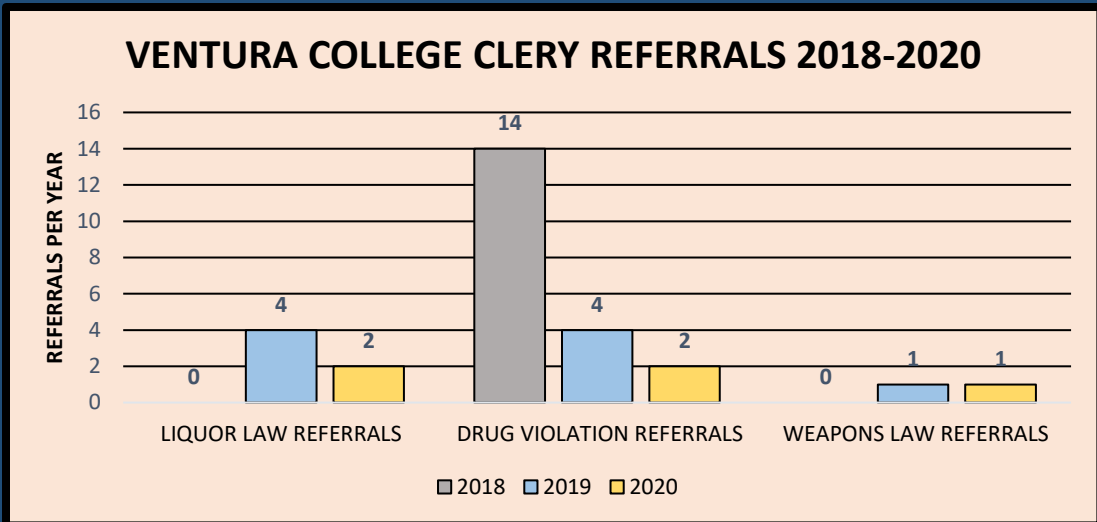
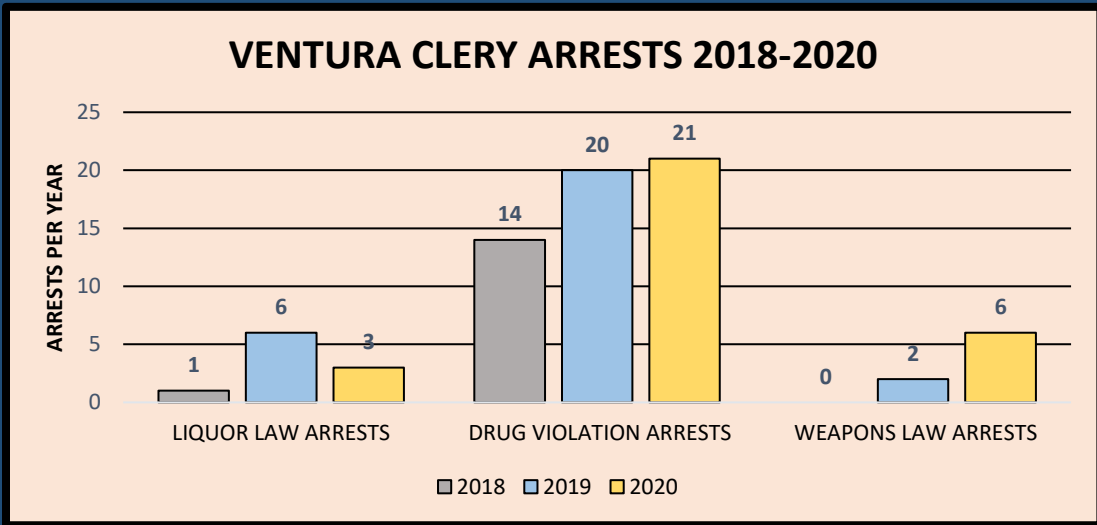
Data for the crimes of murder, manslaughter, rape, incest, and statutory rape have been omitted due to no reports of these crimes during the 2018 – 2020 period. See the 2021 Annual Security Report for a complete table of crimes.



Data for the offenses of dating violence and stalking have been omitted due to no reports of these offenses during the 2018 – 2020 period. See the 2021 Annual Security Report for a complete table of offenses.



VENTURA COUNTY COMMUNITY COLLEGE DISTRICT
POLICE DEPARTMENT
 2018 – 2020 CLERY CRIME STATISTICS



Clery Crime Statistics were published on 09/29/2021



VENTURA COUNTY COMMUNITY COLLEGE DISTRICT
POLICE DEPARTMENT
 2018 – 2020 CLERY CRIME STATISTICS

Following are the tables of data as reported in the 2021 Annual Security Report.

OFFENSE	YEAR	ON CAMPUS				NON-CAMPUS				PUBLIC PROPERTY				GROSS TOTALS
		MC	OC	VC	TOTAL	MC	OC	VC	TOTAL	MC	OC	VC	TOTAL	
MURDER	2018	0	0	0	0	0	0	0	0	0	0	0	0	0
	2019	0	0	0	0	0	0	0	0	0	0	0	0	0
	2020	0	0	0	0	0	0	0	0	0	0	0	0	0
MANSLAUGHTER	2018	0	0	0	0	0	0	0	0	0	0	0	0	0
	2019	0	0	0	0	0	0	0	0	0	0	0	0	0
	2020	0	0	0	0	0	0	0	0	0	0	0	0	0
RAPE	2018	0	0	0	0	0	0	0	0	0	0	0	0	0
	2019	0	0	0	0	0	0	0	0	0	0	0	0	0
	2020	0	0	0	0	0	0	0	0	0	0	0	0	0
FONDLING	2018	0	1	0	1	0	0	1	1	0	0	0	0	2
	2019	0	0	0	0	0	0	0	0	0	0	0	0	0
	2020	0	0	0	0	0	0	0	0	0	0	0	0	0
INCEST	2018	0	0	0	0	0	0	0	0	0	0	0	0	0
	2019	0	0	0	0	0	0	0	0	0	0	0	0	0
	2020	0	0	0	0	0	0	0	0	0	0	0	0	0
STATUTORY RAPE	2018	0	0	0	0	0	0	0	0	0	0	0	0	0
	2019	0	0	0	0	0	0	0	0	0	0	0	0	0
	2020	0	0	0	0	0	0	0	0	0	0	0	0	0
ROBBERY	2018	0	0	0	0	0	0	0	0	0	0	0	0	0
	2019	0	1	0	1	0	0	0	0	0	0	0	0	1
	2020	0	0	1	1	0	0	0	0	0	0	0	0	1
AGGRAVATED ASSAULT	2018	0	1	1	2	0	0	0	0	0	0	0	0	2
	2019	0	0	0	0	0	0	0	0	0	0	0	0	0
	2020	0	0	0	0	0	0	0	0	1	0	2	3	3
BURGLARY	2018	1	1	1	3	0	0	0	0	0	0	0	0	3
	2019	5	2	7	14	0	0	1	1	0	0	0	0	15
	2020	0	11	4	15	0	0	0	0	0	0	0	0	15
MOTOR VEHICLE THEFT	2018	0	0	0	0	0	0	1	1	0	0	0	0	1
	2019	0	1	1	2	1	0	0	1	0	0	0	0	3
	2020	0	0	1	1	0	0	0	0	0	0	2	2	3
ARSON	2018	0	0	0	0	0	0	0	0	0	0	0	0	0
	2019	0	0	1	1	0	0	0	0	0	0	0	0	1
	2020	0	0	0	0	0	0	0	0	0	0	0	0	0



VENTURA COUNTY COMMUNITY COLLEGE DISTRICT
POLICE DEPARTMENT
 2018 – 2020 CLERY CRIME STATISTICS

OFFENSE	YEAR	ON CAMPUS				NON-CAMPUS				PUBLIC PROPERTY				GROSS TOTALS
		MC	OC	VC	TOTAL	MC	OC	VC	TOTAL	MC	OC	VC	TOTAL	
DOMESTIC VIOLENCE	2018	1	0	0	1	0	0	0	0	0	0	0	0	1
	2019	0	1	0	1	0	0	0	0	0	1	0	1	2
	2020	0	0	0	0	0	0	0	0	0	0	1	1	1
DATING VIOLENCE	2018	0	0	0	0	0	0	0	0	0	0	0	0	0
	2019	0	0	0	0	0	0	0	0	0	0	0	0	0
	2020	0	0	0	0	0	0	0	0	0	0	0	0	0
STALKING	2018	0	0	0	0	0	0	0	0	0	0	0	0	0
	2019	0	0	0	0	0	0	0	0	0	0	0	0	0
	2020	0	0	0	0	0	0	0	0	0	0	0	0	0

LIQUOR LAW ARRESTS	2018	0	1	1	2	0	0	0	0	1	0	0	1	3
	2019	2	2	6	10	0	0	0	0	0	0	0	0	10
	2020	0	1	3	4	0	0	0	0	0	0	0	0	4
DRUG VIOLATION ARRESTS	2018	1	5	8	14	0	2	6	8	1	4	0	5	27
	2019	0	8	6	14	0	3	14	17	1	0	0	1	32
	2020	0	11	6	17	0	9	5	14	12	0	10	22	53
WEAPONS LAW ARRESTS	2018	1	0	0	1	0	1	0	1	0	1	0	1	3
	2019	1	1	0	2	0	0	2	2	0	0	0	0	4
	2020	0	1	2	3	0	0	1	1	3	0	3	6	10

LIQUOR LAW REFERRALS	2018	0	0	0	0
	2019	4	11	4	19
	2020	0	2	2	4
DRUG VIOLATION REFERRALS	2018	2	4	14	20
	2019	3	7	4	14
	2020	0	1	2	3
WEAPONS LAW REFERRALS	2018	0	0	0	0
	2019	3	1	1	5
	2020	0	0	1	1

SEX OFFENDER REGISTRATIONS	2018	2	4	2	8
	2019	1	11	9	21
	2020	2	3	2	7

HATE CRIMES	2018	0	0	0	0	0	0	0	0	0	0	0	0	0
	2019	0	0	0	0	0	0	0	0	0	0	0	0	0
	2020	0	0	0	0	0	0	0	0	0	0	0	0	0