



Ventura County Community College District

761 EAST DAILY DRIVE, SUITE 200, CAMARILLO, CALIFORNIA 93010

PHONE (805) 652-5500 FAX (805) 652-7700

WWW.VCCCD.EDU

DR. GREG GILLESPIE
CHANCELLOR

**ANNUAL REPORT FOR THE
VENTURA COUNTY COMMUNITY COLLEGE DISTRICT
FUTURIS TRUST
SEPTEMBER 2020**

The Ventura County Community College District has established the Futuris Public Entity Investment Trust. This Trust is an IRS Section 115 Trust that is used for the purposes of investment and disbursement of funds irrevocably designated by the District for the payment of its obligations to eligible employees and former employees of the District and their eligible dependents and beneficiaries for life, sick, hospitalization, major medical, accident, disability, dental and other similar benefits (sometimes referred to as "other post-employment benefits," or "OPEB.") This Trust was established and is managed in compliance with the applicable Governmental Accounting Standards Board (GASB) standards for OPEB. GASB Statements 74 and 75 set the accounting standard for public sector employers to identify and report their (OPEB) liabilities.

The District has created a Retirement Board of Authority consisting of District Personnel to oversee and run the Futuris Trust. Benefit Trust Company is the qualified Discretionary Trustee for asset and fiduciary management and investment policy development. Keenan & Associates is the Program Coordinator for the Futuris Trust providing oversight of the Futuris program and guidance to the District.

Attached to this notice is the most recent annual statement for the Trust. This statement shows (as of the date of the statement); the total assets in the Trust, the market value, the book value, all contribution and distribution activity (including all fees and expenses associated with the Trust), income activity, purchase activity, sale activity, and realized gains and losses. Please note that the Trust is not itself an employee benefit plan. Rather, the assets in the Trust are irrevocably designated for the funding of employee benefit plans. You are being provided this information pursuant to California Government Code Section 53216.4.

For more information regarding the Futuris Public Entity Investment Trust, please contact Dr. David El Fattal, Vice Chancellor, Business and Administrative Services at (805) 652-5536 with the Ventura County Community College District.



Benefit Trust
Fiduciary Passport Services

BENEFIT TRUST COMPANY HEREBY
CERTIFIES THIS ANNUAL TRUST STATEMENT FURNISHED
PURSUANT TO 29 CFR 2520.103-5(C) IS COMPLETE
AND ACCURATE.

(AUTHORIZED SIGNATURE)

RBOA FUTURIS

KS 66211

ACCOUNT NUMBER 115150004910

FOR THE PERIOD FROM 07/01/2019 TO 06/30/2020

THE PLAN ADMINISTRATOR WILL BE DEEMED TO APPROVE THIS REPORT UNLESS IT SUBMITS WRITTEN OBJECTIONS
OR PROPOSED CORRECTIONS THERETO WITHIN NINETY (90) CALENDAR DAYS FOLLOWING THE END OF THE PERIOD
COVERED IN THE REPORT.



TRUST EB FORMAT

Statement Period
Account Number

07/01/2019 through 06/30/2020
115150004910
BENEFIT TRUST COMPANY
AS TRUSTEE FOR
VENTURA COUNTY COMMUNITY
COLLEGE DISTRICT
PUBLIC ENTITY INVESTMENT TRUST

Contents

Summary Of Fund	1
Asset Summary As Of 06/30/2020	2
Summary Of Cash Receipts And Disbursements	6
Schedule Of Income	7
Schedule Of Fees And Other Expenses	24
Schedule Of Purchases	27
Schedule Of Sales	49
Schedule Of Unrealized Gains & Losses	75
Schedule Of Reportable Transactions	79
Balance Sheet	82
Schedule Of Prior Period Trades Settled	84
Schedule Of Pending Trades End Of Period	86



Statement Period
Account Number

07/01/2019 through 06/30/2020
115150004910
**BENEFIT TRUST COMPANY
AS TRUSTEE FOR
VENTURA COUNTY COMMUNITY
COLLEGE DISTRICT
PUBLIC ENTITY INVESTMENT TRUST**

Summary Of Fund

MARKET VALUE AS OF 07/01/2019			22,070,524.00
EARNINGS			
NET INCOME CASH RECEIPTS	892,070.38		
FEES AND OTHER EXPENSES	83,280.35-		
REALIZED GAIN OR LOSS	72,804.73		
UNREALIZED GAIN OR LOSS	61,254.82-		
TOTAL EARNINGS		820,339.94	
TOTAL MARKET VALUE AS OF 06/30/2020			22,890,863.94



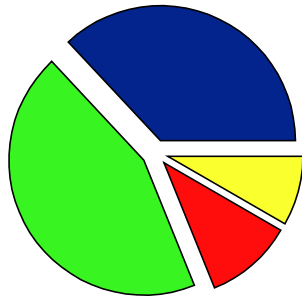
Statement Period
Account Number





07/01/2019 through 06/30/2020
115150004910
BENEFIT TRUST COMPANY
AS TRUSTEE FOR
VENTURA COUNTY COMMUNITY
COLLEGE DISTRICT
PUBLIC ENTITY INVESTMENT TRUST

Asset Summary As Of 06/30/2020

DESCRIPTION	MARKET VALUE	AVG COST	% OF PORT
MUTUAL FUND - FIXED INCOME	10,125,860.16	9,829,822.82	44
MUTUAL FUND - DOMESTIC EQUITY	8,466,014.28	7,386,069.73	37
MUTUAL FUND - INTERNATIONAL EQUITY	2,421,872.07	2,296,188.36	11
MUTUAL FUND - REAL ESTATE	1,877,117.43	2,152,656.57	8
TOTAL INVESTMENTS	22,890,863.94	21,664,737.48	
CASH	58,407.66		
DUE FROM BROKER	0.00		
DUE TO BROKER	58,407.66		
TOTAL MARKET VALUE	22,890,863.94		

Ending Asset Allocation



37.0%		MUTUAL FUND - DOMESTIC EQUITY	8,466,014.28
44.2%		MUTUAL FUND - FIXED INCOME	10,125,860.16
10.6%		MUTUAL FUND - INTERNATIONAL EQUI	2,421,872.07
8.2%		MUTUAL FUND - REAL ESTATE	1,877,117.43
100.0%		Total	22,890,863.94

Statement Period
Account Number

07/01/2019 through 06/30/2020
115150004910
**BENEFIT TRUST COMPANY
AS TRUSTEE FOR
VENTURA COUNTY COMMUNITY
COLLEGE DISTRICT
PUBLIC ENTITY INVESTMENT TRUST**

Asset Detail As Of 06/30/2020

UNITS/BOOK VALUE	DESCRIPTION	MARKET VALUE	AVG COST	% OF PORT
MUTUAL FUND - FIXED INCOME				
173,364.176	BLACKROCK TOTAL RETURN - K	2,147,982.14	2,058,716.12	9
109,250.289	GUGGENHEIM INVESTMENTS INVESTMENT GRADE BOND FUND	2,197,023.31	2,022,668.66	10
137,304.535	PRUDENTIAL GBL TOTL RTRN FD INC PGIM TTL R6	941,909.11	966,839.82	4
143,182.632	PRUDENTIAL FUNDS TOTAL RETURN BOND CL Q	2,107,648.34	2,070,805.63	9
32,078.512	THORNBURG INVESTMENT INCOME BUILDER R6	603,396.81	647,787.69	3
173,281.796	WESTERN ASSET CORE PLUS BOND IS	2,127,900.45	2,063,004.90	9
		10,125,860.16	9,829,822.82	44
MUTUAL FUND - DOMESTIC EQUITY				
51,654.401	ALGER FUNDS SMALL CAP FOCUS Z	1,341,464.79	597,521.18	6
32,904.513	ALGER FUNDS FOCUS EQUITY FUND CL Y	1,548,815.43	1,206,986.82	7
41,786.649	COLUMBIA CONTRARIAN CORE	1,130,328.86	964,454.77	5
31,795.145	OAKMARK SELECT FUND-INSTITUTIONAL	1,147,804.73	1,372,593.07	5
19,654.286	OAKMARK INTERNATIONAL INST.	377,362.29	545,297.27	2
24,368.008	HARTFORD FUNDS MIDCAP CLASS Y	874,324.13	661,391.49	4



Statement Period
Account Number

07/01/2019 through 06/30/2020
115150004910
**BENEFIT TRUST COMPANY
AS TRUSTEE FOR
VENTURA COUNTY COMMUNITY
COLLEGE DISTRICT
PUBLIC ENTITY INVESTMENT TRUST**

Asset Detail As Of 06/30/2020

UNITS/BOOK VALUE	DESCRIPTION	MARKET VALUE	AVG COST	% OF PORT
27,151.423	JOHN HANCOCK INTERNATIONAL GROWTH R6	799,337.89	770,625.74	3
16,104.125	PRUDENTIAL JENNISON GLOBAL OPPS Q	552,049.41	365,065.68	2
15,447.659	UNDISCOVERED MANAGERS BEHAVIORAL VALUE R6	694,526.75	902,133.71	3
		8,466,014.28	7,386,069.73	37
MUTUAL FUND - INTERNATIONAL EQUITY				
44,744.442	GOLDMAN SACHS TR II GQG PARTNRS R6	699,803.07	648,073.17	3
49,044.71	HARTFORD INTERNATIONAL VALUE - Y	571,370.87	693,787.39	2
14,576.987	AMERICAN FUNDS NEW PERSPECTIVE F2	694,739.20	559,088.90	3
6,688.557	AMERICAN FUNDS NEW WORLD F2	455,958.93	395,238.90	2
		2,421,872.07	2,296,188.36	11
MUTUAL FUND - REAL ESTATE				
81,984.784	COHEN AND STEERS REAL ESTATE SECURITIES - Z	1,196,158.00	1,350,655.58	5
33,495.299	PRUDENTIAL FUNDS GLOBAL REAL ESTATE CL Q	680,959.43	802,000.99	3
		1,877,117.43	2,152,656.57	8



Statement Period
Account Number

07/01/2019 through 06/30/2020
115150004910
BENEFIT TRUST COMPANY
AS TRUSTEE FOR
VENTURA COUNTY COMMUNITY
COLLEGE DISTRICT
PUBLIC ENTITY INVESTMENT TRUST

Asset Detail As Of 06/30/2020

UNITS/BOOK VALUE	DESCRIPTION	MARKET VALUE	AVG COST	% OF PORT
	TOTAL INVESTMENTS	22,890,863.94		
	CASH	58,407.66		
	DUE FROM BROKER	0.00		
	DUE TO BROKER	58,407.66		
	NET ASSETS	22,890,863.94		
	TOTAL MARKET VALUE	22,890,863.94		



Statement Period
Account Number

07/01/2019 through 06/30/2020
115150004910
**BENEFIT TRUST COMPANY
AS TRUSTEE FOR
VENTURA COUNTY COMMUNITY
COLLEGE DISTRICT
PUBLIC ENTITY INVESTMENT TRUST**

Summary Of Cash Receipts And Disbursements

R E C E I P T S

CASH BALANCE AS OF 07/01/2019		54,143.52
INCOME RECEIVED		
DIVIDENDS	892,070.38	
TOTAL INCOME RECEIPTS		892,070.38
PROCEEDS FROM THE DISPOSITION OF ASSETS	6,186,336.04	
TOTAL RECEIPTS		7,078,406.42

D I S B U R S E M E N T S

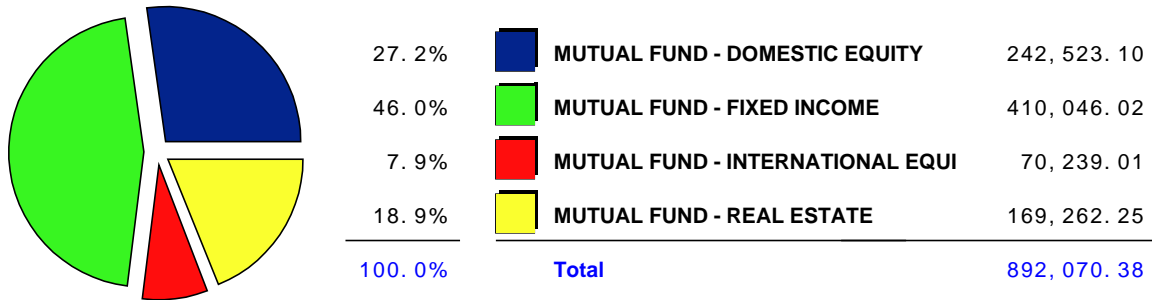
FEES AND OTHER EXPENSES		
ADMINISTRATIVE FEES AND EXPENSES	83,280.35	
TOTAL FEES AND OTHER EXPENSES		83,280.35
COST OF ACQUISITION OF ASSETS	6,990,861.93	
TOTAL DISBURSEMENTS		7,074,142.28
CASH BALANCE AS OF 06/30/2020		58,407.66



Statement Period
Account Number

07/01/2019 through 06/30/2020
115150004910
**BENEFIT TRUST COMPANY
AS TRUSTEE FOR
VENTURA COUNTY COMMUNITY
COLLEGE DISTRICT
PUBLIC ENTITY INVESTMENT TRUST**

Schedule Of Income
Income Allocation



Income Schedule

DATE	DESCRIPTION	CASH RECEIVED	INCOME EARNED	MARKET / COST BASIS
DIVIDENDS				
MUTUAL FUND - FIXED INCOME				
BLACKROCK TOTAL RETURN - K				
08/01/2019	DIVIDEND ON 116,353.089 SHS BLACKROCK TOTAL RETURN - K AT .033668 PER SHARE EFFECTIVE 07/31/2019	3,917.42		
09/03/2019	DIVIDEND ON 116,650.094 SHS BLACKROCK TOTAL RETURN - K AT .030494 PER SHARE EFFECTIVE 08/30/2019	3,557.07		
10/01/2019	DIVIDEND ON 116,910.928 SHS BLACKROCK TOTAL RETURN - K AT .030882 PER SHARE EFFECTIVE 09/30/2019	3,610.42		



Statement Period
Account Number

07/01/2019 through 06/30/2020
115150004910
BENEFIT TRUST COMPANY
AS TRUSTEE FOR
VENTURA COUNTY COMMUNITY
COLLEGE DISTRICT
PUBLIC ENTITY INVESTMENT TRUST

Schedule Of Income

DATE	DESCRIPTION	CASH RECEIVED	INCOME EARNED	MARKET / COST BASIS
11/04/2019	DIVIDEND ON 110,691.046 SHS BLACKROCK TOTAL RETURN - K AT .029373 PER SHARE EFFECTIVE 10/31/2019	3,251.38		
12/02/2019	DIVIDEND ON 165,890.001 SHS BLACKROCK TOTAL RETURN - K AT .027225 PER SHARE EFFECTIVE 11/29/2019	4,516.31		
01/02/2020	DIVIDEND ON 166,218.758 SHS BLACKROCK TOTAL RETURN - K AT .031179 PER SHARE EFFECTIVE 12/31/2019	5,182.55		
02/03/2020	DIVIDEND ON 166,599.993 SHS BLACKROCK TOTAL RETURN - K AT .026772 PER SHARE EFFECTIVE 01/31/2020	4,460.15		
03/02/2020	DIVIDEND ON 171,642.995 SHS BLACKROCK TOTAL RETURN - K AT .02477 PER SHARE EFFECTIVE 02/28/2020	4,251.59		
04/01/2020	DIVIDEND ON 171,989.216 SHS BLACKROCK TOTAL RETURN - K AT .031279 PER SHARE EFFECTIVE 03/31/2020	5,379.60		
05/01/2020	DIVIDEND ON 172,445.502 SHS BLACKROCK TOTAL RETURN - K AT .028838 PER SHARE EFFECTIVE 04/30/2020	4,973.06		
06/01/2020	DIVIDEND ON 172,856.499 SHS BLACKROCK TOTAL RETURN - K AT .020547 PER SHARE EFFECTIVE 05/29/2020	3,551.63		
07/01/2020	DIVIDEND ON 173,146.191 SHS BLACKROCK TOTAL RETURN - K AT .015599 PER SHARE EFFECTIVE 06/30/2020	2,700.84		



Statement Period
Account Number

07/01/2019 through 06/30/2020
115150004910
**BENEFIT TRUST COMPANY
AS TRUSTEE FOR
VENTURA COUNTY COMMUNITY
COLLEGE DISTRICT
PUBLIC ENTITY INVESTMENT TRUST**

Schedule Of Income

DATE	DESCRIPTION	CASH RECEIVED	INCOME EARNED	MARKET / COST BASIS
	SECURITY TOTAL	49,352.02	49,352.02	
	GUGGENHEIM INVESTMENTS MACRO OPPORTUNITIES INST.			
08/01/2019	DIVIDEND ON 49,771.564 SHS GUGGENHEIM INVESTMENTS MACRO OPPORTUNITIES INST. AT .080466 PER SHARE EFFECTIVE 07/31/2019	4,004.94		
09/03/2019	DIVIDEND ON 49,910.116 SHS GUGGENHEIM INVESTMENTS MACRO OPPORTUNITIES INST. AT .069729 PER SHARE EFFECTIVE 08/30/2019	3,480.20		
10/02/2019	DIVIDEND ON 51,008.105 SHS GUGGENHEIM INVESTMENTS MACRO OPPORTUNITIES INST. AT .06493 PER SHARE EFFECTIVE 09/30/2019	3,311.96		
11/04/2019	DIVIDEND ON 51,120.189 SHS GUGGENHEIM INVESTMENTS MACRO OPPORTUNITIES INST. AT .083378 PER SHARE EFFECTIVE 10/31/2019	4,262.30		
12/03/2019	DIVIDEND ON GUGGENHEIM INVESTMENTS MACRO OPPORTUNITIES INST. EFFECTIVE 11/29/2019	370.86		
	SECURITY TOTAL	15,430.26	15,430.26	
	GUGGENHEIM INVESTMENTS INVESTMENT GRADE BOND FUND			
08/01/2019	DIVIDEND ON 70,916.9 SHS GUGGENHEIM INVESTMENTS INVESTMENT GRADE BOND FUND AT .042213 PER SHARE EFFECTIVE 07/31/2019	2,993.60		
09/03/2019	DIVIDEND ON 71,055.085 SHS GUGGENHEIM INVESTMENTS INVESTMENT GRADE BOND FUND AT .043032 PER SHARE EFFECTIVE 08/30/2019	3,057.66		



Statement Period
Account Number

07/01/2019 through 06/30/2020
115150004910
BENEFIT TRUST COMPANY
AS TRUSTEE FOR
VENTURA COUNTY COMMUNITY
COLLEGE DISTRICT
PUBLIC ENTITY INVESTMENT TRUST

Schedule Of Income

DATE	DESCRIPTION	CASH RECEIVED	INCOME EARNED	MARKET / COST BASIS
10/02/2019	DIVIDEND ON 69,743.424 SHS GUGGENHEIM INVESTMENTS INVESTMENT GRADE BOND FUND AT .040058 PER SHARE EFFECTIVE 09/30/2019	2,793.79		
11/04/2019	DIVIDEND ON 69,869.356 SHS GUGGENHEIM INVESTMENTS INVESTMENT GRADE BOND FUND AT .037824 PER SHARE EFFECTIVE 10/31/2019	2,642.72		
12/02/2019	DIVIDEND ON 105,176.669 SHS GUGGENHEIM INVESTMENTS INVESTMENT GRADE BOND FUND AT .030637 PER SHARE EFFECTIVE 11/29/2019	3,222.26		
01/02/2020	DIVIDEND ON 105,316.271 SHS GUGGENHEIM INVESTMENTS INVESTMENT GRADE BOND FUND AT .030562 PER SHARE EFFECTIVE 12/31/2019	3,218.66		
02/03/2020	DIVIDEND ON 105,454.584 SHS GUGGENHEIM INVESTMENTS INVESTMENT GRADE BOND FUND AT .034071 PER SHARE EFFECTIVE 01/31/2020	3,592.95		
03/02/2020	DIVIDEND ON 109,522.824 SHS GUGGENHEIM INVESTMENTS INVESTMENT GRADE BOND FUND AT .030255 PER SHARE EFFECTIVE 02/28/2020	3,313.60		
04/01/2020	DIVIDEND ON 109,332.904 SHS GUGGENHEIM INVESTMENTS INVESTMENT GRADE BOND FUND AT .038615 PER SHARE EFFECTIVE 03/31/2020	4,221.87		
05/01/2020	DIVIDEND ON 109,227.649 SHS GUGGENHEIM INVESTMENTS INVESTMENT GRADE BOND FUND AT .039079 PER SHARE EFFECTIVE 04/30/2020	4,268.51		



Statement Period
Account Number

07/01/2019 through 06/30/2020
115150004910
BENEFIT TRUST COMPANY
AS TRUSTEE FOR
VENTURA COUNTY COMMUNITY
COLLEGE DISTRICT
PUBLIC ENTITY INVESTMENT TRUST

Schedule Of Income

DATE	DESCRIPTION	CASH RECEIVED	INCOME EARNED	MARKET / COST BASIS
06/01/2020	DIVIDEND ON 109,101.493 SHS GUGGENHEIM INVESTMENTS INVESTMENT GRADE BOND FUND AT .046029 PER SHARE EFFECTIVE 05/29/2020	5,021.80		
07/01/2020	DIVIDEND ON 109,004.194 SHS GUGGENHEIM INVESTMENTS INVESTMENT GRADE BOND FUND AT .045402 PER SHARE EFFECTIVE 06/30/2020	4,948.97		
	SECURITY TOTAL	43,296.39	43,296.39	
	HARTFORD WORLD BOND - Y			
10/01/2019	DIVIDEND ON 62,426.451 SHS HARTFORD WORLD BOND - Y AT .029893 PER SHARE EFFECTIVE 09/27/2019	1,866.11		
12/19/2019	SHORT TERM CAPITAL GAINS DIVIDEND ON 41,660.421 SHS HARTFORD WORLD BOND - Y AT .048666 PER SHARE EFFECTIVE 12/17/2019	2,027.45		
12/31/2019	DIVIDEND ON 41,848.846 SHS HARTFORD WORLD BOND - Y AT .177438 PER SHARE EFFECTIVE 12/27/2019	7,425.58		
	SECURITY TOTAL	11,319.14	11,319.14	
	LEGG MASON BW GLOBAL OPPORTUNITIES BOND IS			
10/01/2019	DIVIDEND ON 63,135.984 SHS LEGG MASON BW GLOBAL OPPORTUNITIES BOND IS AT .03587 PER SHARE EFFECTIVE 09/30/2019	2,264.69		
	SECURITY TOTAL	2,264.69	2,264.69	



Statement Period
Account Number

07/01/2019 through 06/30/2020
115150004910
BENEFIT TRUST COMPANY
AS TRUSTEE FOR
VENTURA COUNTY COMMUNITY
COLLEGE DISTRICT
PUBLIC ENTITY INVESTMENT TRUST

Schedule Of Income

DATE	DESCRIPTION	CASH RECEIVED	INCOME EARNED	MARKET / COST BASIS
	LEGG MASON BW ALTERNATIVE CREDIT			
10/01/2019	DIVIDEND ON 63,337.663 SHS LEGG MASON BW ALTERNATIVE CREDIT AT .044754 PER SHARE EFFECTIVE 09/30/2019	2,834.61		
	SECURITY TOTAL	2,834.61	2,834.61	
	PRUDENTIAL GBL TOTL RTRN FD INC PGIM TTL R6			
12/02/2019	DIVIDEND ON 63,771.165 SHS PRUDENTIAL GBL TOTL RTRN FD INC PGIM TTL R6 AT .017849 PER SHARE EFFECTIVE 11/29/2019	1,138.23		
12/19/2019	SHORT TERM CAPITAL GAINS DIVIDEND ON 63,912.826 SHS PRUDENTIAL GBL TOTL RTRN FD INC PGIM TTL R6 AT .05659 PER SHARE EFFECTIVE 12/18/2019	3,616.83		
12/19/2019	LONG TERM CAP GAINS DIVIDEND - PRE 5/6/2003 ON 63,912.826 SHS PRUDENTIAL GBL TOTL RTRN FD INC PGIM TTL R6 AT .11555 PER SHARE EFFECTIVE 12/18/2019	7,385.12		
01/02/2020	DIVIDEND ON 65,502.703 SHS PRUDENTIAL GBL TOTL RTRN FD INC PGIM TTL R6 AT .020683 PER SHARE EFFECTIVE 12/31/2019	1,354.76		
02/03/2020	DIVIDEND ON 65,676.69 SHS PRUDENTIAL GBL TOTL RTRN FD INC PGIM TTL R6 AT .022701 PER SHARE EFFECTIVE 01/31/2020	1,490.92		
03/02/2020	DIVIDEND ON 135,225.086 SHS PRUDENTIAL GBL TOTL RTRN FD INC PGIM TTL R6 AT .013422 PER SHARE EFFECTIVE 02/28/2020	1,815.02		



Statement Period
Account Number

07/01/2019 through 06/30/2020
115150004910
BENEFIT TRUST COMPANY
AS TRUSTEE FOR
VENTURA COUNTY COMMUNITY
COLLEGE DISTRICT
PUBLIC ENTITY INVESTMENT TRUST

Schedule Of Income

DATE	DESCRIPTION	CASH RECEIVED	INCOME EARNED	MARKET / COST BASIS
04/01/2020	DIVIDEND ON 135,481.807 SHS PRUDENTIAL GBL TOTL RTRN FD INC PGIM TTL R6 AT .022768 PER SHARE EFFECTIVE 03/31/2020	3,084.65		
05/01/2020	DIVIDEND ON 135,963.784 SHS PRUDENTIAL GBL TOTL RTRN FD INC PGIM TTL R6 AT .021429 PER SHARE EFFECTIVE 04/30/2020	2,913.62		
06/01/2020	DIVIDEND ON 136,406.583 SHS PRUDENTIAL GBL TOTL RTRN FD INC PGIM TTL R6 AT .023034 PER SHARE EFFECTIVE 05/29/2020	3,141.93		
07/01/2020	DIVIDEND ON 136,871.366 SHS PRUDENTIAL GBL TOTL RTRN FD INC PGIM TTL R6 AT .02171 PER SHARE EFFECTIVE 06/30/2020	2,971.54		
	SECURITY TOTAL	28,912.62	28,912.62	
	PRUDENTIAL FUNDS TOTAL RETURN BOND CL Q			
08/01/2019	DIVIDEND ON 94,060.054 SHS PRUDENTIAL FUNDS TOTAL RETURN BOND CL Q AT .042838 PER SHARE EFFECTIVE 07/31/2019	4,029.36		
09/03/2019	DIVIDEND ON 94,305.148 SHS PRUDENTIAL FUNDS TOTAL RETURN BOND CL Q AT .044635 PER SHARE EFFECTIVE 08/30/2019	4,209.32		
10/01/2019	DIVIDEND ON 94,556.357 SHS PRUDENTIAL FUNDS TOTAL RETURN BOND CL Q AT .037636 PER SHARE EFFECTIVE 09/30/2019	3,558.73		
11/04/2019	DIVIDEND ON 88,067.314 SHS PRUDENTIAL FUNDS TOTAL RETURN BOND CL Q AT .040074 PER SHARE EFFECTIVE 10/31/2019	3,529.18		



Statement Period
Account Number

07/01/2019 through 06/30/2020
115150004910
**BENEFIT TRUST COMPANY
AS TRUSTEE FOR
VENTURA COUNTY COMMUNITY
COLLEGE DISTRICT
PUBLIC ENTITY INVESTMENT TRUST**

Schedule Of Income

DATE	DESCRIPTION	CASH RECEIVED	INCOME EARNED	MARKET / COST BASIS
12/02/2019	DIVIDEND ON 132,208.905 SHS PRUDENTIAL FUNDS TOTAL RETURN BOND CL Q AT .038838 PER SHARE EFFECTIVE 11/29/2019	5,134.78		
12/19/2019	SHORT TERM CAPITAL GAINS DIVIDEND ON 132,511.743 SHS PRUDENTIAL FUNDS TOTAL RETURN BOND CL Q AT .25719 PER SHARE EFFECTIVE 12/18/2019	34,080.70		
12/19/2019	LONG TERM CAP GAINS DIVIDEND - PRE 5/6/2003 ON 132,511.743 SHS PRUDENTIAL FUNDS TOTAL RETURN BOND CL Q AT .24644 PER SHARE EFFECTIVE 12/18/2019	32,656.19		
12/24/2019	DIVIDEND ON 137,136.614 SHS PRUDENTIAL FUNDS TOTAL RETURN BOND CL Q AT .03765 PER SHARE EFFECTIVE 12/23/2019	5,163.19		
01/02/2020	DIVIDEND ON 137,495.169 SHS PRUDENTIAL FUNDS TOTAL RETURN BOND CL Q AT .037802 PER SHARE EFFECTIVE 12/31/2019	5,197.53		
02/03/2020	DIVIDEND ON 137,811.638 SHS PRUDENTIAL FUNDS TOTAL RETURN BOND CL Q AT .038122 PER SHARE EFFECTIVE 01/31/2020	5,253.60		
03/02/2020	DIVIDEND ON 141,250.022 SHS PRUDENTIAL FUNDS TOTAL RETURN BOND CL Q AT .035628 PER SHARE EFFECTIVE 02/28/2020	5,032.46		
04/01/2020	DIVIDEND ON 141,587.544 SHS PRUDENTIAL FUNDS TOTAL RETURN BOND CL Q AT .040893 PER SHARE EFFECTIVE 03/31/2020	5,789.88		
05/01/2020	DIVIDEND ON 142,004.082 SHS PRUDENTIAL FUNDS TOTAL RETURN BOND CL Q AT .039694 PER SHARE EFFECTIVE 04/30/2020	5,636.76		



Statement Period
Account Number

07/01/2019 through 06/30/2020
115150004910
BENEFIT TRUST COMPANY
AS TRUSTEE FOR
VENTURA COUNTY COMMUNITY
COLLEGE DISTRICT
PUBLIC ENTITY INVESTMENT TRUST

Schedule Of Income

DATE	DESCRIPTION	CASH RECEIVED	INCOME EARNED	MARKET / COST BASIS
06/01/2020	DIVIDEND ON 142,399.367 SHS PRUDENTIAL FUNDS TOTAL RETURN BOND CL Q AT .041105 PER SHARE EFFECTIVE 05/29/2020	5,853.26		
07/01/2020	DIVIDEND ON 142,802.762 SHS PRUDENTIAL FUNDS TOTAL RETURN BOND CL Q AT .039157 PER SHARE EFFECTIVE 06/30/2020	5,591.68		
	SECURITY TOTAL	130,716.62	130,716.62	
	THORNBURG INVESTMENT INCOME BUILDER R6			
09/24/2019	DIVIDEND ON 51,798.743 SHS THORNBURG INVESTMENT INCOME BUILDER R6 AT .267801 PER SHARE EFFECTIVE 09/20/2019	13,871.73		
12/31/2019	DIVIDEND ON 30,138.649 SHS THORNBURG INVESTMENT INCOME BUILDER R6 AT .405143 PER SHARE EFFECTIVE 12/27/2019	12,210.47		
03/23/2020	DIVIDEND ON 31,315.206 SHS THORNBURG INVESTMENT INCOME BUILDER R6 AT .203035 PER SHARE EFFECTIVE 03/19/2020	6,358.07		
06/22/2020	DIVIDEND ON 31,731.855 SHS THORNBURG INVESTMENT INCOME BUILDER R6 AT .208113 PER SHARE EFFECTIVE 06/18/2020	6,603.82		
	SECURITY TOTAL	39,044.09	39,044.09	
	WESTERN ASSET CORE PLUS BOND IS			
08/01/2019	DIVIDEND ON 116,669.112 SHS WESTERN ASSET CORE PLUS BOND IS AT .035888 PER SHARE EFFECTIVE 07/31/2019	4,186.98		



Statement Period
Account Number

07/01/2019 through 06/30/2020
115150004910
BENEFIT TRUST COMPANY
AS TRUSTEE FOR
VENTURA COUNTY COMMUNITY
COLLEGE DISTRICT
PUBLIC ENTITY INVESTMENT TRUST

Schedule Of Income

DATE	DESCRIPTION	CASH RECEIVED	INCOME EARNED	MARKET / COST BASIS
09/03/2019	DIVIDEND ON 116,986.758 SHS WESTERN ASSET CORE PLUS BOND IS AT .036433 PER SHARE EFFECTIVE 08/30/2019	4,262.23		
10/01/2019	DIVIDEND ON 117,304.173 SHS WESTERN ASSET CORE PLUS BOND IS AT .031656 PER SHARE EFFECTIVE 09/30/2019	3,713.33		
11/04/2019	DIVIDEND ON 109,417.859 SHS WESTERN ASSET CORE PLUS BOND IS AT .032216 PER SHARE EFFECTIVE 10/31/2019	3,525.01		
12/02/2019	DIVIDEND ON 163,191.701 SHS WESTERN ASSET CORE PLUS BOND IS AT .055944 PER SHARE EFFECTIVE 11/29/2019	9,129.60		
12/19/2019	SHORT TERM CAPITAL GAINS DIVIDEND ON 163,898.938 SHS WESTERN ASSET CORE PLUS BOND IS AT .10915 PER SHARE EFFECTIVE 12/18/2019	17,889.57		
12/19/2019	LONG TERM CAP GAINS DIVIDEND - PRE 5/6/2003 ON 163,898.938 SHS WESTERN ASSET CORE PLUS BOND IS AT .04782 PER SHARE EFFECTIVE 12/18/2019	7,837.65		
01/02/2020	DIVIDEND ON 166,059.074 SHS WESTERN ASSET CORE PLUS BOND IS AT .035494 PER SHARE EFFECTIVE 12/31/2019	5,894.09		
02/03/2020	DIVIDEND ON 166,498.758 SHS WESTERN ASSET CORE PLUS BOND IS AT .033931 PER SHARE EFFECTIVE 01/31/2020	5,649.42		
03/02/2020	DIVIDEND ON 171,219.653 SHS WESTERN ASSET CORE PLUS BOND IS AT .029879 PER SHARE EFFECTIVE 02/28/2020	5,115.86		



Statement Period
Account Number

07/01/2019 through 06/30/2020
115150004910
**BENEFIT TRUST COMPANY
AS TRUSTEE FOR
VENTURA COUNTY COMMUNITY
COLLEGE DISTRICT
PUBLIC ENTITY INVESTMENT TRUST**

Schedule Of Income

DATE	DESCRIPTION	CASH RECEIVED	INCOME EARNED	MARKET / COST BASIS
04/01/2020	DIVIDEND ON 171,638.986 SHS WESTERN ASSET CORE PLUS BOND IS AT .030838 PER SHARE EFFECTIVE 03/31/2020	5,293.01		
05/01/2020	DIVIDEND ON 172,095.28 SHS WESTERN ASSET CORE PLUS BOND IS AT .029903 PER SHARE EFFECTIVE 04/30/2020	5,146.14		
06/01/2020	DIVIDEND ON 172,526.28 SHS WESTERN ASSET CORE PLUS BOND IS AT .028886 PER SHARE EFFECTIVE 05/29/2020	4,983.61		
07/01/2020	DIVIDEND ON 172,935.78 SHS WESTERN ASSET CORE PLUS BOND IS AT .02457 PER SHARE EFFECTIVE 06/30/2020	4,249.08		
	SECURITY TOTAL	86,875.58	86,875.58	
	TOTAL MUTUAL FUND - FIXED INCOME	410,046.02	410,046.02	
	MUTUAL FUND - DOMESTIC EQUITY			
	ALGER FUNDS SMALL CAP FOCUS Z			
12/19/2019	DIVIDEND ON 53,959.665 SHS ALGER FUNDS SMALL CAP FOCUS Z AT .2582 PER SHARE EFFECTIVE 12/18/2019	13,932.39		
12/19/2019	LONG TERM CAP GAINS DIVIDEND - PRE 5/6/2003 ON 53,959.665 SHS ALGER FUNDS SMALL CAP FOCUS Z AT .3048 PER SHARE EFFECTIVE 12/18/2019	16,446.91		
	SECURITY TOTAL	30,379.30	30,379.30	
	ALGER FUNDS FOCUS EQUITY FUND CL Y			
12/19/2019	DIVIDEND ON 35,151.096 SHS ALGER FUNDS FOCUS EQUITY FUND CL Y AT 0.13 PER SHARE EFFECTIVE 12/18/2019	4,569.64		



Statement Period
Account Number

07/01/2019 through 06/30/2020
115150004910
BENEFIT TRUST COMPANY
AS TRUSTEE FOR
VENTURA COUNTY COMMUNITY
COLLEGE DISTRICT
PUBLIC ENTITY INVESTMENT TRUST

Schedule Of Income

DATE	DESCRIPTION	CASH RECEIVED	INCOME EARNED	MARKET / COST BASIS
12/19/2019	SHORT TERM CAPITAL GAINS DIVIDEND ON 35,151.096 SHS ALGER FUNDS FOCUS EQUITY FUND CL Y AT .1144 PER SHARE EFFECTIVE 12/18/2019	4,021.29		
12/19/2019	LONG TERM CAP GAINS DIVIDEND - PRE 5/6/2003 ON 35,151.096 SHS ALGER FUNDS FOCUS EQUITY FUND CL Y AT .6453 PER SHARE EFFECTIVE 12/18/2019	22,683.00		
	SECURITY TOTAL	31,273.93	31,273.93	
	BRANDES FUNDS INTERNATIONAL SMALL CAP R6			
10/02/2019	DIVIDEND ON .5 SHS BRANDES FUNDS INTERNATIONAL SMALL CAP R6 AT .04535 PER SHARE EFFECTIVE 09/30/2019	2,397.71		
	SECURITY TOTAL	2,397.71	2,397.71	
	COLUMBIA CONTRARIAN CORE			
12/12/2019	DIVIDEND ON 40,909.552 SHS COLUMBIA CONTRARIAN CORE AT .32477 PER SHARE EFFECTIVE 12/10/2019	13,286.20		
12/12/2019	SHORT TERM CAPITAL GAINS DIVIDEND ON 40,909.552 SHS COLUMBIA CONTRARIAN CORE AT .06214 PER SHARE EFFECTIVE 12/10/2019	2,542.12		
12/12/2019	LONG TERM CAP GAINS DIVIDEND - PRE 5/6/2003 ON 40,909.552 SHS COLUMBIA CONTRARIAN CORE AT 1.22639 PER SHARE EFFECTIVE 12/10/2019	50,171.07		
	SECURITY TOTAL	65,999.39	65,999.39	



Statement Period
Account Number

07/01/2019 through 06/30/2020
115150004910
BENEFIT TRUST COMPANY
AS TRUSTEE FOR
VENTURA COUNTY COMMUNITY
COLLEGE DISTRICT
PUBLIC ENTITY INVESTMENT TRUST

Schedule Of Income

DATE	DESCRIPTION	CASH RECEIVED	INCOME EARNED	MARKET / COST BASIS
	OAKMARK SELECT FUND-INSTITUTIONAL			
12/16/2019	DIVIDEND ON 32,370.323 SHS OAKMARK SELECT FUND-INSTITUTIONAL AT .3684 PER SHARE EFFECTIVE 12/12/2019	11,928.94		
	SECURITY TOTAL	11,928.94	11,928.94	
	OAKMARK INTERNATIONAL INST.			
12/16/2019	DIVIDEND ON 18,212.076 SHS OAKMARK INTERNATIONAL INST. AT .5004 PER SHARE EFFECTIVE 12/12/2019	9,113.32		
	SECURITY TOTAL	9,113.32	9,113.32	
	HARTFORD FUNDS MIDCAP CLASS Y			
12/12/2019	LONG TERM CAP GAINS DIVIDEND - PRE 5/6/2003 ON 23,983.229 SHS HARTFORD FUNDS MIDCAP CLASS Y AT 1.627601 PER SHARE EFFECTIVE 12/10/2019	39,035.13		
	SECURITY TOTAL	39,035.13	39,035.13	
	JOHN HANCOCK INTERNATIONAL GROWTH R6			
12/17/2019	DIVIDEND ON 27,386.128 SHS JOHN HANCOCK INTERNATIONAL GROWTH R6 AT .22841 PER SHARE EFFECTIVE 12/13/2019	6,255.27		
	SECURITY TOTAL	6,255.27	6,255.27	
	UNDISCOVERED MANAGERS BEHAVIORAL VALUE R6			
12/16/2019	SHORT TERM CAPITAL GAINS DIVIDEND ON 14,097.237 SHS UNDISCOVERED MANAGERS BEHAVIORAL VALUE R6 AT .16014 PER SHARE EFFECTIVE 12/12/2019	2,258.26		



Statement Period
Account Number

07/01/2019 through 06/30/2020
115150004910
**BENEFIT TRUST COMPANY
AS TRUSTEE FOR
VENTURA COUNTY COMMUNITY
COLLEGE DISTRICT
PUBLIC ENTITY INVESTMENT TRUST**

Schedule Of Income

DATE	DESCRIPTION	CASH RECEIVED	INCOME EARNED	MARKET / COST BASIS
12/16/2019	LONG TERM CAP GAINS DIVIDEND - PRE 5/6/2003 ON 14,097.237 SHS UNDISCOVERED MANAGERS BEHAVIORAL VALUE R6 AT 2.46423 PER SHARE EFFECTIVE 12/12/2019	34,750.06		
12/23/2019	DIVIDEND ON 14,687.387 SHS UNDISCOVERED MANAGERS BEHAVIORAL VALUE R6 AT .56244 PER SHARE EFFECTIVE 12/19/2019	8,260.77		
06/30/2020	LONG TERM CAP GAINS DIVIDEND - PRE 5/6/2003 ON 15,427.251 SHS UNDISCOVERED MANAGERS BEHAVIORAL VALUE R6 AT .05646 PER SHARE EFFECTIVE 06/25/2020	871.02		
	SECURITY TOTAL	46,140.11	46,140.11	
	TOTAL MUTUAL FUND - DOMESTIC EQUITY	242,523.10	242,523.10	
	MUTUAL FUND - INTERNATIONAL EQUITY			
	GOLDMAN SACHS TR II GQG PARTNRS R6			
12/20/2019	DIVIDEND ON 45,343.182 SHS GOLDMAN SACHS TR II GQG PARTNRS R6 AT .1034 PER SHARE EFFECTIVE 12/18/2019	4,688.49		
	SECURITY TOTAL	4,688.49	4,688.49	
	HARTFORD INTERNATIONAL VALUE - Y			
12/31/2019	DIVIDEND ON 44,344.891 SHS HARTFORD INTERNATIONAL VALUE - Y AT .47015 PER SHARE EFFECTIVE 12/27/2019	20,848.75		
	SECURITY TOTAL	20,848.75	20,848.75	



Statement Period
Account Number

07/01/2019 through 06/30/2020
115150004910
**BENEFIT TRUST COMPANY
AS TRUSTEE FOR
VENTURA COUNTY COMMUNITY
COLLEGE DISTRICT
PUBLIC ENTITY INVESTMENT TRUST**

Schedule Of Income

DATE	DESCRIPTION	CASH RECEIVED	INCOME EARNED	MARKET / COST BASIS
	AMERICAN FUNDS NEW PERSPECTIVE F2			
12/24/2019	DIVIDEND ON 14,612.455 SHS AMERICAN FUNDS NEW PERSPECTIVE F2 AT .5766 PER SHARE EFFECTIVE 12/20/2019	8,425.54		
12/24/2019	LONG TERM CAP GAINS DIVIDEND - PRE 5/6/2003 ON 14,612.455 SHS AMERICAN FUNDS NEW PERSPECTIVE F2 AT 1.2582 PER SHARE EFFECTIVE 12/20/2019	18,385.39		
	SECURITY TOTAL	26,810.93	26,810.93	
	AMERICAN FUNDS NEW WORLD F2			
12/24/2019	DIVIDEND ON 6,434.861 SHS AMERICAN FUNDS NEW WORLD F2 AT .942 PER SHARE EFFECTIVE 12/20/2019	6,061.64		
12/24/2019	LONG TERM CAP GAINS DIVIDEND - PRE 5/6/2003 ON 6,434.861 SHS AMERICAN FUNDS NEW WORLD F2 AT 1.8383 PER SHARE EFFECTIVE 12/20/2019	11,829.20		
	SECURITY TOTAL	17,890.84	17,890.84	
	TOTAL MUTUAL FUND - INTERNATIONAL EQUITY	70,239.01	70,239.01	
	MUTUAL FUND - REAL ESTATE			
	COHEN AND STEERS REAL ESTATE SECURITIES - Z			
10/02/2019	DIVIDEND ON 36,752.174 SHS COHEN AND STEERS REAL ESTATE SECURITIES - Z AT 0.11 PER SHARE EFFECTIVE 09/30/2019	4,710.11		
11/07/2019	SHORT TERM CAPITAL GAINS DIVIDEND ON 76,488.488 SHS COHEN AND STEERS REAL ESTATE SECURITIES - Z AT 0.28 PER SHARE EFFECTIVE 11/05/2019	10,361.00		



Statement Period
Account Number

07/01/2019 through 06/30/2020
115150004910
BENEFIT TRUST COMPANY
AS TRUSTEE FOR
VENTURA COUNTY COMMUNITY
COLLEGE DISTRICT
PUBLIC ENTITY INVESTMENT TRUST

Schedule Of Income

DATE	DESCRIPTION	CASH RECEIVED	INCOME EARNED	MARKET / COST BASIS
11/07/2019	LONG TERM CAP GAINS DIVIDEND - PRE 5/6/2003 ON 76,488.488 SHS COHEN AND STEERS REAL ESTATE SECURITIES - Z AT .105 PER SHARE EFFECTIVE 11/05/2019	3,885.38		
12/20/2019	DIVIDEND ON 77,260.879 SHS COHEN AND STEERS REAL ESTATE SECURITIES - Z AT .114 PER SHARE EFFECTIVE 12/18/2019	8,807.74		
04/02/2020	DIVIDEND ON 78,723.5 SHS COHEN AND STEERS REAL ESTATE SECURITIES - Z AT .111 PER SHARE EFFECTIVE 03/31/2020	8,738.31		
07/02/2020	DIVIDEND ON 79,383.992 SHS COHEN AND STEERS REAL ESTATE SECURITIES - Z AT .103 PER SHARE EFFECTIVE 06/29/2020	8,176.55		
07/02/2020	LONG TERM CAP GAINS DIVIDEND - PRE 5/6/2003 ON 79,383.992 SHS COHEN AND STEERS REAL ESTATE SECURITIES - Z AT .375 PER SHARE EFFECTIVE 06/29/2020	29,769.00		
	SECURITY TOTAL	74,448.09	74,448.09	
	PRUDENTIAL FUNDS GLOBAL REAL ESTATE CL Q			
07/22/2019	DIVIDEND ON 22,663.787 SHS PRUDENTIAL FUNDS GLOBAL REAL ESTATE CL Q AT .17947 PER SHARE EFFECTIVE 07/19/2019	4,067.47		
10/21/2019	DIVIDEND ON 20,632.467 SHS PRUDENTIAL FUNDS GLOBAL REAL ESTATE CL Q AT .0918 PER SHARE EFFECTIVE 10/18/2019	1,894.06		
12/20/2019	DIVIDEND ON 29,032.69 SHS PRUDENTIAL FUNDS GLOBAL REAL ESTATE CL Q AT .9626 PER SHARE EFFECTIVE 12/19/2019	27,946.87		



Statement Period
Account Number

07/01/2019 through 06/30/2020
115150004910
BENEFIT TRUST COMPANY
AS TRUSTEE FOR
VENTURA COUNTY COMMUNITY
COLLEGE DISTRICT
PUBLIC ENTITY INVESTMENT TRUST

Schedule Of Income

DATE	DESCRIPTION	CASH RECEIVED	INCOME EARNED	MARKET / COST BASIS
12/20/2019	SHORT TERM CAPITAL GAINS DIVIDEND ON 29,032.69 SHS PRUDENTIAL FUNDS GLOBAL REAL ESTATE CL Q AT .5119 PER SHARE EFFECTIVE 12/19/2019	14,861.83		
12/20/2019	LONG TERM CAP GAINS DIVIDEND - PRE 5/6/2003 ON 29,032.69 SHS PRUDENTIAL FUNDS GLOBAL REAL ESTATE CL Q AT 1.47787 PER SHARE EFFECTIVE 12/19/2019	42,906.55		
04/20/2020	DIVIDEND ON 33,333.828 SHS PRUDENTIAL FUNDS GLOBAL REAL ESTATE CL Q AT .09412 PER SHARE EFFECTIVE 04/16/2020	3,137.38		
	SECURITY TOTAL	94,814.16	94,814.16	
	TOTAL MUTUAL FUND - REAL ESTATE	169,262.25	169,262.25	
	TOTAL DIVIDENDS	892,070.38	892,070.38	
	TOTAL INCOME	892,070.38	892,070.38	



Statement Period
Account Number

07/01/2019 through 06/30/2020
115150004910
**BENEFIT TRUST COMPANY
AS TRUSTEE FOR
VENTURA COUNTY COMMUNITY
COLLEGE DISTRICT
PUBLIC ENTITY INVESTMENT TRUST**

Schedule Of Fees And Other Expenses

DATE	DESCRIPTION	CASH
ADMINISTRATIVE FEES AND EXPENSES		
07/10/2019	MONTHLY FEE TO BENEFIT TRUST COMPANY JUNE 2019	2,269.55
07/10/2019	MONTHLY FEE TO KEENAN AND ASSOCIATES JUNE 2019	2,343.84
07/10/2019	MONTHLY FEE TO MORGAN STANLEY JUNE 2019	2,299.01
08/13/2019	MONTHLY FEE TO BENEFIT TRUST COMPANY JULY 2019	2,275.38
08/13/2019	MONTHLY FEE TO KEENAN AND ASSOCIATES JULY 2019	2,349.76
08/13/2019	MONTHLY FEE TO MORGAN STANLEY JULY 2019	2,305.08
09/09/2019	MONTHLY FEE TO BENEFIT TRUST COMPANY AUGUST 2019	2,260.72
09/09/2019	MONTHLY FEE TO KEENAN AND ASSOCIATES AUGUST 2019	2,334.86
09/09/2019	MONTHLY FEE TO MORGAN STANLEY AUGUST 2019	2,289.81
10/08/2019	MONTHLY FEE TO BENEFIT TRUST COMPANY September 2019	2,269.32
10/08/2019	MONTHLY FEE TO KEENAN AND ASSOCIATES SEPTEMBER 2019	2,343.60
10/08/2019	MONTHLY FEE TO MORGAN STANLEY SEPTEMBER 2019	2,298.77
11/12/2019	MONTHLY FEE TO BENEFIT TRUST COMPANY OCTOBER 2019	2,302.27
11/12/2019	MONTHLY FEE TO MORGAN STANLEY OCTOBER 2019	2,333.09



Statement Period
Account Number

07/01/2019 through 06/30/2020
115150004910
**BENEFIT TRUST COMPANY
AS TRUSTEE FOR
VENTURA COUNTY COMMUNITY
COLLEGE DISTRICT
PUBLIC ENTITY INVESTMENT TRUST**

Schedule Of Fees And Other Expenses

DATE	DESCRIPTION	CASH
11/12/2019	MONTHLY FEE TO KEENAN AND ASSOCIATES OCTOBER 2019	2,377.10
12/13/2019	MONTHLY FEE TO BENEFIT TRUST COMPANY NOVEMBER 2019	2,345.11
12/13/2019	MONTHLY FEE TO KEENAN AND ASSOCIATES NOVEMBER 2019	2,420.65
12/13/2019	MONTHLY FEE TO MORGAN STANLEY NOVEMBER 2019	2,377.72
01/09/2020	MONTHLY FEE TO BENEFIT TRUST COMPANY DECEMBER 2019	2,382.05
01/09/2020	MONTHLY FEE TO KEENAN AND ASSOCIATES DECEMBER 2019	2,458.20
01/09/2020	MONTHLY FEE TO MORGAN STANLEY DECEMBER 2019	2,416.19
02/12/2020	MONTHLY FEE TO BENEFIT TRUST COMPANY JANUARY 2020	2,394.15
02/12/2020	MONTHLY FEE TO KEENAN AND ASSOCIATES JANUARY 2020	2,470.51
02/12/2020	MONTHLY FEE TO MORGAN STANLEY JANUARY 2020	2,428.80
03/17/2020	MONTHLY FEE TO BENEFIT TRUST COMPANY FEBRUARY 2020	2,305.08
03/17/2020	MONTHLY FEE TO MORGAN STANLEY FEBRUARY 2020	2,336.02
03/17/2020	MONTHLY FEE TO KEENAN AND ASSOCIATES FEBRUARY 2020	2,379.95
04/08/2020	MONTHLY FEE TO BENEFIT TRUST COMPANY MARCH 2020	2,048.13
04/08/2020	MONTHLY FEE TO KEENAN AND ASSOCIATES MARCH 2020	2,118.72



Statement Period
Account Number

07/01/2019 through 06/30/2020
115150004910
**BENEFIT TRUST COMPANY
AS TRUSTEE FOR
VENTURA COUNTY COMMUNITY
COLLEGE DISTRICT
PUBLIC ENTITY INVESTMENT TRUST**

Schedule Of Fees And Other Expenses

DATE	DESCRIPTION	CASH
04/08/2020	MONTHLY FEE TO MORGAN STANLEY MARCH 2020	2,068.36
05/14/2020	MONTHLY FEE TO BENEFIT TRUST COMPANY APRIL 2020	2,201.96
05/14/2020	MONTHLY FEE TO KEENAN AND ASSOCIATES APRIL 2020	2,275.12
05/14/2020	MONTHLY FEE TO MORGAN STANLEY APRIL 2020	2,228.60
06/09/2020	MONTHLY FEE TO BENEFIT TRUST COMPANY MAY 2020	2,289.32
06/09/2020	MONTHLY FEE TO KEENAN AND ASSOCIATES MAY 2020	2,363.94
06/09/2020	MONTHLY FEE TO MORGAN STANLEY MAY 2020	2,319.61
TOTAL ADMINISTRATIVE FEES AND EXPENSES		83,280.35
TOTAL FEES AND OTHER EXPENSES		83,280.35

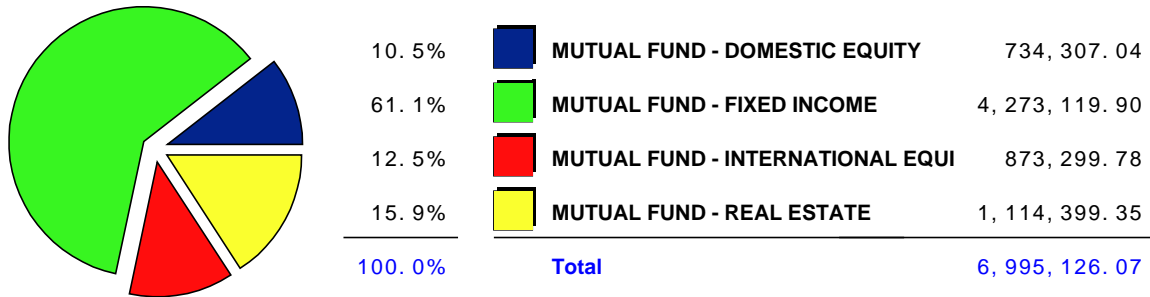


Statement Period
Account Number

07/01/2019 through 06/30/2020
115150004910
BENEFIT TRUST COMPANY
AS TRUSTEE FOR
VENTURA COUNTY COMMUNITY
COLLEGE DISTRICT
PUBLIC ENTITY INVESTMENT TRUST

Schedule Of Purchases

Purchase Allocation



Purchase Schedule

TRADE DATE	SETTLMT DATE	DESCRIPTION	UNITS	AVG COST
MUTUAL FUND - FIXED INCOME				
BLACKROCK TOTAL RETURN - K				
07/31/2019	08/01/2019	PURCHASED 331.704 SHS BLACKROCK TOTAL RETURN - K ON 07/31/2019 AT 11.81 FOR REINVESTMENT	331.704	3,917.42
08/30/2019	09/03/2019	PURCHASED 295.193 SHS BLACKROCK TOTAL RETURN - K ON 08/30/2019 AT 12.05 FOR REINVESTMENT	295.193	3,557.07
09/30/2019	10/01/2019	PURCHASED 302.127 SHS BLACKROCK TOTAL RETURN - K ON 09/30/2019 AT 11.95 FOR REINVESTMENT	302.127	3,610.42



Statement Period
Account Number

07/01/2019 through 06/30/2020
115150004910
**BENEFIT TRUST COMPANY
AS TRUSTEE FOR
VENTURA COUNTY COMMUNITY
COLLEGE DISTRICT
PUBLIC ENTITY INVESTMENT TRUST**

Schedule Of Purchases

TRADE DATE	SETTLMT DATE	DESCRIPTION	UNITS	AVG COST
10/31/2019	11/04/2019	PURCHASED 271.855 SHS BLACKROCK TOTAL RETURN - K ON 10/31/2019 AT 11.96 FOR REINVESTMENT	271.855	3,251.38
11/05/2019	11/06/2019	PURCHASED 54,978.881 SHS BLACKROCK TOTAL RETURN - K ON 11/05/2019 AT 11.88	54,978.881	653,149.11
11/29/2019	12/02/2019	PURCHASED 378.567 SHS BLACKROCK TOTAL RETURN - K ON 11/29/2019 AT 11.93 FOR REINVESTMENT	378.567	4,516.31
12/03/2019	12/04/2019	PURCHASED 2.715 SHS BLACKROCK TOTAL RETURN - K ON 12/03/2019 AT 11.95	2.715	32.45
12/31/2019	01/02/2020	PURCHASED 434.413 SHS BLACKROCK TOTAL RETURN - K ON 12/31/2019 AT 11.93 FOR REINVESTMENT	434.413	5,182.55
01/31/2020	02/03/2020	PURCHASED 367.999 SHS BLACKROCK TOTAL RETURN - K ON 01/31/2020 AT 12.12 FOR REINVESTMENT	367.999	4,460.15
02/06/2020	02/07/2020	PURCHASED 4,820.582 SHS BLACKROCK TOTAL RETURN - K ON 02/06/2020 AT 12.08	4,820.582	58,232.63
02/28/2020	03/02/2020	PURCHASED 346.221 SHS BLACKROCK TOTAL RETURN - K ON 02/28/2020 AT 12.28 FOR REINVESTMENT	346.221	4,251.59
03/31/2020	04/01/2020	PURCHASED 456.285 SHS BLACKROCK TOTAL RETURN - K ON 03/31/2020 AT 11.79 FOR REINVESTMENT	456.285	5,379.60
04/30/2020	05/01/2020	PURCHASED 410.997 SHS BLACKROCK TOTAL RETURN - K ON 04/30/2020 AT 12.10 FOR REINVESTMENT	410.997	4,973.06
05/29/2020	06/01/2020	PURCHASED 289.692 SHS BLACKROCK TOTAL RETURN - K ON 05/29/2020 AT 12.26 FOR REINVESTMENT	289.692	3,551.63



Statement Period
Account Number

07/01/2019 through 06/30/2020
115150004910
**BENEFIT TRUST COMPANY
AS TRUSTEE FOR
VENTURA COUNTY COMMUNITY
COLLEGE DISTRICT
PUBLIC ENTITY INVESTMENT TRUST**

Schedule Of Purchases

TRADE DATE	SETTLMT DATE	DESCRIPTION	UNITS	AVG COST
06/30/2020	07/01/2020	PURCHASED 217.985 SHS BLACKROCK TOTAL RETURN - K ON 06/30/2020 AT 12.39 FOR REINVESTMENT	217.985	2,700.84
TOTAL			63,905.216	760,766.21
GUGGENHEIM INVESTMENTS MACRO OPPORTUNITIES INST.				
07/31/2019	08/01/2019	PURCHASED 154.571 SHS GUGGENHEIM INVESTMENTS MACRO OPPORTUNITIES INST. ON 07/31/2019 AT 25.91 FOR REINVESTMENT	154.571	4,004.94
08/30/2019	09/03/2019	PURCHASED 134.267 SHS GUGGENHEIM INVESTMENTS MACRO OPPORTUNITIES INST. ON 08/30/2019 AT 25.92 FOR REINVESTMENT	134.267	3,480.20
09/30/2019	10/01/2019	PURCHASED 979.674 SHS GUGGENHEIM INVESTMENTS MACRO OPPORTUNITIES INST. ON 09/30/2019 AT 25.85	979.674	25,324.58
09/30/2019	10/02/2019	PURCHASED 128.122 SHS GUGGENHEIM INVESTMENTS MACRO OPPORTUNITIES INST. ON 09/30/2019 AT 25.85 FOR REINVESTMENT	128.122	3,311.96
10/31/2019	11/04/2019	PURCHASED 165.269 SHS GUGGENHEIM INVESTMENTS MACRO OPPORTUNITIES INST. ON 10/31/2019 AT 25.79 FOR REINVESTMENT	165.269	4,262.30
TOTAL			1,561.903	40,383.98
GUGGENHEIM INVESTMENTS INVESTMENT GRADE BOND FUND				
07/31/2019	08/01/2019	PURCHASED 160.086 SHS GUGGENHEIM INVESTMENTS INVESTMENT GRADE BOND FUND ON 07/31/2019 AT 18.70 FOR REINVESTMENT	160.086	2,993.60



Statement Period
Account Number

07/01/2019 through 06/30/2020
115150004910
**BENEFIT TRUST COMPANY
AS TRUSTEE FOR
VENTURA COUNTY COMMUNITY
COLLEGE DISTRICT
PUBLIC ENTITY INVESTMENT TRUST**

Schedule Of Purchases

TRADE DATE	SETTLMT DATE	DESCRIPTION	UNITS	AVG COST
08/30/2019	09/03/2019	PURCHASED 160.591 SHS GUGGENHEIM INVESTMENTS INVESTMENT GRADE BOND FUND ON 08/30/2019 AT 19.04 FOR REINVESTMENT	160.591	3,057.66
09/30/2019	10/02/2019	PURCHASED 147.741 SHS GUGGENHEIM INVESTMENTS INVESTMENT GRADE BOND FUND ON 09/30/2019 AT 18.91 FOR REINVESTMENT	147.741	2,793.79
10/31/2019	11/04/2019	PURCHASED 139.9 SHS GUGGENHEIM INVESTMENTS INVESTMENT GRADE BOND FUND ON 10/31/2019 AT 18.89 FOR REINVESTMENT	139.9	2,642.72
11/05/2019	11/06/2019	PURCHASED 35,200.26 SHS GUGGENHEIM INVESTMENTS INVESTMENT GRADE BOND FUND ON 11/05/2019 AT 18.74	35,200.26	659,652.88
11/29/2019	12/02/2019	PURCHASED 171.306 SHS GUGGENHEIM INVESTMENTS INVESTMENT GRADE BOND FUND ON 11/29/2019 AT 18.81 FOR REINVESTMENT	171.306	3,222.26
12/03/2019	12/04/2019	PURCHASED 1.721 SHS GUGGENHEIM INVESTMENTS INVESTMENT GRADE BOND FUND ON 12/03/2019 AT 18.86	1.721	32.45
12/31/2019	01/02/2020	PURCHASED 172.213 SHS GUGGENHEIM INVESTMENTS INVESTMENT GRADE BOND FUND ON 12/31/2019 AT 18.69 FOR REINVESTMENT	172.213	3,218.66
01/31/2020	02/03/2020	PURCHASED 188.606 SHS GUGGENHEIM INVESTMENTS INVESTMENT GRADE BOND FUND ON 01/31/2020 AT 19.05 FOR REINVESTMENT	188.606	3,592.95
02/06/2020	02/07/2020	PURCHASED 3,949.665 SHS GUGGENHEIM INVESTMENTS INVESTMENT GRADE BOND FUND ON 02/06/2020 AT 18.93	3,949.665	74,767.16



Statement Period
Account Number

07/01/2019 through 06/30/2020
115150004910
**BENEFIT TRUST COMPANY
AS TRUSTEE FOR
VENTURA COUNTY COMMUNITY
COLLEGE DISTRICT
PUBLIC ENTITY INVESTMENT TRUST**

Schedule Of Purchases

TRADE DATE	SETTLMT DATE	DESCRIPTION	UNITS	AVG COST
02/28/2020	03/02/2020	PURCHASED 171.245 SHS GUGGENHEIM INVESTMENTS INVESTMENT GRADE BOND FUND ON 02/28/2020 AT 19.35 FOR REINVESTMENT	171.245	3,313.60
03/31/2020	04/01/2020	PURCHASED 220.004 SHS GUGGENHEIM INVESTMENTS INVESTMENT GRADE BOND FUND ON 03/31/2020 AT 19.19 FOR REINVESTMENT	220.004	4,221.87
04/30/2020	05/01/2020	PURCHASED 218.786 SHS GUGGENHEIM INVESTMENTS INVESTMENT GRADE BOND FUND ON 04/30/2020 AT 19.51 FOR REINVESTMENT	218.786	4,268.51
05/29/2020	06/01/2020	PURCHASED 253.626 SHS GUGGENHEIM INVESTMENTS INVESTMENT GRADE BOND FUND ON 05/29/2020 AT 19.80 FOR REINVESTMENT	253.626	5,021.80
06/30/2020	07/01/2020	PURCHASED 246.095 SHS GUGGENHEIM INVESTMENTS INVESTMENT GRADE BOND FUND ON 06/30/2020 AT 20.11 FOR REINVESTMENT	246.095	4,948.97
TOTAL			41,401.845	777,748.88
HARTFORD WORLD BOND - Y				
09/27/2019	10/01/2019	PURCHASED 171.517 SHS HARTFORD WORLD BOND - Y ON 09/27/2019 AT 10.88 FOR REINVESTMENT	171.517	1,866.11
12/03/2019	12/04/2019	PURCHASED .686 SHS HARTFORD WORLD BOND - Y ON 12/03/2019 AT 10.81	.686	7.42
12/17/2019	12/19/2019	PURCHASED 188.425 SHS HARTFORD WORLD BOND - Y ON 12/17/2019 AT 10.76 FOR REINVESTMENT	188.425	2,027.45
12/27/2019	12/31/2019	PURCHASED 701.188 SHS HARTFORD WORLD BOND - Y ON 12/27/2019 AT 10.59 FOR REINVESTMENT	701.188	7,425.58



Statement Period
Account Number

07/01/2019 through 06/30/2020
115150004910
**BENEFIT TRUST COMPANY
AS TRUSTEE FOR
VENTURA COUNTY COMMUNITY
COLLEGE DISTRICT
PUBLIC ENTITY INVESTMENT TRUST**

Schedule Of Purchases

TRADE DATE	SETTLMT DATE	DESCRIPTION	UNITS	AVG COST
02/06/2020	02/07/2020	PURCHASED 2,347.628 SHS HARTFORD WORLD BOND - Y ON 02/06/2020 AT 10.55	2,347.628	24,767.48
TOTAL			3,409.444	36,094.04
LEGG MASON BW GLOBAL OPPORTUNITIES BOND IS				
09/30/2019	10/01/2019	PURCHASED 1,196.816 SHS LEGG MASON BW GLOBAL OPPORTUNITIES BOND IS ON 09/30/2019 AT 10.22	1,196.816	12,231.46
09/30/2019	10/01/2019	PURCHASED 221.594 SHS LEGG MASON BW GLOBAL OPPORTUNITIES BOND IS ON 09/30/2019 AT 10.22 FOR REINVESTMENT	221.594	2,264.69
TOTAL			1,418.41	14,496.15
LEGG MASON BW ALTERNATIVE CREDIT				
09/30/2019	10/01/2019	PURCHASED 268.938 SHS LEGG MASON BW ALTERNATIVE CREDIT ON 09/30/2019 AT 10.54 FOR REINVESTMENT	268.938	2,834.61
TOTAL			268.938	2,834.61
PRUDENTIAL GBL TOTL RTRN FD INC PGIM TTL R6				
11/05/2019	11/06/2019	PURCHASED 63,787.805 SHS PRUDENTIAL GBL TOTL RTRN FD INC PGIM TTL R6 ON 11/05/2019 AT 7.08	63,787.805	451,617.66
11/12/2019	11/13/2019	PURCHASED 1.832 SHS PRUDENTIAL GBL TOTL RTRN FD INC PGIM TTL R6 ON 11/12/2019 AT 7.03	1.832	12.88
11/21/2019	11/22/2019	PURCHASED .729 SHS PRUDENTIAL GBL TOTL RTRN FD INC PGIM TTL R6 ON 11/21/2019 AT 7.08	.729	5.16



Statement Period
Account Number

07/01/2019 through 06/30/2020
115150004910
**BENEFIT TRUST COMPANY
AS TRUSTEE FOR
VENTURA COUNTY COMMUNITY
COLLEGE DISTRICT
PUBLIC ENTITY INVESTMENT TRUST**

Schedule Of Purchases

TRADE DATE	SETTLMT DATE	DESCRIPTION	UNITS	AVG COST
11/25/2019	11/26/2019	PURCHASED .749 SHS PRUDENTIAL GBL TOTL RTRN FD INC PGIM TTL R6 ON 11/25/2019 AT 7.08	.749	5.30
11/29/2019	12/02/2019	PURCHASED 160.767 SHS PRUDENTIAL GBL TOTL RTRN FD INC PGIM TTL R6 ON 11/29/2019 AT 7.08 FOR REINVESTMENT	160.767	1,138.23
12/03/2019	12/04/2019	PURCHASED 1.045 SHS PRUDENTIAL GBL TOTL RTRN FD INC PGIM TTL R6 ON 12/03/2019 AT 7.10	1.045	7.42
12/18/2019	12/19/2019	PURCHASED 522.663 SHS PRUDENTIAL GBL TOTL RTRN FD INC PGIM TTL R6 ON 12/18/2019 AT 6.92 FOR REINVESTMENT	522.663	3,616.83
12/18/2019	12/19/2019	PURCHASED 1,067.214 SHS PRUDENTIAL GBL TOTL RTRN FD INC PGIM TTL R6 ON 12/18/2019 AT 6.92 FOR REINVESTMENT	1,067.214	7,385.12
12/31/2019	01/02/2020	PURCHASED 194.929 SHS PRUDENTIAL GBL TOTL RTRN FD INC PGIM TTL R6 ON 12/31/2019 AT 6.95 FOR REINVESTMENT	194.929	1,354.76
01/31/2020	02/03/2020	PURCHASED 211.178 SHS PRUDENTIAL GBL TOTL RTRN FD INC PGIM TTL R6 ON 01/31/2020 AT 7.06 FOR REINVESTMENT	211.178	1,490.92
02/06/2020	02/07/2020	PURCHASED 1,819.453 SHS PRUDENTIAL GBL TOTL RTRN FD INC PGIM TTL R6 ON 02/06/2020 AT 7.00	1,819.453	12,736.17
02/07/2020	02/10/2020	PURCHASED 67,517.014 SHS PRUDENTIAL GBL TOTL RTRN FD INC PGIM TTL R6 ON 02/07/2020 AT 7.02	67,517.014	473,969.44



Statement Period
Account Number

07/01/2019 through 06/30/2020
115150004910
**BENEFIT TRUST COMPANY
AS TRUSTEE FOR
VENTURA COUNTY COMMUNITY
COLLEGE DISTRICT
PUBLIC ENTITY INVESTMENT TRUST**

Schedule Of Purchases

TRADE DATE	SETTLMT DATE	DESCRIPTION	UNITS	AVG COST
02/18/2020	02/19/2020	PURCHASED .751 SHS PRUDENTIAL GBL TOTL RTRN FD INC PGIM TTL R6 ON 02/18/2020 AT 7.02	.751	5.27
02/28/2020	03/02/2020	PURCHASED 256.721 SHS PRUDENTIAL GBL TOTL RTRN FD INC PGIM TTL R6 ON 02/28/2020 AT 7.07 FOR REINVESTMENT	256.721	1,815.02
03/31/2020	04/01/2020	PURCHASED 481.977 SHS PRUDENTIAL GBL TOTL RTRN FD INC PGIM TTL R6 ON 03/31/2020 AT 6.40 FOR REINVESTMENT	481.977	3,084.65
04/30/2020	05/01/2020	PURCHASED 442.799 SHS PRUDENTIAL GBL TOTL RTRN FD INC PGIM TTL R6 ON 04/30/2020 AT 6.58 FOR REINVESTMENT	442.799	2,913.62
05/29/2020	06/01/2020	PURCHASED 464.783 SHS PRUDENTIAL GBL TOTL RTRN FD INC PGIM TTL R6 ON 05/29/2020 AT 6.76 FOR REINVESTMENT	464.783	3,141.93
06/30/2020	07/01/2020	PURCHASED 433.169 SHS PRUDENTIAL GBL TOTL RTRN FD INC PGIM TTL R6 ON 06/30/2020 AT 6.86 FOR REINVESTMENT	433.169	2,971.54
TOTAL			137,365.578	967,271.92
PRUDENTIAL FUNDS TOTAL RETURN BOND CL Q				
07/31/2019	08/01/2019	PURCHASED 272.807 SHS PRUDENTIAL FUNDS TOTAL RETURN BOND CL Q ON 07/31/2019 AT 14.77 FOR REINVESTMENT	272.807	4,029.36
08/30/2019	09/03/2019	PURCHASED 278.578 SHS PRUDENTIAL FUNDS TOTAL RETURN BOND CL Q ON 08/30/2019 AT 15.11 FOR REINVESTMENT	278.578	4,209.32



Statement Period
Account Number

07/01/2019 through 06/30/2020
115150004910
**BENEFIT TRUST COMPANY
AS TRUSTEE FOR
VENTURA COUNTY COMMUNITY
COLLEGE DISTRICT
PUBLIC ENTITY INVESTMENT TRUST**

Schedule Of Purchases

TRADE DATE	SETTLMT DATE	DESCRIPTION	UNITS	AVG COST
09/30/2019	10/01/2019	PURCHASED 236.775 SHS PRUDENTIAL FUNDS TOTAL RETURN BOND CL Q ON 09/30/2019 AT 15.03 FOR REINVESTMENT	236.775	3,558.73
10/31/2019	11/04/2019	PURCHASED 234.965 SHS PRUDENTIAL FUNDS TOTAL RETURN BOND CL Q ON 10/31/2019 AT 15.02 FOR REINVESTMENT	234.965	3,529.18
11/05/2019	11/06/2019	PURCHASED 43,947.973 SHS PRUDENTIAL FUNDS TOTAL RETURN BOND CL Q ON 11/05/2019 AT 14.90	43,947.973	654,824.80
11/29/2019	12/02/2019	PURCHASED 342.547 SHS PRUDENTIAL FUNDS TOTAL RETURN BOND CL Q ON 11/29/2019 AT 14.99 FOR REINVESTMENT	342.547	5,134.78
12/03/2019	12/04/2019	PURCHASED 2.159 SHS PRUDENTIAL FUNDS TOTAL RETURN BOND CL Q ON 12/03/2019 AT 15.03	2.159	32.45
12/18/2019	12/19/2019	PURCHASED 2,361.795 SHS PRUDENTIAL FUNDS TOTAL RETURN BOND CL Q ON 12/18/2019 AT 14.43 FOR REINVESTMENT	2,361.795	34,080.70
12/18/2019	12/19/2019	PURCHASED 2,263.076 SHS PRUDENTIAL FUNDS TOTAL RETURN BOND CL Q ON 12/18/2019 AT 14.43 FOR REINVESTMENT	2,263.076	32,656.19
12/23/2019	12/24/2019	PURCHASED 358.555 SHS PRUDENTIAL FUNDS TOTAL RETURN BOND CL Q ON 12/23/2019 AT 14.40 FOR REINVESTMENT	358.555	5,163.19
12/31/2019	01/02/2020	PURCHASED 360.439 SHS PRUDENTIAL FUNDS TOTAL RETURN BOND CL Q ON 12/31/2019 AT 14.42 FOR REINVESTMENT	360.439	5,197.53



Statement Period
Account Number

07/01/2019 through 06/30/2020
115150004910
**BENEFIT TRUST COMPANY
AS TRUSTEE FOR
VENTURA COUNTY COMMUNITY
COLLEGE DISTRICT
PUBLIC ENTITY INVESTMENT TRUST**

Schedule Of Purchases

TRADE DATE	SETTLMT DATE	DESCRIPTION	UNITS	AVG COST
01/31/2020	02/03/2020	PURCHASED 356.418 SHS PRUDENTIAL FUNDS TOTAL RETURN BOND CL Q ON 01/31/2020 AT 14.74 FOR REINVESTMENT	356.418	5,253.60
02/06/2020	02/07/2020	PURCHASED 3,365.664 SHS PRUDENTIAL FUNDS TOTAL RETURN BOND CL Q ON 02/06/2020 AT 14.67	3,365.664	49,374.29
02/28/2020	03/02/2020	PURCHASED 337.522 SHS PRUDENTIAL FUNDS TOTAL RETURN BOND CL Q ON 02/28/2020 AT 14.91 FOR REINVESTMENT	337.522	5,032.46
03/31/2020	04/01/2020	PURCHASED 416.538 SHS PRUDENTIAL FUNDS TOTAL RETURN BOND CL Q ON 03/31/2020 AT 13.90 FOR REINVESTMENT	416.538	5,789.88
04/30/2020	05/01/2020	PURCHASED 395.285 SHS PRUDENTIAL FUNDS TOTAL RETURN BOND CL Q ON 04/30/2020 AT 14.26 FOR REINVESTMENT	395.285	5,636.76
05/29/2020	06/01/2020	PURCHASED 403.395 SHS PRUDENTIAL FUNDS TOTAL RETURN BOND CL Q ON 05/29/2020 AT 14.51 FOR REINVESTMENT	403.395	5,853.26
06/30/2020	07/01/2020	PURCHASED 379.87 SHS PRUDENTIAL FUNDS TOTAL RETURN BOND CL Q ON 06/30/2020 AT 14.72 FOR REINVESTMENT	379.87	5,591.68
TOTAL			56,314.361	834,948.16
THORNBURG INVESTMENT INCOME BUILDER R6				
09/20/2019	09/24/2019	PURCHASED 634.862 SHS THORNBURG INVESTMENT INCOME BUILDER R6 ON 09/20/2019 AT 21.85 FOR REINVESTMENT	634.862	13,871.73



Statement Period
Account Number

07/01/2019 through 06/30/2020
115150004910
**BENEFIT TRUST COMPANY
AS TRUSTEE FOR
VENTURA COUNTY COMMUNITY
COLLEGE DISTRICT
PUBLIC ENTITY INVESTMENT TRUST**

Schedule Of Purchases

TRADE DATE	SETTLMT DATE	DESCRIPTION	UNITS	AVG COST
12/03/2019	12/04/2019	PURCHASED .508 SHS THORNBURG INVESTMENT INCOME BUILDER R6 ON 12/03/2019 AT 21.93	.508	11.13
12/27/2019	12/31/2019	PURCHASED 535.547 SHS THORNBURG INVESTMENT INCOME BUILDER R6 ON 12/27/2019 AT 22.80 FOR REINVESTMENT	535.547	12,210.47
02/06/2020	02/07/2020	PURCHASED 650.587 SHS THORNBURG INVESTMENT INCOME BUILDER R6 ON 02/06/2020 AT 22.81	650.587	14,839.89
03/19/2020	03/23/2020	PURCHASED 416.649 SHS THORNBURG INVESTMENT INCOME BUILDER R6 ON 03/19/2020 AT 15.26 FOR REINVESTMENT	416.649	6,358.07
06/18/2020	06/22/2020	PURCHASED 346.657 SHS THORNBURG INVESTMENT INCOME BUILDER R6 ON 06/18/2020 AT 19.05 FOR REINVESTMENT	346.657	6,603.82
TOTAL			2,584.81	53,895.11
WESTERN ASSET CORE PLUS BOND IS				
07/31/2019	08/01/2019	PURCHASED 352.143 SHS WESTERN ASSET CORE PLUS BOND IS ON 07/31/2019 AT 11.89 FOR REINVESTMENT	352.143	4,186.98
08/30/2019	09/03/2019	PURCHASED 351.379 SHS WESTERN ASSET CORE PLUS BOND IS ON 08/30/2019 AT 12.13 FOR REINVESTMENT	351.379	4,262.23
09/30/2019	10/01/2019	PURCHASED 307.141 SHS WESTERN ASSET CORE PLUS BOND IS ON 09/30/2019 AT 12.09 FOR REINVESTMENT	307.141	3,713.33
10/31/2019	11/04/2019	PURCHASED 289.647 SHS WESTERN ASSET CORE PLUS BOND IS ON 10/31/2019 AT 12.17 FOR REINVESTMENT	289.647	3,525.01



Statement Period
Account Number

07/01/2019 through 06/30/2020
115150004910
**BENEFIT TRUST COMPANY
AS TRUSTEE FOR
VENTURA COUNTY COMMUNITY
COLLEGE DISTRICT
PUBLIC ENTITY INVESTMENT TRUST**

Schedule Of Purchases

TRADE DATE	SETTLMT DATE	DESCRIPTION	UNITS	AVG COST
11/05/2019	11/06/2019	PURCHASED 53,535.37 SHS WESTERN ASSET CORE PLUS BOND IS ON 11/05/2019 AT 12.07	53,535.37	646,171.92
11/29/2019	12/02/2019	PURCHASED 756.388 SHS WESTERN ASSET CORE PLUS BOND IS ON 11/29/2019 AT 12.07 FOR REINVESTMENT	756.388	9,129.60
12/03/2019	12/04/2019	PURCHASED 2.677 SHS WESTERN ASSET CORE PLUS BOND IS ON 12/03/2019 AT 12.12	2.677	32.45
12/18/2019	12/19/2019	PURCHASED 1,502.063 SHS WESTERN ASSET CORE PLUS BOND IS ON 12/18/2019 AT 11.91 FOR REINVESTMENT	1,502.063	17,889.57
12/18/2019	12/19/2019	PURCHASED 658.073 SHS WESTERN ASSET CORE PLUS BOND IS ON 12/18/2019 AT 11.91 FOR REINVESTMENT	658.073	7,837.65
12/31/2019	01/02/2020	PURCHASED 492.817 SHS WESTERN ASSET CORE PLUS BOND IS ON 12/31/2019 AT 11.96 FOR REINVESTMENT	492.817	5,894.09
01/31/2020	02/03/2020	PURCHASED 465.356 SHS WESTERN ASSET CORE PLUS BOND IS ON 01/31/2020 AT 12.14 FOR REINVESTMENT	465.356	5,649.42
02/06/2020	02/07/2020	PURCHASED 4,257.499 SHS WESTERN ASSET CORE PLUS BOND IS ON 02/06/2020 AT 12.12	4,257.499	51,600.89
02/28/2020	03/02/2020	PURCHASED 419.333 SHS WESTERN ASSET CORE PLUS BOND IS ON 02/28/2020 AT 12.20 FOR REINVESTMENT	419.333	5,115.86
03/31/2020	04/01/2020	PURCHASED 456.294 SHS WESTERN ASSET CORE PLUS BOND IS ON 03/31/2020 AT 11.60 FOR REINVESTMENT	456.294	5,293.01



Statement Period
Account Number

07/01/2019 through 06/30/2020
115150004910
**BENEFIT TRUST COMPANY
AS TRUSTEE FOR
VENTURA COUNTY COMMUNITY
COLLEGE DISTRICT
PUBLIC ENTITY INVESTMENT TRUST**

Schedule Of Purchases

TRADE DATE	SETTLMT DATE	DESCRIPTION	UNITS	AVG COST
04/30/2020	05/01/2020	PURCHASED 431 SHS WESTERN ASSET CORE PLUS BOND IS ON 04/30/2020 AT 11.94 FOR REINVESTMENT	431	5,146.14
05/29/2020	06/01/2020	PURCHASED 409.5 SHS WESTERN ASSET CORE PLUS BOND IS ON 05/29/2020 AT 12.17 FOR REINVESTMENT	409.5	4,983.61
06/30/2020	07/01/2020	PURCHASED 346.016 SHS WESTERN ASSET CORE PLUS BOND IS ON 06/30/2020 AT 12.28 FOR REINVESTMENT	346.016	4,249.08
TOTAL			65,032.696	784,680.84
TOTAL MUTUAL FUND - FIXED INCOME			373,263.201	4,273,119.90
MUTUAL FUND - DOMESTIC EQUITY				
ALGER FUNDS SMALL CAP FOCUS Z				
11/05/2019	11/06/2019	PURCHASED 941.431 SHS ALGER FUNDS SMALL CAP FOCUS Z ON 11/05/2019 AT 20.99	941.431	19,760.64
12/03/2019	12/04/2019	PURCHASED .849 SHS ALGER FUNDS SMALL CAP FOCUS Z ON 12/03/2019 AT 21.85	.849	18.54
12/18/2019	12/19/2019	PURCHASED 649.226 SHS ALGER FUNDS SMALL CAP FOCUS Z ON 12/18/2019 AT 21.46 FOR REINVESTMENT	649.226	13,932.39
12/18/2019	12/19/2019	PURCHASED 766.398 SHS ALGER FUNDS SMALL CAP FOCUS Z ON 12/18/2019 AT 21.46 FOR REINVESTMENT	766.398	16,446.91
TOTAL			2,357.904	50,158.48



Statement Period
Account Number

07/01/2019 through 06/30/2020
115150004910
**BENEFIT TRUST COMPANY
AS TRUSTEE FOR
VENTURA COUNTY COMMUNITY
COLLEGE DISTRICT
PUBLIC ENTITY INVESTMENT TRUST**

Schedule Of Purchases

TRADE DATE	SETTLMT DATE	DESCRIPTION	UNITS	AVG COST
		ALGER FUNDS FOCUS EQUITY FUND CL Y		
12/03/2019	12/04/2019	PURCHASED .565 SHS ALGER FUNDS FOCUS EQUITY FUND CL Y ON 12/03/2019 AT 39.37	.565	22.25
12/18/2019	12/19/2019	PURCHASED 115.22 SHS ALGER FUNDS FOCUS EQUITY FUND CL Y ON 12/18/2019 AT 39.66 FOR REINVESTMENT	115.22	4,569.64
12/18/2019	12/19/2019	PURCHASED 101.394 SHS ALGER FUNDS FOCUS EQUITY FUND CL Y ON 12/18/2019 AT 39.66 FOR REINVESTMENT	101.394	4,021.29
12/18/2019	12/19/2019	PURCHASED 571.936 SHS ALGER FUNDS FOCUS EQUITY FUND CL Y ON 12/18/2019 AT 39.66 FOR REINVESTMENT	571.936	22,683.00
		TOTAL	789.115	31,296.18
		BRANDES FUNDS INTERNATIONAL SMALL CAP R6		
09/30/2019	10/02/2019	PURCHASED 233.24 SHS BRANDES FUNDS INTERNATIONAL SMALL CAP R6 ON 09/30/2019 AT 10.28 FOR REINVESTMENT	233.24	2,397.71
		TOTAL	233.24	2,397.71
		COLUMBIA CONTRARIAN CORE		
12/03/2019	12/04/2019	PURCHASED .671 SHS COLUMBIA CONTRARIAN CORE ON 12/03/2019 AT 27.65	.671	18.54
12/10/2019	12/12/2019	PURCHASED 503.075 SHS COLUMBIA CONTRARIAN CORE ON 12/10/2019 AT 26.41 FOR REINVESTMENT	503.075	13,286.20



Statement Period
Account Number

07/01/2019 through 06/30/2020
115150004910
**BENEFIT TRUST COMPANY
AS TRUSTEE FOR
VENTURA COUNTY COMMUNITY
COLLEGE DISTRICT
PUBLIC ENTITY INVESTMENT TRUST**

Schedule Of Purchases

TRADE DATE	SETTLMT DATE	DESCRIPTION	UNITS	AVG COST
12/10/2019	12/12/2019	PURCHASED 96.256 SHS COLUMBIA CONTRARIAN CORE ON 12/10/2019 AT 26.41 FOR REINVESTMENT	96.256	2,542.12
12/10/2019	12/12/2019	PURCHASED 1,899.7 SHS COLUMBIA CONTRARIAN CORE ON 12/10/2019 AT 26.41 FOR REINVESTMENT	1,899.7	50,171.07
TOTAL			2,499.702	66,017.93
OAKMARK SELECT FUND-INSTITUTIONAL				
09/30/2019	10/01/2019	PURCHASED 5,007.76 SHS OAKMARK SELECT FUND-INSTITUTIONAL ON 09/30/2019 AT 39.23	5,007.76	196,454.43
12/03/2019	12/04/2019	PURCHASED .537 SHS OAKMARK SELECT FUND-INSTITUTIONAL ON 12/03/2019 AT 41.42	.537	22.25
12/12/2019	12/16/2019	PURCHASED 280.285 SHS OAKMARK SELECT FUND-INSTITUTIONAL ON 12/12/2019 AT 42.56 FOR REINVESTMENT	280.285	11,928.94
TOTAL			5,288.582	208,405.62
OAKMARK INTERNATIONAL INST.				
09/30/2019	10/01/2019	PURCHASED 3,340.027 SHS OAKMARK INTERNATIONAL INST. ON 09/30/2019 AT 22.89	3,340.027	76,453.21
12/03/2019	12/04/2019	PURCHASED .308 SHS OAKMARK INTERNATIONAL INST. ON 12/03/2019 AT 24.10	.308	7.42
12/12/2019	12/16/2019	PURCHASED 374.571 SHS OAKMARK INTERNATIONAL INST. ON 12/12/2019 AT 24.33 FOR REINVESTMENT	374.571	9,113.32



Statement Period
Account Number

07/01/2019 through 06/30/2020
115150004910
**BENEFIT TRUST COMPANY
AS TRUSTEE FOR
VENTURA COUNTY COMMUNITY
COLLEGE DISTRICT
PUBLIC ENTITY INVESTMENT TRUST**

Schedule Of Purchases

TRADE DATE	SETTLMT DATE	DESCRIPTION	UNITS	AVG COST
02/06/2020	02/07/2020	PURCHASED 1,079.356 SHS OAKMARK INTERNATIONAL INST. ON 02/06/2020 AT 24.19	1,079.356	26,109.63
TOTAL			4,794.262	111,683.58
HARTFORD FUNDS MIDCAP CLASS Y				
11/05/2019	11/06/2019	PURCHASED 17.951 SHS HARTFORD FUNDS MIDCAP CLASS Y ON 11/05/2019 AT 37.70	17.951	676.75
12/03/2019	12/04/2019	PURCHASED .389 SHS HARTFORD FUNDS MIDCAP CLASS Y ON 12/03/2019 AT 38.16	.389	14.83
12/10/2019	12/12/2019	PURCHASED 1,059.873 SHS HARTFORD FUNDS MIDCAP CLASS Y ON 12/10/2019 AT 36.83 FOR REINVESTMENT	1,059.873	39,035.13
TOTAL			1,078.213	39,726.71
JOHN HANCOCK INTERNATIONAL GROWTH R6				
09/30/2019	10/01/2019	PURCHASED 582.149 SHS JOHN HANCOCK INTERNATIONAL GROWTH R6 ON 09/30/2019 AT 27.85	582.149	16,212.84
12/03/2019	12/04/2019	PURCHASED .451 SHS JOHN HANCOCK INTERNATIONAL GROWTH R6 ON 12/03/2019 AT 28.81	.451	12.98
12/13/2019	12/17/2019	PURCHASED 212.403 SHS JOHN HANCOCK INTERNATIONAL GROWTH R6 ON 12/13/2019 AT 29.45 FOR REINVESTMENT	212.403	6,255.27
TOTAL			795.003	22,481.09



Statement Period
Account Number

07/01/2019 through 06/30/2020
115150004910
**BENEFIT TRUST COMPANY
AS TRUSTEE FOR
VENTURA COUNTY COMMUNITY
COLLEGE DISTRICT
PUBLIC ENTITY INVESTMENT TRUST**

Schedule Of Purchases

TRADE DATE	SETTLMT DATE	DESCRIPTION	UNITS	AVG COST
		PRUDENTIAL JENNISON GLOBAL OPQS Q		
09/30/2019	10/01/2019	PURCHASED 668.288 SHS PRUDENTIAL JENNISON GLOBAL OPQS Q ON 09/30/2019 AT 24.47	668.288	16,353.01
12/03/2019	12/04/2019	PURCHASED .282 SHS PRUDENTIAL JENNISON GLOBAL OPQS Q ON 12/03/2019 AT 26.31	.282	7.42
TOTAL			668.57	16,360.43
		UNDISCOVERED MANAGERS BEHAVIORAL VALUE R6		
09/30/2019	10/01/2019	PURCHASED 1,663.12 SHS UNDISCOVERED MANAGERS BEHAVIORAL VALUE R6 ON 09/30/2019 AT 61.54	1,663.12	102,348.40
12/03/2019	12/04/2019	PURCHASED .236 SHS UNDISCOVERED MANAGERS BEHAVIORAL VALUE R6 ON 12/03/2019 AT 62.97	.236	14.83
12/12/2019	12/16/2019	PURCHASED 36.011 SHS UNDISCOVERED MANAGERS BEHAVIORAL VALUE R6 ON 12/12/2019 AT 62.71 FOR REINVESTMENT	36.011	2,258.26
12/12/2019	12/16/2019	PURCHASED 554.139 SHS UNDISCOVERED MANAGERS BEHAVIORAL VALUE R6 ON 12/12/2019 AT 62.71 FOR REINVESTMENT	554.139	34,750.06
12/19/2019	12/23/2019	PURCHASED 131.457 SHS UNDISCOVERED MANAGERS BEHAVIORAL VALUE R6 ON 12/19/2019 AT 62.84 FOR REINVESTMENT	131.457	8,260.77
02/06/2020	02/07/2020	PURCHASED 613.092 SHS UNDISCOVERED MANAGERS BEHAVIORAL VALUE R6 ON 02/06/2020 AT 60.80	613.092	37,275.97



Statement Period
Account Number

07/01/2019 through 06/30/2020
115150004910
**BENEFIT TRUST COMPANY
AS TRUSTEE FOR
VENTURA COUNTY COMMUNITY
COLLEGE DISTRICT
PUBLIC ENTITY INVESTMENT TRUST**

Schedule Of Purchases

TRADE DATE	SETTLMT DATE	DESCRIPTION	UNITS	AVG COST
06/26/2020	06/30/2020	PURCHASED 20.408 SHS UNDISCOVERED MANAGERS BEHAVIORAL VALUE R6 ON 06/26/2020 AT 42.68 FOR REINVESTMENT	20.408	871.02
TOTAL			3,018.463	185,779.31
TOTAL MUTUAL FUND - DOMESTIC EQUITY			21,523.054	734,307.04
MUTUAL FUND - INTERNATIONAL EQUITY				
GOLDMAN SACHS TR II GQG PARTNRS R6				
09/30/2019	10/01/2019	PURCHASED 45,595.528 SHS GOLDMAN SACHS TR II GQG PARTNRS R6 ON 09/30/2019 AT 14.48	45,595.528	660,223.25
10/02/2019	10/03/2019	PURCHASED 167.691 SHS GOLDMAN SACHS TR II GQG PARTNRS R6 ON 10/02/2019 AT 14.12	167.691	2,367.79
12/03/2019	12/04/2019	PURCHASED .751 SHS GOLDMAN SACHS TR II GQG PARTNRS R6 ON 12/03/2019 AT 14.83	.751	11.13
12/18/2019	12/20/2019	PURCHASED 307.442 SHS GOLDMAN SACHS TR II GQG PARTNRS R6 ON 12/18/2019 AT 15.25 FOR REINVESTMENT	307.442	4,688.49
TOTAL			46,071.412	667,290.66
HARTFORD INTERNATIONAL VALUE - Y				
09/30/2019	10/01/2019	PURCHASED 6,376.363 SHS HARTFORD INTERNATIONAL VALUE - Y ON 09/30/2019 AT 14.34	6,376.363	91,437.04
12/03/2019	12/04/2019	PURCHASED .736 SHS HARTFORD INTERNATIONAL VALUE - Y ON 12/03/2019 AT 15.12	.736	11.13



Statement Period
Account Number

07/01/2019 through 06/30/2020
115150004910
**BENEFIT TRUST COMPANY
AS TRUSTEE FOR
VENTURA COUNTY COMMUNITY
COLLEGE DISTRICT
PUBLIC ENTITY INVESTMENT TRUST**

Schedule Of Purchases

TRADE DATE	SETTLMT DATE	DESCRIPTION	UNITS	AVG COST
12/27/2019	12/31/2019	PURCHASED 1,352.936 SHS HARTFORD INTERNATIONAL VALUE - Y ON 12/27/2019 AT 15.41 FOR REINVESTMENT	1,352.936	20,848.75
02/06/2020	02/07/2020	PURCHASED 3,361.148 SHS HARTFORD INTERNATIONAL VALUE - Y ON 02/06/2020 AT 14.57	3,361.148	48,971.93
TOTAL			11,091.183	161,268.85
AMERICAN FUNDS NEW PERSPECTIVE F2				
12/03/2019	12/04/2019	PURCHASED .239 SHS AMERICAN FUNDS NEW PERSPECTIVE F2 ON 12/03/2019 AT 46.59	.239	11.13
12/20/2019	12/24/2019	PURCHASED 179.802 SHS AMERICAN FUNDS NEW PERSPECTIVE F2 ON 12/20/2019 AT 46.86 FOR REINVESTMENT	179.802	8,425.54
12/20/2019	12/24/2019	PURCHASED 392.347 SHS AMERICAN FUNDS NEW PERSPECTIVE F2 ON 12/20/2019 AT 46.86 FOR REINVESTMENT	392.347	18,385.39
TOTAL			572.388	26,822.06
AMERICAN FUNDS NEW WORLD F2				
12/03/2019	12/04/2019	PURCHASED .107 SHS AMERICAN FUNDS NEW WORLD F2 ON 12/03/2019 AT 69.62	.107	7.42
12/20/2019	12/24/2019	PURCHASED 86.558 SHS AMERICAN FUNDS NEW WORLD F2 ON 12/20/2019 AT 70.03 FOR REINVESTMENT	86.558	6,061.64
12/20/2019	12/24/2019	PURCHASED 168.916 SHS AMERICAN FUNDS NEW WORLD F2 ON 12/20/2019 AT 70.03 FOR REINVESTMENT	168.916	11,829.20



Statement Period
Account Number

07/01/2019 through 06/30/2020
115150004910
**BENEFIT TRUST COMPANY
AS TRUSTEE FOR
VENTURA COUNTY COMMUNITY
COLLEGE DISTRICT
PUBLIC ENTITY INVESTMENT TRUST**

Schedule Of Purchases

TRADE DATE	SETTLMT DATE	DESCRIPTION	UNITS	AVG COST
02/06/2020	02/07/2020	PURCHASED .281 SHS AMERICAN FUNDS NEW WORLD F2 ON 02/06/2020 AT 71.04	.281	19.95
TOTAL			255.862	17,918.21
TOTAL MUTUAL FUND - INTERNATIONAL EQUITY			57,990.845	873,299.78
MUTUAL FUND - REAL ESTATE				
COHEN AND STEERS REAL ESTATE SECURITIES - Z				
09/30/2019	10/02/2019	PURCHASED 262.988 SHS COHEN AND STEERS REAL ESTATE SECURITIES - Z ON 09/30/2019 AT 17.91 FOR REINVESTMENT	262.988	4,710.11
11/05/2019	11/06/2019	PURCHASED 39,484.909 SHS COHEN AND STEERS REAL ESTATE SECURITIES - Z ON 11/05/2019 AT 17.36	39,484.909	685,458.02
11/05/2019	11/07/2019	PURCHASED 596.832 SHS COHEN AND STEERS REAL ESTATE SECURITIES - Z ON 11/05/2019 AT 17.36 FOR REINVESTMENT	596.832	10,361.00
11/05/2019	11/07/2019	PURCHASED 223.812 SHS COHEN AND STEERS REAL ESTATE SECURITIES - Z ON 11/05/2019 AT 17.36 FOR REINVESTMENT	223.812	3,885.38
12/03/2019	12/04/2019	PURCHASED 1.276 SHS COHEN AND STEERS REAL ESTATE SECURITIES - Z ON 12/03/2019 AT 17.44	1.276	22.25
12/18/2019	12/20/2019	PURCHASED 514.17 SHS COHEN AND STEERS REAL ESTATE SECURITIES - Z ON 12/18/2019 AT 17.13 FOR REINVESTMENT	514.17	8,807.74
02/06/2020	02/07/2020	PURCHASED 973.488 SHS COHEN AND STEERS REAL ESTATE SECURITIES - Z ON 02/06/2020 AT 18.17	973.488	17,688.28



Statement Period
Account Number

07/01/2019 through 06/30/2020
115150004910
**BENEFIT TRUST COMPANY
AS TRUSTEE FOR
VENTURA COUNTY COMMUNITY
COLLEGE DISTRICT
PUBLIC ENTITY INVESTMENT TRUST**

Schedule Of Purchases

TRADE DATE	SETTLMT DATE	DESCRIPTION	UNITS	AVG COST
03/31/2020	04/02/2020	PURCHASED 660.492 SHS COHEN AND STEERS REAL ESTATE SECURITIES - Z ON 03/31/2020 AT 13.23 FOR REINVESTMENT	660.492	8,738.31
06/30/2020	07/02/2020	PURCHASED 560.422 SHS COHEN AND STEERS REAL ESTATE SECURITIES - Z ON 06/30/2020 AT 14.59 FOR REINVESTMENT	560.422	8,176.55
06/30/2020	07/02/2020	PURCHASED 2,040.37 SHS COHEN AND STEERS REAL ESTATE SECURITIES - Z ON 06/30/2020 AT 14.59 FOR REINVESTMENT	2,040.37	29,769.00
TOTAL			45,318.759	777,616.64
PRUDENTIAL FUNDS GLOBAL REAL ESTATE CL Q				
07/19/2019	07/22/2019	PURCHASED 157.167 SHS PRUDENTIAL FUNDS GLOBAL REAL ESTATE CL Q ON 07/19/2019 AT 25.88 FOR REINVESTMENT	157.167	4,067.47
10/18/2019	10/21/2019	PURCHASED 69.789 SHS PRUDENTIAL FUNDS GLOBAL REAL ESTATE CL Q ON 10/18/2019 AT 27.14 FOR REINVESTMENT	69.789	1,894.06
11/05/2019	11/06/2019	PURCHASED 8,348.63 SHS PRUDENTIAL FUNDS GLOBAL REAL ESTATE CL Q ON 11/05/2019 AT 26.92	8,348.63	224,745.13
12/03/2019	12/04/2019	PURCHASED .481 SHS PRUDENTIAL FUNDS GLOBAL REAL ESTATE CL Q ON 12/03/2019 AT 26.98	.481	12.98
12/19/2019	12/20/2019	PURCHASED 1,181.186 SHS PRUDENTIAL FUNDS GLOBAL REAL ESTATE CL Q ON 12/19/2019 AT 23.66 FOR REINVESTMENT	1,181.186	27,946.87



Statement Period
Account Number

07/01/2019 through 06/30/2020
115150004910
**BENEFIT TRUST COMPANY
AS TRUSTEE FOR
VENTURA COUNTY COMMUNITY
COLLEGE DISTRICT
PUBLIC ENTITY INVESTMENT TRUST**

Schedule Of Purchases

TRADE DATE	SETTLMT DATE	DESCRIPTION	UNITS	AVG COST
12/19/2019	12/20/2019	PURCHASED 628.142 SHS PRUDENTIAL FUNDS GLOBAL REAL ESTATE CL Q ON 12/19/2019 AT 23.66 FOR REINVESTMENT	628.142	14,861.83
12/19/2019	12/20/2019	PURCHASED 1,813.463 SHS PRUDENTIAL FUNDS GLOBAL REAL ESTATE CL Q ON 12/19/2019 AT 23.66 FOR REINVESTMENT	1,813.463	42,906.55
02/06/2020	02/07/2020	PURCHASED 688.969 SHS PRUDENTIAL FUNDS GLOBAL REAL ESTATE CL Q ON 02/06/2020 AT 24.98	688.969	17,210.44
04/17/2020	04/20/2020	PURCHASED 161.471 SHS PRUDENTIAL FUNDS GLOBAL REAL ESTATE CL Q ON 04/17/2020 AT 19.43 FOR REINVESTMENT	161.471	3,137.38
TOTAL			13,049.298	336,782.71
TOTAL MUTUAL FUND - REAL ESTATE			58,368.057	1,114,399.35
TOTAL PURCHASES			511,145.157	6,995,126.07

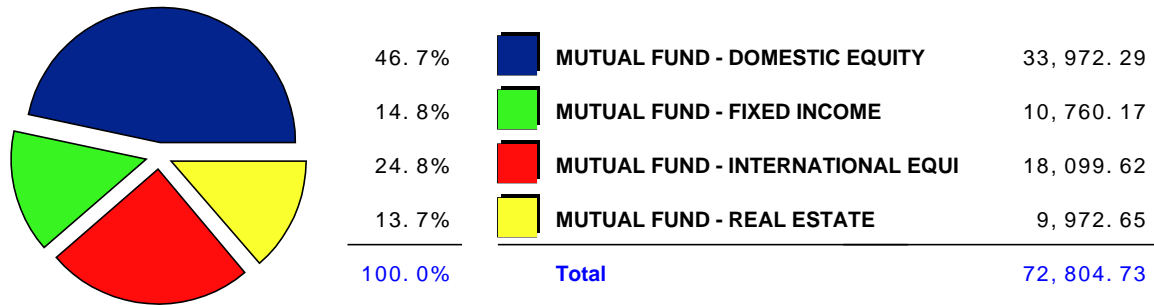


Statement Period
Account Number

07/01/2019 through 06/30/2020
115150004910
BENEFIT TRUST COMPANY
AS TRUSTEE FOR
VENTURA COUNTY COMMUNITY
COLLEGE DISTRICT
PUBLIC ENTITY INVESTMENT TRUST

Schedule Of Sales

Realized Gains & Losses Allocation



Realized Gains & Losses Schedule

TRADE DATE	SETTLMT DATE	DESCRIPTION	PROCEEDS	MKT / COST BASIS	MKT / COST GAIN / LOSS
MUTUAL FUND - FIXED INCOME					
BLACKROCK TOTAL RETURN - K					
07/09/2019	07/10/2019	SOLD 35.227 SHS BLACKROCK TOTAL RETURN - K ON 07/09/2019 AT 11.77	414.62	415.68 417.72	1.06- 3.10-
08/12/2019	08/13/2019	SOLD 34.699 SHS BLACKROCK TOTAL RETURN - K ON 08/12/2019 AT 11.98	415.69	409.45 411.45	6.24 4.24
09/06/2019	09/09/2019	SOLD 34.359 SHS BLACKROCK TOTAL RETURN - K ON 09/06/2019 AT 12.02	413.00	405.46 407.44	7.54 5.56



Statement Period
Account Number

07/01/2019 through 06/30/2020
115150004910
BENEFIT TRUST COMPANY
AS TRUSTEE FOR
VENTURA COUNTY COMMUNITY
COLLEGE DISTRICT
PUBLIC ENTITY INVESTMENT TRUST

Schedule Of Sales

TRADE DATE	SETTLMT DATE	DESCRIPTION	PROCEEDS	MKT / COST BASIS	MKT / COST GAIN / LOSS
09/30/2019	10/01/2019	SOLD 6,487.49 SHS BLACKROCK TOTAL RETURN - K ON 09/30/2019 AT 11.95	77,525.51	76,556.66 76,930.40	968.85 595.11
10/07/2019	10/08/2019	SOLD 34.52 SHS BLACKROCK TOTAL RETURN - K ON 10/07/2019 AT 12.01	414.58	407.37 409.36	7.21 5.22
11/11/2019	11/12/2019	SOLD 51.78 SHS BLACKROCK TOTAL RETURN - K ON 11/11/2019 AT 11.85	613.59	612.43 614.41	1.16 0.82-
12/12/2019	12/13/2019	SOLD 52.525 SHS BLACKROCK TOTAL RETURN - K ON 12/12/2019 AT 11.90	625.05	621.25 623.26	3.80 1.79
01/08/2020	01/09/2020	SOLD 53.178 SHS BLACKROCK TOTAL RETURN - K ON 01/08/2020 AT 11.94	634.94	628.99 631.02	5.95 3.92
02/11/2020	02/12/2020	SOLD 145.579 SHS BLACKROCK TOTAL RETURN - K ON 02/11/2020 AT 12.12	1,764.42	1,723.03 1,728.41	41.39 36.01
TOTAL 6,929.357 SHS			82,821.40	81,780.32 82,173.47	1,041.08 647.93
GUGGENHEIM INVESTMENTS MACRO OPPORTUNITIES INST.					
07/09/2019	07/10/2019	SOLD 15.99 SHS GUGGENHEIM INVESTMENTS MACRO OPPORTUNITIES INST. ON 07/09/2019 AT 25.93	414.62	414.78 421.18	0.16- 6.56-
08/12/2019	08/13/2019	SOLD 16.019 SHS GUGGENHEIM INVESTMENTS MACRO OPPORTUNITIES INST. ON 08/12/2019 AT 25.95	415.69	415.53 421.93	0.16 6.24-
09/06/2019	09/09/2019	SOLD 15.952 SHS GUGGENHEIM INVESTMENTS MACRO OPPORTUNITIES INST. ON 09/06/2019 AT 25.89	413.00	413.79 420.14	0.79- 7.14-



Statement Period
Account Number

07/01/2019 through 06/30/2020
115150004910
**BENEFIT TRUST COMPANY
AS TRUSTEE FOR
VENTURA COUNTY COMMUNITY
COLLEGE DISTRICT
PUBLIC ENTITY INVESTMENT TRUST**

Schedule Of Sales

TRADE DATE	SETTLMT DATE	DESCRIPTION	PROCEEDS	MKT / COST BASIS	MKT / COST GAIN / LOSS
10/07/2019	10/08/2019	SOLD 16.038 SHS GUGGENHEIM INVESTMENTS MACRO OPPORTUNITIES INST. ON 10/07/2019 AT 25.85	414.58	415.99 422.24	1.41- 7.66-
11/05/2019	11/06/2019	SOLD 51,284.958 SHS GUGGENHEIM INVESTMENTS MACRO OPPORTUNITIES INST. ON 11/05/2019 AT 25.76	1,321,100.52	1,330,200.07 1,350,112.77	9,099.55- 29,012.25-
11/12/2019	11/13/2019	SOLD .5 SHS GUGGENHEIM INVESTMENTS MACRO OPPORTUNITIES INST. ON 11/12/2019 AT 25.75	12.88	12.97 13.16	0.09- 0.28-
TOTAL 51,349.457 SHS			1,322,771.29	1,331,873.13 1,351,811.42	9,101.84- 29,040.13-
GUGGENHEIM INVESTMENTS INVESTMENT GRADE BOND FUND					
07/09/2019	07/10/2019	SOLD 22.184 SHS GUGGENHEIM INVESTMENTS INVESTMENT GRADE BOND FUND ON 07/09/2019 AT 18.69	414.62	415.51 407.12	0.89- 7.50
08/12/2019	08/13/2019	SOLD 21.901 SHS GUGGENHEIM INVESTMENTS INVESTMENT GRADE BOND FUND ON 08/12/2019 AT 18.98	415.69	410.20 401.95	5.49 13.74
09/06/2019	09/09/2019	SOLD 21.748 SHS GUGGENHEIM INVESTMENTS INVESTMENT GRADE BOND FUND ON 09/06/2019 AT 18.99	413.00	407.35 399.17	5.65 13.83
09/30/2019	10/01/2019	SOLD 1,450.504 SHS GUGGENHEIM INVESTMENTS INVESTMENT GRADE BOND FUND ON 09/30/2019 AT 18.91	27,429.03	27,168.86 26,623.17	260.17 805.86
10/07/2019	10/08/2019	SOLD 21.809 SHS GUGGENHEIM INVESTMENTS INVESTMENT GRADE BOND FUND ON 10/07/2019 AT 19.01	414.58	408.50 400.32	6.08 14.26
11/11/2019	11/12/2019	SOLD 32.847 SHS GUGGENHEIM INVESTMENTS INVESTMENT GRADE BOND FUND ON 11/11/2019 AT 18.68	613.59	615.36 607.17	1.77- 6.42



Statement Period
Account Number

07/01/2019 through 06/30/2020
115150004910
**BENEFIT TRUST COMPANY
AS TRUSTEE FOR
VENTURA COUNTY COMMUNITY
COLLEGE DISTRICT
PUBLIC ENTITY INVESTMENT TRUST**

Schedule Of Sales

TRADE DATE	SETTLMT DATE	DESCRIPTION	PROCEEDS	MKT / COST BASIS	MKT / COST GAIN / LOSS
12/12/2019	12/13/2019	SOLD 33.425 SHS GUGGENHEIM INVESTMENTS INVESTMENT GRADE BOND FUND ON 12/12/2019 AT 18.70	625.05	626.20 617.88	1.15- 7.17
01/08/2020	01/09/2020	SOLD 33.9 SHS GUGGENHEIM INVESTMENTS INVESTMENT GRADE BOND FUND ON 01/08/2020 AT 18.73	634.94	635.09 626.67	0.15- 8.27
02/11/2020	02/12/2020	SOLD 70.031 SHS GUGGENHEIM INVESTMENTS INVESTMENT GRADE BOND FUND ON 02/11/2020 AT 18.98	1,329.18	1,312.51 1,295.77	16.67 33.41
03/16/2020	03/17/2020	SOLD 361.165 SHS GUGGENHEIM INVESTMENTS INVESTMENT GRADE BOND FUND ON 03/16/2020 AT 19.44	7,021.05	6,769.25 6,683.03	251.80 338.02
04/07/2020	04/08/2020	SOLD 325.259 SHS GUGGENHEIM INVESTMENTS INVESTMENT GRADE BOND FUND ON 04/07/2020 AT 19.17	6,235.21	6,096.57 6,019.07	138.64 216.14
05/13/2020	05/14/2020	SOLD 344.942 SHS GUGGENHEIM INVESTMENTS INVESTMENT GRADE BOND FUND ON 05/13/2020 AT 19.44	6,705.68	6,466.03 6,384.01	239.65 321.67
06/08/2020	06/09/2020	SOLD 350.925 SHS GUGGENHEIM INVESTMENTS INVESTMENT GRADE BOND FUND ON 06/08/2020 AT 19.87	6,972.87	6,579.04 6,495.79	393.83 477.08
TOTAL 3,090.64 SHS			59,224.49	57,910.47 56,961.12	1,314.02 2,263.37
HARTFORD WORLD BOND - Y					
07/09/2019	07/10/2019	SOLD 19.274 SHS HARTFORD WORLD BOND - Y ON 07/09/2019 AT 10.77	207.58	208.74 200.41	1.16- 7.17
08/12/2019	08/13/2019	SOLD 19.04 SHS HARTFORD WORLD BOND - Y ON 08/12/2019 AT 10.93	208.11	206.20 197.97	1.91 10.14
09/06/2019	09/09/2019	SOLD 18.918 SHS HARTFORD WORLD BOND - Y ON 09/06/2019 AT 10.93	206.77	204.88 196.70	1.89 10.07



Statement Period
Account Number

07/01/2019 through 06/30/2020
115150004910
BENEFIT TRUST COMPANY
AS TRUSTEE FOR
VENTURA COUNTY COMMUNITY
COLLEGE DISTRICT
PUBLIC ENTITY INVESTMENT TRUST

Schedule Of Sales

TRADE DATE	SETTLMT DATE	DESCRIPTION	PROCEEDS	MKT / COST BASIS	MKT / COST GAIN / LOSS
09/30/2019	10/01/2019	SOLD 1,707.615 SHS HARTFORD WORLD BOND - Y ON 09/30/2019 AT 10.87	18,561.78	18,493.70 17,755.28	68.08 806.50
10/07/2019	10/08/2019	SOLD 18.99 SHS HARTFORD WORLD BOND - Y ON 10/07/2019 AT 10.93	207.56	205.66 197.48	1.90 10.08
11/05/2019	11/06/2019	SOLD 19,185.402 SHS HARTFORD WORLD BOND - Y ON 11/05/2019 AT 10.79	207,010.49	207,780.54 199,510.29	770.05- 7,500.20
11/11/2019	11/12/2019	SOLD 13.01 SHS HARTFORD WORLD BOND - Y ON 11/11/2019 AT 10.78	140.25	140.90 135.29	0.65- 4.96
12/12/2019	12/13/2019	SOLD 13.216 SHS HARTFORD WORLD BOND - Y ON 12/12/2019 AT 10.81	142.87	143.13 137.43	0.26- 5.44
01/08/2020	01/09/2020	SOLD 13.692 SHS HARTFORD WORLD BOND - Y ON 01/08/2020 AT 10.60	145.13	148.23 142.45	3.10- 2.68
02/07/2020	02/10/2020	SOLD 44,883.47 SHS HARTFORD WORLD BOND - Y ON 02/07/2020 AT 10.56	473,969.44	485,254.94 467,302.67	11,285.50- 6,666.77
02/18/2020	02/19/2020	SOLD .5 SHS HARTFORD WORLD BOND - Y ON 02/18/2020 AT 10.54	5.27	5.41 5.21	0.14- 0.06
TOTAL 65,893.127 SHS			700,805.25	712,792.33 685,781.18	11,987.08- 15,024.07
LEGG MASON BW GLOBAL OPPORTUNITIES BOND IS					
07/09/2019	07/10/2019	SOLD 20.056 SHS LEGG MASON BW GLOBAL OPPORTUNITIES BOND IS ON 07/09/2019 AT 10.35	207.58	209.18 216.16	1.60- 8.58-
08/12/2019	08/13/2019	SOLD 20.264 SHS LEGG MASON BW GLOBAL OPPORTUNITIES BOND IS ON 08/12/2019 AT 10.27	208.11	211.35 218.40	3.24- 10.29-



Statement Period
Account Number

07/01/2019 through 06/30/2020
115150004910
**BENEFIT TRUST COMPANY
AS TRUSTEE FOR
VENTURA COUNTY COMMUNITY
COLLEGE DISTRICT
PUBLIC ENTITY INVESTMENT TRUST**

Schedule Of Sales

TRADE DATE	SETTLMT DATE	DESCRIPTION	PROCEEDS	MKT / COST BASIS	MKT / COST GAIN / LOSS
09/06/2019	09/09/2019	SOLD 19.901 SHS LEGG MASON BW GLOBAL OPPORTUNITIES BOND IS ON 09/06/2019 AT 10.39	206.77	207.57 214.49	0.80- 7.72-
10/07/2019	10/08/2019	SOLD 20.132 SHS LEGG MASON BW GLOBAL OPPORTUNITIES BOND IS ON 10/07/2019 AT 10.31	207.56	209.88 216.73	2.32- 9.17-
11/05/2019	11/06/2019	SOLD 64,533.762 SHS LEGG MASON BW GLOBAL OPPORTUNITIES BOND IS ON 11/05/2019 AT 10.46	675,023.15	672,789.38 694,740.07	2,233.77 19,716.92-
11/21/2019	11/22/2019	SOLD .5 SHS LEGG MASON BW GLOBAL OPPORTUNITIES BOND IS ON 11/21/2019 AT 10.31	5.16	5.21 5.38	0.05- 0.22-
TOTAL 64,614.615 SHS			675,858.33	673,632.57 695,611.23	2,225.76 19,752.90-
LEGG MASON BW ALTERNATIVE CREDIT					
07/09/2019	07/10/2019	SOLD 19.883 SHS LEGG MASON BW ALTERNATIVE CREDIT ON 07/09/2019 AT 10.44	207.58	207.58 205.76	1.82
08/12/2019	08/13/2019	SOLD 19.726 SHS LEGG MASON BW ALTERNATIVE CREDIT ON 08/12/2019 AT 10.55	208.11	205.94 204.13	2.17 3.98
09/06/2019	09/09/2019	SOLD 19.543 SHS LEGG MASON BW ALTERNATIVE CREDIT ON 09/06/2019 AT 10.58	206.77	204.03 202.24	2.74 4.53
09/30/2019	10/01/2019	SOLD 958.997 SHS LEGG MASON BW ALTERNATIVE CREDIT ON 09/30/2019 AT 10.54	10,107.83	10,011.93 9,924.08	95.90 183.75
10/07/2019	10/08/2019	SOLD 19.6 SHS LEGG MASON BW ALTERNATIVE CREDIT ON 10/07/2019 AT 10.59	207.56	204.63 202.84	2.93 4.72



Statement Period
Account Number

07/01/2019 through 06/30/2020
115150004910
**BENEFIT TRUST COMPANY
AS TRUSTEE FOR
VENTURA COUNTY COMMUNITY
COLLEGE DISTRICT
PUBLIC ENTITY INVESTMENT TRUST**

Schedule Of Sales

TRADE DATE	SETTLMT DATE	DESCRIPTION	PROCEEDS	MKT / COST BASIS	MKT / COST GAIN / LOSS
11/05/2019	11/06/2019	SOLD 62,627.504 SHS LEGG MASON BW ALTERNATIVE CREDIT ON 11/05/2019 AT 10.55	660,720.17	653,858.03 648,146.01	6,862.14 12,574.16
11/25/2019	11/26/2019	SOLD .5 SHS LEGG MASON BW ALTERNATIVE CREDIT ON 11/25/2019 AT 10.60	5.30	5.22 5.17	0.08 0.13
TOTAL 63,665.753 SHS			671,663.32	664,697.36 658,890.23	6,965.96 12,773.09
PRUDENTIAL GBL TOTL RTRN FD INC PGIM TTL R6					
11/11/2019	11/12/2019	SOLD 19.95 SHS PRUDENTIAL GBL TOTL RTRN FD INC PGIM TTL R6 ON 11/11/2019 AT 7.03	140.25	141.25 141.25	1.00- 1.00-
12/12/2019	12/13/2019	SOLD 20.151 SHS PRUDENTIAL GBL TOTL RTRN FD INC PGIM TTL R6 ON 12/12/2019 AT 7.09	142.87	142.67 142.67	0.20 0.20
01/08/2020	01/09/2020	SOLD 20.942 SHS PRUDENTIAL GBL TOTL RTRN FD INC PGIM TTL R6 ON 01/08/2020 AT 6.93	145.13	148.18 148.18	3.05- 3.05-
TOTAL 61.043 SHS			428.25	432.10 432.10	3.85- 3.85-
PRUDENTIAL FUNDS TOTAL RETURN BOND CL Q					
07/09/2019	07/10/2019	SOLD 28.148 SHS PRUDENTIAL FUNDS TOTAL RETURN BOND CL Q ON 07/09/2019 AT 14.73	414.62	415.46 400.50	0.84- 14.12
08/12/2019	08/13/2019	SOLD 27.713 SHS PRUDENTIAL FUNDS TOTAL RETURN BOND CL Q ON 08/12/2019 AT 15.00	415.69	409.04 394.35	6.65 21.34



Statement Period
Account Number

07/01/2019 through 06/30/2020
115150004910
**BENEFIT TRUST COMPANY
AS TRUSTEE FOR
VENTURA COUNTY COMMUNITY
COLLEGE DISTRICT
PUBLIC ENTITY INVESTMENT TRUST**

Schedule Of Sales

TRADE DATE	SETTLMT DATE	DESCRIPTION	PROCEEDS	MKT / COST BASIS	MKT / COST GAIN / LOSS
09/06/2019	09/09/2019	SOLD 27.369 SHS PRUDENTIAL FUNDS TOTAL RETURN BOND CL Q ON 09/06/2019 AT 15.09	413.00	404.00 389.53	9.00 23.47
09/30/2019	10/01/2019	SOLD 6,698.362 SHS PRUDENTIAL FUNDS TOTAL RETURN BOND CL Q ON 09/30/2019 AT 15.03	100,676.38	98,874.92 95,333.67	1,801.46 5,342.71
10/07/2019	10/08/2019	SOLD 27.456 SHS PRUDENTIAL FUNDS TOTAL RETURN BOND CL Q ON 10/07/2019 AT 15.10	414.58	405.30 390.82	9.28 23.76
11/11/2019	11/12/2019	SOLD 41.347 SHS PRUDENTIAL FUNDS TOTAL RETURN BOND CL Q ON 11/11/2019 AT 14.84	613.59	612.27 597.76	1.32 15.83
12/12/2019	12/13/2019	SOLD 41.868 SHS PRUDENTIAL FUNDS TOTAL RETURN BOND CL Q ON 12/12/2019 AT 14.93	625.09	620.01 605.35	5.08 19.74
01/08/2020	01/09/2020	SOLD 43.97 SHS PRUDENTIAL FUNDS TOTAL RETURN BOND CL Q ON 01/08/2020 AT 14.44	634.92	650.49 635.69	15.57- 0.77-
02/11/2020	02/12/2020	SOLD 283.698 SHS PRUDENTIAL FUNDS TOTAL RETURN BOND CL Q ON 02/11/2020 AT 14.72	4,176.04	4,196.12 4,103.13	20.08- 72.91
TOTAL 7,219.931 SHS			108,383.91	106,587.61 102,850.80	1,796.30 5,533.11
THORNBURG INVESTMENT INCOME BUILDER R6					
07/09/2019	07/10/2019	SOLD 15.913 SHS THORNBURG INVESTMENT INCOME BUILDER R6 ON 07/09/2019 AT 21.72	345.63	344.68 320.68	0.95 24.95
08/12/2019	08/13/2019	SOLD 16.588 SHS THORNBURG INVESTMENT INCOME BUILDER R6 ON 08/12/2019 AT 20.89	346.52	359.30 334.28	12.78- 12.24



Statement Period
Account Number

07/01/2019 through 06/30/2020
115150004910
**BENEFIT TRUST COMPANY
AS TRUSTEE FOR
VENTURA COUNTY COMMUNITY
COLLEGE DISTRICT
PUBLIC ENTITY INVESTMENT TRUST**

Schedule Of Sales

TRADE DATE	SETTLMT DATE	DESCRIPTION	PROCEEDS	MKT / COST BASIS	MKT / COST GAIN / LOSS
09/06/2019	09/09/2019	SOLD 16.006 SHS THORNBURG INVESTMENT INCOME BUILDER R6 ON 09/06/2019 AT 21.51	344.28	346.69 322.55	2.41- 21.73
09/30/2019	10/01/2019	SOLD 1,901.947 SHS THORNBURG INVESTMENT INCOME BUILDER R6 ON 09/30/2019 AT 21.81	41,481.47	41,200.55 38,366.79	280.92 3,114.68
10/07/2019	10/08/2019	SOLD 16.082 SHS THORNBURG INVESTMENT INCOME BUILDER R6 ON 10/07/2019 AT 21.49	345.60	348.37 324.41	2.77- 21.19
11/05/2019	11/06/2019	SOLD 20,358.48 SHS THORNBURG INVESTMENT INCOME BUILDER R6 ON 11/05/2019 AT 22.48	457,658.62	441,011.51 410,678.93	16,647.11 46,979.69
11/11/2019	11/12/2019	SOLD 9.371 SHS THORNBURG INVESTMENT INCOME BUILDER R6 ON 11/11/2019 AT 22.45	210.37	203.00 189.04	7.37 21.33
12/12/2019	12/13/2019	SOLD 9.584 SHS THORNBURG INVESTMENT INCOME BUILDER R6 ON 12/12/2019 AT 22.36	214.30	207.61 193.33	6.69 20.97
01/08/2020	01/09/2020	SOLD 9.577 SHS THORNBURG INVESTMENT INCOME BUILDER R6 ON 01/08/2020 AT 22.73	217.69	207.65 193.63	10.04 24.06
TOTAL 22,353.548 SHS			501,164.48	484,229.36 450,923.64	16,935.12 50,240.84
WESTERN ASSET CORE PLUS BOND IS					
07/09/2019	07/10/2019	SOLD 34.901 SHS WESTERN ASSET CORE PLUS BOND IS ON 07/09/2019 AT 11.88	414.62	415.32 412.16	0.70- 2.46
08/12/2019	08/13/2019	SOLD 34.497 SHS WESTERN ASSET CORE PLUS BOND IS ON 08/12/2019 AT 12.05	415.69	410.51 407.39	5.18 8.30



Statement Period
Account Number

07/01/2019 through 06/30/2020
115150004910
**BENEFIT TRUST COMPANY
AS TRUSTEE FOR
VENTURA COUNTY COMMUNITY
COLLEGE DISTRICT
PUBLIC ENTITY INVESTMENT TRUST**

Schedule Of Sales

TRADE DATE	SETTLMT DATE	DESCRIPTION	PROCEEDS	MKT / COST BASIS	MKT / COST GAIN / LOSS
09/06/2019	09/09/2019	SOLD 33.964 SHS WESTERN ASSET CORE PLUS BOND IS ON 09/06/2019 AT 12.16	413.00	404.19 401.13	8.81 11.87
09/30/2019	10/01/2019	SOLD 8,159.417 SHS WESTERN ASSET CORE PLUS BOND IS ON 09/30/2019 AT 12.09	98,647.35	97,102.44 96,366.95	1,544.91 2,280.40
10/07/2019	10/08/2019	SOLD 34.038 SHS WESTERN ASSET CORE PLUS BOND IS ON 10/07/2019 AT 12.18	414.58	405.09 402.03	9.49 12.55
11/11/2019	11/12/2019	SOLD 51.175 SHS WESTERN ASSET CORE PLUS BOND IS ON 11/11/2019 AT 11.99	613.59	611.90 608.82	1.69 4.77
12/12/2019	12/13/2019	SOLD 51.828 SHS WESTERN ASSET CORE PLUS BOND IS ON 12/12/2019 AT 12.06	625.05	619.74 616.63	5.31 8.42
01/08/2020	01/09/2020	SOLD 53.133 SHS WESTERN ASSET CORE PLUS BOND IS ON 01/08/2020 AT 11.95	634.94	635.31 632.17	0.37- 2.77
02/11/2020	02/12/2020	SOLD 1.96 SHS WESTERN ASSET CORE PLUS BOND IS ON 02/11/2020 AT 12.15	23.82	23.44 23.33	0.38 0.49
TOTAL 8,454.913 SHS			102,202.64	100,627.94 99,870.61	1,574.70 2,332.03
TOTAL MUTUAL FUND - FIXED INCOME			4,225,323.36	4,214,563.19 4,185,305.80	10,760.17 40,017.56
MUTUAL FUND - DOMESTIC EQUITY					
ALGER FUNDS SMALL CAP FOCUS Z					
07/09/2019	07/10/2019	SOLD 15.08 SHS ALGER FUNDS SMALL CAP FOCUS Z ON 07/09/2019 AT 22.92	345.63	341.56 167.93	4.07 177.70



Statement Period
Account Number

07/01/2019 through 06/30/2020
115150004910
**BENEFIT TRUST COMPANY
AS TRUSTEE FOR
VENTURA COUNTY COMMUNITY
COLLEGE DISTRICT
PUBLIC ENTITY INVESTMENT TRUST**

Schedule Of Sales

TRADE DATE	SETTLMT DATE	DESCRIPTION	PROCEEDS	MKT / COST BASIS	MKT / COST GAIN / LOSS
08/12/2019	08/13/2019	SOLD 15.401 SHS ALGER FUNDS SMALL CAP FOCUS Z ON 08/12/2019 AT 22.50	346.52	348.83 171.51	2.31- 175.01
09/06/2019	09/09/2019	SOLD 15.356 SHS ALGER FUNDS SMALL CAP FOCUS Z ON 09/06/2019 AT 22.42	344.28	347.81 171.01	3.53- 173.27
09/30/2019	10/01/2019	SOLD 396.188 SHS ALGER FUNDS SMALL CAP FOCUS Z ON 09/30/2019 AT 20.95	8,300.13	8,973.66 4,412.02	673.53- 3,888.11
10/07/2019	10/08/2019	SOLD 16.535 SHS ALGER FUNDS SMALL CAP FOCUS Z ON 10/07/2019 AT 20.90	345.59	374.52 184.14	28.93- 161.45
11/11/2019	11/12/2019	SOLD 16.641 SHS ALGER FUNDS SMALL CAP FOCUS Z ON 11/11/2019 AT 21.07	350.62	376.44 188.18	25.82- 162.44
12/12/2019	12/13/2019	SOLD 16.346 SHS ALGER FUNDS SMALL CAP FOCUS Z ON 12/12/2019 AT 21.85	357.17	369.76 184.84	12.59- 172.33
01/08/2020	01/09/2020	SOLD 16.59 SHS ALGER FUNDS SMALL CAP FOCUS Z ON 01/08/2020 AT 21.87	362.82	374.79 191.91	11.97- 170.91
02/06/2020	02/07/2020	SOLD 3,704.298 SHS ALGER FUNDS SMALL CAP FOCUS Z ON 02/06/2020 AT 22.96	85,050.68	83,685.14 42,850.10	1,365.54 42,200.58
TOTAL 4,212.435 SHS			95,803.44	95,192.51 48,521.64	610.93 47,281.80
ALGER FUNDS FOCUS EQUITY FUND CL Y					
07/09/2019	07/10/2019	SOLD 10.877 SHS ALGER FUNDS FOCUS EQUITY FUND CL Y ON 07/09/2019 AT 38.13	414.74	407.23 398.26	7.51 16.48



Statement Period
Account Number

07/01/2019 through 06/30/2020
115150004910
**BENEFIT TRUST COMPANY
AS TRUSTEE FOR
VENTURA COUNTY COMMUNITY
COLLEGE DISTRICT
PUBLIC ENTITY INVESTMENT TRUST**

Schedule Of Sales

TRADE DATE	SETTLMT DATE	DESCRIPTION	PROCEEDS	MKT / COST BASIS	MKT / COST GAIN / LOSS
08/12/2019	08/13/2019	SOLD 11.244 SHS ALGER FUNDS FOCUS EQUITY FUND CL Y ON 08/12/2019 AT 36.98	415.81	420.98 411.69	5.17- 4.12
09/06/2019	09/09/2019	SOLD 10.837 SHS ALGER FUNDS FOCUS EQUITY FUND CL Y ON 09/06/2019 AT 38.12	413.12	405.74 396.79	7.38 16.33
09/30/2019	10/01/2019	SOLD 621.937 SHS ALGER FUNDS FOCUS EQUITY FUND CL Y ON 09/30/2019 AT 37.13	23,092.52	23,285.32 22,772.00	192.80- 320.52
10/07/2019	10/08/2019	SOLD 11.205 SHS ALGER FUNDS FOCUS EQUITY FUND CL Y ON 10/07/2019 AT 37.01	414.70	419.52 410.27	4.82- 4.43
11/05/2019	11/06/2019	SOLD 601.461 SHS ALGER FUNDS FOCUS EQUITY FUND CL Y ON 11/05/2019 AT 38.48	23,144.22	22,518.70 22,022.28	625.52 1,121.94
11/11/2019	11/12/2019	SOLD 10.841 SHS ALGER FUNDS FOCUS EQUITY FUND CL Y ON 11/11/2019 AT 38.81	420.75	405.89 396.94	14.86 23.81
12/12/2019	12/13/2019	SOLD 10.713 SHS ALGER FUNDS FOCUS EQUITY FUND CL Y ON 12/12/2019 AT 40.01	428.61	401.10 392.25	27.51 36.36
01/08/2020	01/09/2020	SOLD 10.532 SHS ALGER FUNDS FOCUS EQUITY FUND CL Y ON 01/08/2020 AT 41.34	435.39	394.83 386.33	40.56 49.06
02/06/2020	02/07/2020	SOLD 3,024.601 SHS ALGER FUNDS FOCUS EQUITY FUND CL Y ON 02/06/2020 AT 43.55	131,721.38	113,388.48 110,946.90	18,332.90 20,774.48
TOTAL 4,324.248 SHS			180,901.24	162,047.79 158,533.71	18,853.45 22,367.53



Statement Period
Account Number

07/01/2019 through 06/30/2020
115150004910
**BENEFIT TRUST COMPANY
AS TRUSTEE FOR
VENTURA COUNTY COMMUNITY
COLLEGE DISTRICT
PUBLIC ENTITY INVESTMENT TRUST**

Schedule Of Sales

TRADE DATE	SETTLMT DATE	DESCRIPTION	PROCEEDS	MKT / COST BASIS	MKT / COST GAIN / LOSS
BRANDES FUNDS INTERNATIONAL SMALL CAP R6					
07/09/2019	07/10/2019	SOLD 19.424 SHS BRANDES FUNDS INTERNATIONAL SMALL CAP R6 ON 07/09/2019 AT 10.68	207.45	209.39 254.25	1.94- 46.80-
08/12/2019	08/13/2019	SOLD 20.945 SHS BRANDES FUNDS INTERNATIONAL SMALL CAP R6 ON 08/12/2019 AT 9.93	207.98	225.79 274.16	17.81- 66.18-
09/06/2019	09/09/2019	SOLD 20.561 SHS BRANDES FUNDS INTERNATIONAL SMALL CAP R6 ON 09/06/2019 AT 10.05	206.64	221.65 269.14	15.01- 62.50-
09/30/2019	10/01/2019	SOLD 52,871.313 SHS BRANDES FUNDS INTERNATIONAL SMALL CAP R6 ON 09/30/2019 AT 10.28	543,517.10	569,952.75 692,067.20	26,435.65- 148,550.10-
10/02/2019	10/03/2019	SOLD 233.74 SHS BRANDES FUNDS INTERNATIONAL SMALL CAP R6 ON 10/02/2019 AT 10.13	2,367.79	2,403.10 2,404.25	35.31- 36.46-
TOTAL 53,165.983 SHS			546,506.96	573,012.68 695,269.00	26,505.72- 148,762.04-
COLUMBIA CONTRARIAN CORE					
07/09/2019	07/10/2019	SOLD 13.057 SHS COLUMBIA CONTRARIAN CORE ON 07/09/2019 AT 26.48	345.76	341.44 298.70	4.32 47.06
08/12/2019	08/13/2019	SOLD 13.41 SHS COLUMBIA CONTRARIAN CORE ON 08/12/2019 AT 25.85	346.65	350.67 306.78	4.02- 39.87
09/06/2019	09/09/2019	SOLD 12.923 SHS COLUMBIA CONTRARIAN CORE ON 09/06/2019 AT 26.65	344.40	337.94 295.64	6.46 48.76



Statement Period
Account Number

07/01/2019 through 06/30/2020
115150004910
**BENEFIT TRUST COMPANY
AS TRUSTEE FOR
VENTURA COUNTY COMMUNITY
COLLEGE DISTRICT
PUBLIC ENTITY INVESTMENT TRUST**

Schedule Of Sales

TRADE DATE	SETTLMT DATE	DESCRIPTION	PROCEEDS	MKT / COST BASIS	MKT / COST GAIN / LOSS
09/30/2019	10/01/2019	SOLD 2,219.597 SHS COLUMBIA CONTRARIAN CORE ON 09/30/2019 AT 26.65	59,152.26	58,042.46 50,777.69	1,109.80 8,374.57
10/07/2019	10/08/2019	SOLD 13.12 SHS COLUMBIA CONTRARIAN CORE ON 10/07/2019 AT 26.35	345.72	343.09 300.15	2.63 45.57
11/05/2019	11/06/2019	SOLD 635.302 SHS COLUMBIA CONTRARIAN CORE ON 11/05/2019 AT 27.56	17,508.93	16,613.15 14,533.79	895.78 2,975.14
11/11/2019	11/12/2019	SOLD 12.644 SHS COLUMBIA CONTRARIAN CORE ON 11/11/2019 AT 27.73	350.62	330.64 289.26	19.98 61.36
12/12/2019	12/13/2019	SOLD 13.337 SHS COLUMBIA CONTRARIAN CORE ON 12/12/2019 AT 26.78	357.17	348.96 307.82	8.21 49.35
01/08/2020	01/09/2020	SOLD 13.089 SHS COLUMBIA CONTRARIAN CORE ON 01/08/2020 AT 27.72	362.82	342.47 302.10	20.35 60.72
02/06/2020	02/07/2020	SOLD 1,595.508 SHS COLUMBIA CONTRARIAN CORE ON 02/06/2020 AT 28.48	45,440.08	41,746.45 36,825.05	3,693.63 8,615.03
TOTAL 4,541.987 SHS			124,554.41	118,797.27 104,236.98	5,757.14 20,317.43
OAKMARK SELECT FUND-INSTITUTIONAL					
07/09/2019	07/10/2019	SOLD 10.126 SHS OAKMARK SELECT FUND-INSTITUTIONAL ON 07/09/2019 AT 40.96	414.75	411.12 444.18	3.63 29.43-
08/12/2019	08/13/2019	SOLD 10.801 SHS OAKMARK SELECT FUND-INSTITUTIONAL ON 08/12/2019 AT 39.21	415.82	438.52 473.79	22.70- 57.97-



Statement Period
Account Number

07/01/2019 through 06/30/2020
115150004910
**BENEFIT TRUST COMPANY
AS TRUSTEE FOR
VENTURA COUNTY COMMUNITY
COLLEGE DISTRICT
PUBLIC ENTITY INVESTMENT TRUST**

Schedule Of Sales

TRADE DATE	SETTLMT DATE	DESCRIPTION	PROCEEDS	MKT / COST BASIS	MKT / COST GAIN / LOSS
09/06/2019	09/09/2019	SOLD 10.502 SHS OAKMARK SELECT FUND-INSTITUTIONAL ON 09/06/2019 AT 39.34	413.13	426.38 460.67	13.25- 47.54-
10/07/2019	10/08/2019	SOLD 10.904 SHS OAKMARK SELECT FUND-INSTITUTIONAL ON 10/07/2019 AT 38.03	414.68	440.48 470.78	25.80- 56.10-
11/05/2019	11/06/2019	SOLD 1,245.748 SHS OAKMARK SELECT FUND-INSTITUTIONAL ON 11/05/2019 AT 42.11	52,458.44	50,323.36 53,785.42	2,135.08 1,326.98-
11/11/2019	11/12/2019	SOLD 9.94 SHS OAKMARK SELECT FUND-INSTITUTIONAL ON 11/11/2019 AT 42.33	420.75	401.54 429.16	19.21 8.41-
12/12/2019	12/13/2019	SOLD 10.071 SHS OAKMARK SELECT FUND-INSTITUTIONAL ON 12/12/2019 AT 42.56	428.61	406.83 434.82	21.78 6.21-
01/08/2020	01/09/2020	SOLD 9.877 SHS OAKMARK SELECT FUND-INSTITUTIONAL ON 01/08/2020 AT 44.08	435.39	399.18 426.39	36.21 9.00
02/06/2020	02/07/2020	SOLD 845.586 SHS OAKMARK SELECT FUND-INSTITUTIONAL ON 02/06/2020 AT 44.75	37,839.97	34,174.10 36,503.86	3,665.87 1,336.11
TOTAL 2,163.555 SHS			93,241.54	87,421.51 93,429.07	5,820.03 187.53-
OAKMARK INTERNATIONAL INST.					
07/09/2019	07/10/2019	SOLD 9.107 SHS OAKMARK INTERNATIONAL INST. ON 07/09/2019 AT 22.76	207.27	210.10 261.37	2.83- 54.10-
08/12/2019	08/13/2019	SOLD 9.67 SHS OAKMARK INTERNATIONAL INST. ON 08/12/2019 AT 21.65	207.81	223.09 277.53	15.28- 69.72-



Statement Period
Account Number

07/01/2019 through 06/30/2020
115150004910
**BENEFIT TRUST COMPANY
AS TRUSTEE FOR
VENTURA COUNTY COMMUNITY
COLLEGE DISTRICT
PUBLIC ENTITY INVESTMENT TRUST**

Schedule Of Sales

TRADE DATE	SETTLMT DATE	DESCRIPTION	PROCEEDS	MKT / COST BASIS	MKT / COST GAIN / LOSS
09/06/2019	09/09/2019	SOLD 9.103 SHS OAKMARK INTERNATIONAL INST. ON 09/06/2019 AT 22.68	206.46	210.01 261.25	3.55- 54.79-
10/07/2019	10/08/2019	SOLD 9.315 SHS OAKMARK INTERNATIONAL INST. ON 10/07/2019 AT 22.25	207.25	214.70 261.06	7.45- 53.81-
11/05/2019	11/06/2019	SOLD 10,558.732 SHS OAKMARK INTERNATIONAL INST. ON 11/05/2019 AT 24.98	263,757.12	243,369.42 295,914.28	20,387.70 32,157.16-
11/11/2019	11/12/2019	SOLD 5.635 SHS OAKMARK INTERNATIONAL INST. ON 11/11/2019 AT 24.89	140.25	129.88 157.92	10.37 17.67-
12/12/2019	12/13/2019	SOLD 5.872 SHS OAKMARK INTERNATIONAL INST. ON 12/12/2019 AT 24.33	142.87	135.34 164.57	7.53 21.70-
01/08/2020	01/09/2020	SOLD 5.845 SHS OAKMARK INTERNATIONAL INST. ON 01/08/2020 AT 24.83	145.13	134.87 163.37	10.26 18.24-
TOTAL 10,613.279 SHS			265,014.16	244,627.41 297,461.35	20,386.75 32,447.19-
HARTFORD FUNDS MIDCAP CLASS Y					
07/09/2019	07/10/2019	SOLD 7.279 SHS HARTFORD FUNDS MIDCAP CLASS Y ON 07/09/2019 AT 37.99	276.52	272.89 194.39	3.63 82.13
08/12/2019	08/13/2019	SOLD 7.446 SHS HARTFORD FUNDS MIDCAP CLASS Y ON 08/12/2019 AT 37.23	277.23	279.15 198.85	1.92- 78.38
09/06/2019	09/09/2019	SOLD 7.308 SHS HARTFORD FUNDS MIDCAP CLASS Y ON 09/06/2019 AT 37.69	275.44	273.98 195.16	1.46 80.28



Statement Period
Account Number

07/01/2019 through 06/30/2020
115150004910
**BENEFIT TRUST COMPANY
AS TRUSTEE FOR
VENTURA COUNTY COMMUNITY
COLLEGE DISTRICT
PUBLIC ENTITY INVESTMENT TRUST**

Schedule Of Sales

TRADE DATE	SETTLMT DATE	DESCRIPTION	PROCEEDS	MKT / COST BASIS	MKT / COST GAIN / LOSS
09/30/2019	10/01/2019	SOLD 53.878 SHS HARTFORD FUNDS MIDCAP CLASS Y ON 09/30/2019 AT 36.98	1,992.42	2,019.89 1,438.82	27.47- 553.60
10/07/2019	10/08/2019	SOLD 7.615 SHS HARTFORD FUNDS MIDCAP CLASS Y ON 10/07/2019 AT 36.31	276.49	285.49 203.36	9.00- 73.13
11/11/2019	11/12/2019	SOLD 7.446 SHS HARTFORD FUNDS MIDCAP CLASS Y ON 11/11/2019 AT 37.67	280.50	279.15 198.91	1.35 81.59
12/12/2019	12/13/2019	SOLD 7.661 SHS HARTFORD FUNDS MIDCAP CLASS Y ON 12/12/2019 AT 37.30	285.74	287.00 207.93	1.26- 77.81
01/08/2020	01/09/2020	SOLD 7.634 SHS HARTFORD FUNDS MIDCAP CLASS Y ON 01/08/2020 AT 38.02	290.26	285.99 207.20	4.27 83.06
02/06/2020	02/07/2020	SOLD 659.799 SHS HARTFORD FUNDS MIDCAP CLASS Y ON 02/06/2020 AT 38.92	25,679.37	24,717.54 17,908.13	961.83 7,771.24
TOTAL 766.066 SHS			29,633.97	28,701.08 20,752.75	932.89 8,881.22
JOHN HANCOCK INTERNATIONAL GROWTH R6					
07/09/2019	07/10/2019	SOLD 8.664 SHS JOHN HANCOCK INTERNATIONAL GROWTH R6 ON 07/09/2019 AT 27.93	241.99	242.85 245.93	0.86- 3.94-
08/12/2019	08/13/2019	SOLD 8.884 SHS JOHN HANCOCK INTERNATIONAL GROWTH R6 ON 08/12/2019 AT 27.30	242.62	249.02 252.18	6.40- 9.56-
09/06/2019	09/09/2019	SOLD 8.464 SHS JOHN HANCOCK INTERNATIONAL GROWTH R6 ON 09/06/2019 AT 28.48	241.05	237.25 240.25	3.80 0.80



Statement Period
Account Number

07/01/2019 through 06/30/2020
115150004910
**BENEFIT TRUST COMPANY
AS TRUSTEE FOR
VENTURA COUNTY COMMUNITY
COLLEGE DISTRICT
PUBLIC ENTITY INVESTMENT TRUST**

Schedule Of Sales

TRADE DATE	SETTLMT DATE	DESCRIPTION	PROCEEDS	MKT / COST BASIS	MKT / COST GAIN / LOSS
10/07/2019	10/08/2019	SOLD 8.767 SHS JOHN HANCOCK INTERNATIONAL GROWTH R6 ON 10/07/2019 AT 27.60	241.97	245.71 248.76	3.74- 6.79-
11/05/2019	11/06/2019	SOLD 310.872 SHS JOHN HANCOCK INTERNATIONAL GROWTH R6 ON 11/05/2019 AT 28.72	8,928.25	8,712.57 8,820.75	215.68 107.50
11/11/2019	11/12/2019	SOLD 8.549 SHS JOHN HANCOCK INTERNATIONAL GROWTH R6 ON 11/11/2019 AT 28.71	245.44	239.60 242.57	5.84 2.87
12/12/2019	12/13/2019	SOLD 8.461 SHS JOHN HANCOCK INTERNATIONAL GROWTH R6 ON 12/12/2019 AT 29.55	250.02	237.13 240.07	12.89 9.95
01/08/2020	01/09/2020	SOLD 8.413 SHS JOHN HANCOCK INTERNATIONAL GROWTH R6 ON 01/08/2020 AT 30.19	253.98	235.88 238.78	18.10 15.20
02/06/2020	02/07/2020	SOLD 438.695 SHS JOHN HANCOCK INTERNATIONAL GROWTH R6 ON 02/06/2020 AT 30.69	13,463.54	12,299.77 12,451.27	1,163.77 1,012.27
TOTAL 809.769 SHS			24,108.86	22,699.78 22,980.56	1,409.08 1,128.30
PRUDENTIAL JENNISON GLOBAL OPPS Q					
07/09/2019	07/10/2019	SOLD 5.262 SHS PRUDENTIAL JENNISON GLOBAL OPPS Q ON 07/09/2019 AT 26.26	138.18	135.86 118.92	2.32 19.26
08/12/2019	08/13/2019	SOLD 5.557 SHS PRUDENTIAL JENNISON GLOBAL OPPS Q ON 08/12/2019 AT 24.93	138.54	143.48 125.59	4.94- 12.95
09/06/2019	09/09/2019	SOLD 5.377 SHS PRUDENTIAL JENNISON GLOBAL OPPS Q ON 09/06/2019 AT 25.60	137.64	138.83 121.52	1.19- 16.12



Statement Period
Account Number

07/01/2019 through 06/30/2020
115150004910
**BENEFIT TRUST COMPANY
AS TRUSTEE FOR
VENTURA COUNTY COMMUNITY
COLLEGE DISTRICT
PUBLIC ENTITY INVESTMENT TRUST**

Schedule Of Sales

TRADE DATE	SETTLMT DATE	DESCRIPTION	PROCEEDS	MKT / COST BASIS	MKT / COST GAIN / LOSS
10/07/2019	10/08/2019	SOLD 5.649 SHS PRUDENTIAL JENNISON GLOBAL OPPS Q ON 10/07/2019 AT 24.46	138.17	145.58 128.06	7.41- 10.11
11/05/2019	11/06/2019	SOLD 268.115 SHS PRUDENTIAL JENNISON GLOBAL OPPS Q ON 11/05/2019 AT 25.06	6,718.95	6,909.37 6,077.90	190.42- 641.05
11/11/2019	11/12/2019	SOLD 5.533 SHS PRUDENTIAL JENNISON GLOBAL OPPS Q ON 11/11/2019 AT 25.35	140.25	142.59 125.43	2.34- 14.82
12/12/2019	12/13/2019	SOLD 5.379 SHS PRUDENTIAL JENNISON GLOBAL OPPS Q ON 12/12/2019 AT 26.56	142.87	138.62 121.94	4.25 20.93
01/08/2020	01/09/2020	SOLD 5.136 SHS PRUDENTIAL JENNISON GLOBAL OPPS Q ON 01/08/2020 AT 28.26	145.13	132.36 116.43	12.77 28.70
02/06/2020	02/07/2020	SOLD 1,713.754 SHS PRUDENTIAL JENNISON GLOBAL OPPS Q ON 02/06/2020 AT 29.53	50,607.17	44,163.76 38,849.22	6,443.41 11,757.95
TOTAL 2,019.762 SHS			58,306.90	52,050.45 45,785.01	6,256.45 12,521.89
UNDISCOVERED MANAGERS BEHAVIORAL VALUE R6					
07/09/2019	07/10/2019	SOLD 4.466 SHS UNDISCOVERED MANAGERS BEHAVIORAL VALUE R6 ON 07/09/2019 AT 61.92	276.52	278.50 257.44	1.98- 19.08
08/12/2019	08/13/2019	SOLD 4.776 SHS UNDISCOVERED MANAGERS BEHAVIORAL VALUE R6 ON 08/12/2019 AT 58.05	277.23	297.83 275.31	20.60- 1.92
09/06/2019	09/09/2019	SOLD 4.68 SHS UNDISCOVERED MANAGERS BEHAVIORAL VALUE R6 ON 09/06/2019 AT 58.85	275.44	291.84 269.77	16.40- 5.67



Statement Period
Account Number

07/01/2019 through 06/30/2020
115150004910
**BENEFIT TRUST COMPANY
AS TRUSTEE FOR
VENTURA COUNTY COMMUNITY
COLLEGE DISTRICT
PUBLIC ENTITY INVESTMENT TRUST**

Schedule Of Sales

TRADE DATE	SETTLMT DATE	DESCRIPTION	PROCEEDS	MKT / COST BASIS	MKT / COST GAIN / LOSS
10/07/2019	10/08/2019	SOLD 4.627 SHS UNDISCOVERED MANAGERS BEHAVIORAL VALUE R6 ON 10/07/2019 AT 59.76	276.49	288.10 268.81	11.61- 7.68
11/05/2019	11/06/2019	SOLD 216.673 SHS UNDISCOVERED MANAGERS BEHAVIORAL VALUE R6 ON 11/05/2019 AT 64.53	13,981.90	13,491.10 12,587.78	490.80 1,394.12
11/11/2019	11/12/2019	SOLD 4.334 SHS UNDISCOVERED MANAGERS BEHAVIORAL VALUE R6 ON 11/11/2019 AT 64.72	280.50	269.86 251.79	10.64 28.71
12/12/2019	12/13/2019	SOLD 4.557 SHS UNDISCOVERED MANAGERS BEHAVIORAL VALUE R6 ON 12/12/2019 AT 62.71	285.74	283.74 264.74	2.00 21.00
01/08/2020	01/09/2020	SOLD 4.685 SHS UNDISCOVERED MANAGERS BEHAVIORAL VALUE R6 ON 01/08/2020 AT 61.95	290.26	291.82 273.24	1.56- 17.02
TOTAL 248.798 SHS			15,944.08	15,492.79 14,448.88	451.29 1,495.20
TOTAL MUTUAL FUND - DOMESTIC EQUITY			1,434,015.56	1,400,043.27 1,501,418.95	33,972.29 67,403.39-
MUTUAL FUND - INTERNATIONAL EQUITY					
GOLDMAN SACHS TR II GQG PARTNRS R6					
10/07/2019	10/08/2019	SOLD 14.385 SHS GOLDMAN SACHS TR II GQG PARTNRS R6 ON 10/07/2019 AT 14.42	207.43	208.28 208.28	0.85- 0.85-
11/05/2019	11/06/2019	SOLD 378.119 SHS GOLDMAN SACHS TR II GQG PARTNRS R6 ON 11/05/2019 AT 14.82	5,603.73	5,474.66 5,474.66	129.07 129.07
11/11/2019	11/12/2019	SOLD 14.185 SHS GOLDMAN SACHS TR II GQG PARTNRS R6 ON 11/11/2019 AT 14.83	210.37	205.38 205.38	4.99 4.99



Statement Period
Account Number

07/01/2019 through 06/30/2020
115150004910
BENEFIT TRUST COMPANY
AS TRUSTEE FOR
VENTURA COUNTY COMMUNITY
COLLEGE DISTRICT
PUBLIC ENTITY INVESTMENT TRUST

Schedule Of Sales

TRADE DATE	SETTLMT DATE	DESCRIPTION	PROCEEDS	MKT / COST BASIS	MKT / COST GAIN / LOSS
12/12/2019	12/13/2019	SOLD 14.099 SHS GOLDMAN SACHS TR II GQG PARTNRS R6 ON 12/12/2019 AT 15.20	214.30	204.14 204.14	10.16 10.16
01/08/2020	01/09/2020	SOLD 14.09 SHS GOLDMAN SACHS TR II GQG PARTNRS R6 ON 01/08/2020 AT 15.45	217.69	204.08 204.08	13.61 13.61
02/06/2020	02/07/2020	SOLD 892.092 SHS GOLDMAN SACHS TR II GQG PARTNRS R6 ON 02/06/2020 AT 15.96	14,237.79	12,920.95 12,920.95	1,316.84 1,316.84
TOTAL 1,326.97 SHS			20,691.31	19,217.49 19,217.49	1,473.82 1,473.82
HARTFORD INTERNATIONAL VALUE - Y					
07/09/2019	07/10/2019	SOLD 19.059 SHS HARTFORD INTERNATIONAL VALUE - Y ON 07/09/2019 AT 14.51	276.54	278.07 267.68	1.53- 8.86
08/12/2019	08/13/2019	SOLD 20.476 SHS HARTFORD INTERNATIONAL VALUE - Y ON 08/12/2019 AT 13.54	277.25	298.74 287.58	21.49- 10.33-
09/06/2019	09/09/2019	SOLD 19.676 SHS HARTFORD INTERNATIONAL VALUE - Y ON 09/06/2019 AT 14.00	275.46	287.07 276.34	11.61- 0.88-
10/07/2019	10/08/2019	SOLD 19.555 SHS HARTFORD INTERNATIONAL VALUE - Y ON 10/07/2019 AT 14.14	276.51	284.80 275.24	8.29- 1.27
11/05/2019	11/06/2019	SOLD 16,906.836 SHS HARTFORD INTERNATIONAL VALUE - Y ON 11/05/2019 AT 15.35	259,519.93	246,231.06 237,968.65	13,288.87 21,551.28
11/11/2019	11/12/2019	SOLD 13.678 SHS HARTFORD INTERNATIONAL VALUE - Y ON 11/11/2019 AT 15.38	210.37	199.21 192.52	11.16 17.85



Statement Period
Account Number

07/01/2019 through 06/30/2020
115150004910
**BENEFIT TRUST COMPANY
AS TRUSTEE FOR
VENTURA COUNTY COMMUNITY
COLLEGE DISTRICT
PUBLIC ENTITY INVESTMENT TRUST**

Schedule Of Sales

TRADE DATE	SETTLMT DATE	DESCRIPTION	PROCEEDS	MKT / COST BASIS	MKT / COST GAIN / LOSS
12/12/2019	12/13/2019	SOLD 13.702 SHS HARTFORD INTERNATIONAL VALUE - Y ON 12/12/2019 AT 15.64	214.30	199.56 192.86	14.74 21.44
01/08/2020	01/09/2020	SOLD 14.265 SHS HARTFORD INTERNATIONAL VALUE - Y ON 01/08/2020 AT 15.26	217.69	208.11 201.35	9.58 16.34
TOTAL 17,027.247 SHS			261,268.05	247,986.62 239,662.22	13,281.43 21,605.83
AMERICAN FUNDS NEW PERSPECTIVE F2					
07/09/2019	07/10/2019	SOLD 4.611 SHS AMERICAN FUNDS NEW PERSPECTIVE F2 ON 07/09/2019 AT 44.95	207.27	205.70 175.31	1.57 31.96
08/12/2019	08/13/2019	SOLD 4.778 SHS AMERICAN FUNDS NEW PERSPECTIVE F2 ON 08/12/2019 AT 43.49	207.81	213.15 181.66	5.34- 26.15
09/06/2019	09/09/2019	SOLD 4.595 SHS AMERICAN FUNDS NEW PERSPECTIVE F2 ON 09/06/2019 AT 44.93	206.46	204.98 174.71	1.48 31.75
09/30/2019	10/01/2019	SOLD 264.82 SHS AMERICAN FUNDS NEW PERSPECTIVE F2 ON 09/30/2019 AT 44.40	11,757.99	11,813.62 10,068.73	55.63- 1,689.26
10/07/2019	10/08/2019	SOLD 4.702 SHS AMERICAN FUNDS NEW PERSPECTIVE F2 ON 10/07/2019 AT 44.08	207.25	209.76 178.77	2.51- 28.48
11/05/2019	11/06/2019	SOLD 289.414 SHS AMERICAN FUNDS NEW PERSPECTIVE F2 ON 11/05/2019 AT 46.25	13,385.39	12,910.76 11,003.82	474.63 2,381.57
11/11/2019	11/12/2019	SOLD 4.551 SHS AMERICAN FUNDS NEW PERSPECTIVE F2 ON 11/11/2019 AT 46.23	210.37	203.02 173.03	7.35 37.34



Statement Period
Account Number

07/01/2019 through 06/30/2020
115150004910
**BENEFIT TRUST COMPANY
AS TRUSTEE FOR
VENTURA COUNTY COMMUNITY
COLLEGE DISTRICT
PUBLIC ENTITY INVESTMENT TRUST**

Schedule Of Sales

TRADE DATE	SETTLMT DATE	DESCRIPTION	PROCEEDS	MKT / COST BASIS	MKT / COST GAIN / LOSS
12/12/2019	12/13/2019	SOLD 4.498 SHS AMERICAN FUNDS NEW PERSPECTIVE F2 ON 12/12/2019 AT 47.64	214.30	200.66 171.02	13.64 43.28
01/08/2020	01/09/2020	SOLD 4.582 SHS AMERICAN FUNDS NEW PERSPECTIVE F2 ON 01/08/2020 AT 47.51	217.69	204.79 175.74	12.90 41.95
02/06/2020	02/07/2020	SOLD 603.035 SHS AMERICAN FUNDS NEW PERSPECTIVE F2 ON 02/06/2020 AT 49.01	29,554.73	26,952.54 23,128.93	2,602.19 6,425.80
TOTAL 1,189.586 SHS			56,169.26	53,118.98 45,431.72	3,050.28 10,737.54
AMERICAN FUNDS NEW WORLD F2					
07/09/2019	07/10/2019	SOLD 2.035 SHS AMERICAN FUNDS NEW WORLD F2 ON 07/09/2019 AT 67.89	138.18	137.48 119.37	0.70 18.81
08/12/2019	08/13/2019	SOLD 2.128 SHS AMERICAN FUNDS NEW WORLD F2 ON 08/12/2019 AT 65.09	138.54	143.77 124.82	5.23- 13.72
09/06/2019	09/09/2019	SOLD 2.047 SHS AMERICAN FUNDS NEW WORLD F2 ON 09/06/2019 AT 67.24	137.64	138.30 120.07	0.66- 17.57
09/30/2019	10/01/2019	SOLD 121.797 SHS AMERICAN FUNDS NEW WORLD F2 ON 09/30/2019 AT 67.03	8,164.06	8,228.61 7,144.23	64.55- 1,019.83
10/07/2019	10/08/2019	SOLD 2.081 SHS AMERICAN FUNDS NEW WORLD F2 ON 10/07/2019 AT 66.41	138.17	140.59 122.06	2.42- 16.11
11/05/2019	11/06/2019	SOLD 136.011 SHS AMERICAN FUNDS NEW WORLD F2 ON 11/05/2019 AT 70.12	9,537.11	9,188.90 7,977.98	348.21 1,559.13



Statement Period
Account Number

07/01/2019 through 06/30/2020
115150004910
**BENEFIT TRUST COMPANY
AS TRUSTEE FOR
VENTURA COUNTY COMMUNITY
COLLEGE DISTRICT
PUBLIC ENTITY INVESTMENT TRUST**

Schedule Of Sales

TRADE DATE	SETTLMT DATE	DESCRIPTION	PROCEEDS	MKT / COST BASIS	MKT / COST GAIN / LOSS
11/11/2019	11/12/2019	SOLD 2.012 SHS AMERICAN FUNDS NEW WORLD F2 ON 11/11/2019 AT 69.71	140.25	135.93 118.02	4.32 22.23
12/12/2019	12/13/2019	SOLD 1.998 SHS AMERICAN FUNDS NEW WORLD F2 ON 12/12/2019 AT 71.50	142.87	134.98 117.20	7.89 25.67
01/08/2020	01/09/2020	SOLD 2.059 SHS AMERICAN FUNDS NEW WORLD F2 ON 01/08/2020 AT 70.48	145.13	139.30 121.67	5.83 23.46
TOTAL 272.168 SHS			18,681.95	18,387.86 15,965.42	294.09 2,716.53
TOTAL MUTUAL FUND - INTERNATIONAL EQUITY			356,810.57	338,710.95 320,276.85	18,099.62 36,533.72
MUTUAL FUND - REAL ESTATE					
COHEN AND STEERS REAL ESTATE SECURITIES - Z					
07/09/2019	07/10/2019	SOLD 12.077 SHS COHEN AND STEERS REAL ESTATE SECURITIES - Z ON 07/09/2019 AT 17.17	207.36	200.72 188.77	6.64 18.59
08/12/2019	08/13/2019	SOLD 11.955 SHS COHEN AND STEERS REAL ESTATE SECURITIES - Z ON 08/12/2019 AT 17.38	207.90	198.69 186.86	9.21 21.04
09/06/2019	09/09/2019	SOLD 11.501 SHS COHEN AND STEERS REAL ESTATE SECURITIES - Z ON 09/06/2019 AT 17.96	206.55	191.15 179.77	15.40 26.78
09/30/2019	10/01/2019	SOLD 6,066.973 SHS COHEN AND STEERS REAL ESTATE SECURITIES - Z ON 09/30/2019 AT 17.91	108,659.48	100,833.09 94,829.62	7,826.39 13,829.86
10/07/2019	10/08/2019	SOLD 11.583 SHS COHEN AND STEERS REAL ESTATE SECURITIES - Z ON 10/07/2019 AT 17.90	207.34	192.62 181.24	14.72 26.10



Statement Period
Account Number

07/01/2019 through 06/30/2020
115150004910
**BENEFIT TRUST COMPANY
AS TRUSTEE FOR
VENTURA COUNTY COMMUNITY
COLLEGE DISTRICT
PUBLIC ENTITY INVESTMENT TRUST**

Schedule Of Sales

TRADE DATE	SETTLMT DATE	DESCRIPTION	PROCEEDS	MKT / COST BASIS	MKT / COST GAIN / LOSS
11/11/2019	11/12/2019	SOLD 24.405 SHS COHEN AND STEERS REAL ESTATE SECURITIES - Z ON 11/11/2019 AT 17.24	420.75	415.13 403.66	5.62 17.09
12/12/2019	12/13/2019	SOLD 25.124 SHS COHEN AND STEERS REAL ESTATE SECURITIES - Z ON 12/12/2019 AT 17.06	428.61	427.36 415.55	1.25 13.06
01/08/2020	01/09/2020	SOLD 25.037 SHS COHEN AND STEERS REAL ESTATE SECURITIES - Z ON 01/08/2020 AT 17.39	435.39	425.90 414.21	9.49 21.18
TOTAL 6,188.655 SHS			110,773.38	102,884.66 96,799.68	7,888.72 13,973.70
PRUDENTIAL FUNDS GLOBAL REAL ESTATE CL Q					
07/09/2019	07/10/2019	SOLD 6.532 SHS PRUDENTIAL FUNDS GLOBAL REAL ESTATE CL Q ON 07/09/2019 AT 26.45	172.77	168.33 148.65	4.44 24.12
08/12/2019	08/13/2019	SOLD 6.74 SHS PRUDENTIAL FUNDS GLOBAL REAL ESTATE CL Q ON 08/12/2019 AT 25.70	173.21	173.69 153.53	0.48- 19.68
09/06/2019	09/09/2019	SOLD 6.499 SHS PRUDENTIAL FUNDS GLOBAL REAL ESTATE CL Q ON 09/06/2019 AT 26.48	172.09	167.48 148.04	4.61 24.05
09/30/2019	10/01/2019	SOLD 2,168.833 SHS PRUDENTIAL FUNDS GLOBAL REAL ESTATE CL Q ON 09/30/2019 AT 26.73	57,972.91	55,892.47 49,403.95	2,080.44 8,568.96
10/07/2019	10/08/2019	SOLD 6.415 SHS PRUDENTIAL FUNDS GLOBAL REAL ESTATE CL Q ON 10/07/2019 AT 26.93	172.75	165.32 146.13	7.43 26.62
11/11/2019	11/12/2019	SOLD 9.224 SHS PRUDENTIAL FUNDS GLOBAL REAL ESTATE CL Q ON 11/11/2019 AT 26.61	245.44	240.79 221.19	4.65 24.25



Statement Period
Account Number

07/01/2019 through 06/30/2020
115150004910
**BENEFIT TRUST COMPANY
AS TRUSTEE FOR
VENTURA COUNTY COMMUNITY
COLLEGE DISTRICT
PUBLIC ENTITY INVESTMENT TRUST**

Schedule Of Sales

TRADE DATE	SETTLMT DATE	DESCRIPTION	PROCEEDS	MKT / COST BASIS	MKT / COST GAIN / LOSS
12/12/2019	12/13/2019	SOLD 9.453 SHS PRUDENTIAL FUNDS GLOBAL REAL ESTATE CL Q ON 12/12/2019 AT 26.45	250.02	246.76 226.68	3.26 23.34
01/08/2020	01/09/2020	SOLD 10.622 SHS PRUDENTIAL FUNDS GLOBAL REAL ESTATE CL Q ON 01/08/2020 AT 23.91	253.98	274.40 254.33	20.42- 0.35-
TOTAL 2,224.318 SHS			59,413.17	57,329.24 50,702.50	2,083.93 8,710.67
TOTAL MUTUAL FUND - REAL ESTATE			170,186.55	160,213.90 147,502.18	9,972.65 22,684.37
TOTAL SALES			6,186,336.04	6,113,531.31 6,154,503.78	72,804.73 31,832.26

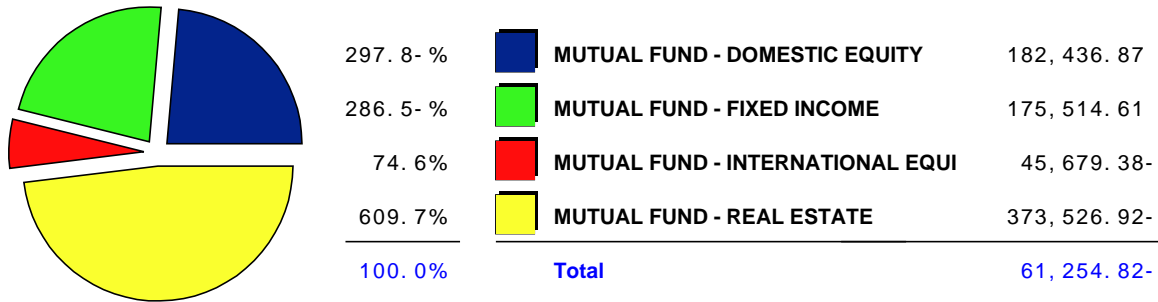


Statement Period
Account Number

07/01/2019 through 06/30/2020
115150004910
BENEFIT TRUST COMPANY
AS TRUSTEE FOR
VENTURA COUNTY COMMUNITY
COLLEGE DISTRICT
PUBLIC ENTITY INVESTMENT TRUST

Schedule Of Unrealized Gains & Losses

Unrealized Gains & Losses Allocation



Unrealized Gains & Losses Schedule

DESCRIPTION	UNITS	BEGINNING MKT/COST	ENDING MKT VALUE	GA I N / LOSS MKT / COST
MUTUAL FUND - FIXED INCOME				
BLACKROCK TOTAL RETURN - K	173,364.176	2,052,368.03 2,058,716.12	2,147,982.14	95,614.11 89,266.02
GUGGENHEIM INVESTMENTS INVESTMENT GRADE BOND FUND	109,250.289	2,048,527.45 2,022,668.66	2,197,023.31	148,495.86 174,354.65
PRUDENTIAL GBL TOTL RTRN FD INC PGIM TTL R6	137,304.535	966,839.82 966,839.82	941,909.11	24,930.71 - 24,930.71 -

Statement Period
Account Number

07/01/2019 through 06/30/2020
115150004910
BENEFIT TRUST COMPANY
AS TRUSTEE FOR
VENTURA COUNTY COMMUNITY
COLLEGE DISTRICT
PUBLIC ENTITY INVESTMENT TRUST

Schedule Of Unrealized Gains & Losses

DESCRIPTION	UNITS	BEGINNING MKT/COST	ENDING MKT VALUE	GAIN/LOSS MKT/COST
PRUDENTIAL FUNDS TOTAL RETURN BOND CL Q	143,182.632	2,117,102.41 2,070,805.63	2,107,648.34	9,454.07- 36,842.71
THORNBURG INVESTMENT INCOME BUILDER R6	32,078.512	692,677.19 647,787.69	603,396.81	89,280.38- 44,390.88-
WESTERN ASSET CORE PLUS BOND IS	173,281.796	2,072,830.65 2,063,004.90	2,127,900.45	55,069.80 64,895.55
TOTAL MUTUAL FUND - FIXED INCOME		9,950,345.55 9,829,822.82	10,125,860.16	175,514.61 296,037.34
MUTUAL FUND - DOMESTIC EQUITY				
ALGER FUNDS SMALL CAP FOCUS Z	51,654.401	1,166,943.28 597,521.18	1,341,464.79	174,521.51 743,943.61
ALGER FUNDS FOCUS EQUITY FUND CL Y	32,904.513	1,233,548.74 1,206,986.82	1,548,815.43	315,266.69 341,828.61
COLUMBIA CONTRARIAN CORE	41,786.649	1,093,347.28 964,454.77	1,130,328.86	36,981.58 165,874.09
OAKMARK SELECT FUND-INSTITUTIONAL	31,795.145	1,284,990.90 1,372,593.07	1,147,804.73	137,186.17- 224,788.34-
OAKMARK INTERNATIONAL INST.	19,654.286	454,725.27 545,297.27	377,362.29	77,362.98- 167,934.98-
HARTFORD FUNDS MIDCAP CLASS Y	24,368.008	912,879.86 661,391.49	874,324.13	38,555.73- 212,932.64
JOHN HANCOCK INTERNATIONAL GROWTH R6	27,151.423	761,249.59 770,625.74	799,337.89	38,088.30 28,712.15

Statement Period
Account Number

07/01/2019 through 06/30/2020
115150004910
BENEFIT TRUST COMPANY
AS TRUSTEE FOR
VENTURA COUNTY COMMUNITY
COLLEGE DISTRICT
PUBLIC ENTITY INVESTMENT TRUST

Schedule Of Unrealized Gains & Losses

DESCRIPTION	UNITS	BEGINNING MKT/COST	ENDING MKT VALUE	GAIN/LOSS MKT/COST
PRUDENTIAL JENNISON GLOBAL OPPTS Q	16,104.125	415,006.26 365,065.68	552,049.41	137,043.15 186,983.73
UNDISCOVERED MANAGERS BEHAVIORAL VALUE R6	15,447.659	960,886.23 902,133.71	694,526.75	266,359.48- 207,606.96-
TOTAL MUTUAL FUND - DOMESTIC EQUITY		8,283,577.41 7,386,069.73	8,466,014.28	182,436.87 1,079,944.55
MUTUAL FUND - INTERNATIONAL EQUITY				
GOLDMAN SACHS TR II GQG PARTNRS R6	44,744.442	648,073.17 648,073.17	699,803.07	51,729.90 51,729.90
HARTFORD INTERNATIONAL VALUE - Y	49,044.71	715,451.72 693,787.39	571,370.87	144,080.85- 122,416.52-
AMERICAN FUNDS NEW PERSPECTIVE F2	14,576.987	651,515.67 559,088.90	694,739.20	43,223.53 135,650.30
AMERICAN FUNDS NEW WORLD F2	6,688.557	452,510.89 395,238.90	455,958.93	3,448.04 60,720.03
TOTAL MUTUAL FUND - INTERNATIONAL EQUITY		2,467,551.45 2,296,188.36	2,421,872.07	45,679.38- 125,683.71
MUTUAL FUND - REAL ESTATE				
COHEN AND STEERS REAL ESTATE SECURITIES - Z	81,984.784	1,386,976.76 1,350,655.58	1,196,158.00	190,818.76- 154,497.58-
PRUDENTIAL FUNDS GLOBAL REAL ESTATE CL Q	33,495.299	863,667.59 802,000.99	680,959.43	182,708.16- 121,041.56-
TOTAL MUTUAL FUND - REAL ESTATE		2,250,644.35 2,152,656.57	1,877,117.43	373,526.92- 275,539.14-



Statement Period
Account Number

07/01/2019 through 06/30/2020
115150004910
BENEFIT TRUST COMPANY
AS TRUSTEE FOR
VENTURA COUNTY COMMUNITY
COLLEGE DISTRICT
PUBLIC ENTITY INVESTMENT TRUST

Schedule Of Unrealized Gains & Losses

DESCRIPTION	UNITS	BEGINNING MKT / COST	ENDING MKT VALUE	GAIN / LOSS MKT / COST
TOTAL UNREALIZED GAINS & LOSSES		22,952,118.76 21,664,737.48	22,890,863.94	61,254.82- 1,226,126.46



Statement Period 07/01/2019 through 06/30/2020
Account Number 115150004910
BENEFIT TRUST COMPANY
AS TRUSTEE FOR
VENTURA COUNTY COMMUNITY
COLLEGE DISTRICT
PUBLIC ENTITY INVESTMENT TRUST

Schedule Of Reportable Transactions

PLAN NUMBER:

EIN NUMBER: 95-2224338

DESCRIPTION	PURCH/SELL PRICE EXPENSE INCURRED	COST OF ASSET	VALUE OF ASSET ON TXN DATE	NET GAIN OR LOSS
BEGINNING MARKET VALUE: 22,070,524.00				
SECURITY TRANSACTIONS EXCEEDING 5%:				
MUTUAL FUND - FIXED INCOME				
GUGGENHEIM INVESTMENTS MACRO OPPORTUNITIES INST.				
SOLD 15.99 SHS ON 07/09/2019 AT 25.93	414.62	421.18	414.78	6.56-
PURCHASED 154.571 SHS ON 07/31/2019 AT 25.91 FOR REINVESTMENT	4,004.94	4,004.94	4,008.03	
SOLD 16.019 SHS ON 08/12/2019 AT 25.95	415.69	421.93	415.37	6.24-
PURCHASED 134.267 SHS ON 08/30/2019 AT 25.92 FOR REINVESTMENT	3,480.20	3,480.20	3,482.89	
SOLD 15.952 SHS ON 09/06/2019 AT 25.89	413.00	420.14	413.16	7.14-
PURCHASED 979.674 SHS ON 09/30/2019 AT 25.85	25,324.58	25,324.58	25,334.37	
PURCHASED 128.122 SHS ON 09/30/2019 AT 25.85 FOR REINVESTMENT	3,311.96	3,311.96	3,314.52	
SOLD 16.038 SHS ON 10/07/2019 AT 25.85	414.58	422.24	414.74	7.66-
PURCHASED 165.269 SHS ON 10/31/2019 AT 25.79 FOR REINVESTMENT	4,262.30	4,262.30	4,258.98	
SOLD 51,284.958 SHS ON 11/05/2019 AT 25.76	1,321,100.52	1,350,112.77	1,321,613.37	29,012.25-



Statement Period 07/01/2019 through 06/30/2020
 Account Number 115150004910
**BENEFIT TRUST COMPANY
 AS TRUSTEE FOR
 VENTURA COUNTY COMMUNITY
 COLLEGE DISTRICT
 PUBLIC ENTITY INVESTMENT TRUST**

Schedule Of Reportable Transactions

PLAN NUMBER:

EIN NUMBER: 95-2224338

DESCRIPTION	PURCH/SELL PRICE EXPENSE INCURRED	COST OF ASSET	VALUE OF ASSET ON TXN DATE	NET GAIN OR LOSS
SOLD .5 SHS ON 11/12/2019 AT 25.75	12.88	13.16	12.88	0.28-
TOTAL	1,363,155.27	1,392,195.40	1,363,683.09	29,040.13-
TOTAL MUTUAL FUND - FIXED INCOME	1,363,155.27	1,392,195.40	1,363,683.09	29,040.13-
TOTAL SECURITY TRANSACTIONS EXCEEDING 5%		1,392,195.40		



Statement Period	07/01/2019 through 06/30/2020
Account Number	115150004910
	BENEFIT TRUST COMPANY
	AS TRUSTEE FOR
	VENTURA COUNTY COMMUNITY
	COLLEGE DISTRICT
	PUBLIC ENTITY INVESTMENT TRUST

Schedule Of Reportable Transactions

PLAN NUMBER:

EIN NUMBER: 95-2224338

DESCRIPTION	PURCH/SELL PRICE EXPENSE INCURRED	COST OF ASSET	VALUE OF ASSET ON TXN DATE	NET GAIN OR LOSS
BEGINNING MARKET VALUE:	22,070,524.00			
SINGLE TRANSACTIONS EXCEEDING 5%:				
11/06/2019 SOLD 51,284.958 SHS GUGGENHEIM INVESTMENTS MACRO OPPORTUNITIES INST. ON 11/05/2019 AT 25.76		1,350,112.77		
TOTAL SINGLE TRANSACTIONS EXCEEDING 5%		1,350,112.77		



Statement Period
Account Number

07/01/2019 through 06/30/2020
115150004910
BENEFIT TRUST COMPANY
AS TRUSTEE FOR
VENTURA COUNTY COMMUNITY
COLLEGE DISTRICT
PUBLIC ENTITY INVESTMENT TRUST

Balance Sheet


	AS OF 07/01/2019		AS OF 06/30/2020	
	AVG COST VALUE	MARKET VALUE	AVG COST VALUE	MARKET VALUE
A S S E T S				
CASH	54,143.52	54,143.52	58,407.66	58,407.66
DUE FROM BROKERS	0.00	0.00	0.00	0.00
TOTAL CASH & RECEIVABLES	54,143.52	54,143.52	58,407.66	58,407.66
MUTUAL FUNDS				
MUTUAL FUND - FIXED INCOME	9,742,008.72	9,891,788.84	9,829,822.82	10,125,860.16
MUTUAL FUND - DOMESTIC EQUITY	8,153,181.64	8,949,313.64	7,386,069.73	8,466,014.28
MUTUAL FUND - INTERNATIONAL EQUI	1,743,165.43	1,932,962.62	2,296,188.36	2,421,872.07
MUTUAL FUND - REAL ESTATE	1,185,759.40	1,296,458.90	2,152,656.57	1,877,117.43
TOTAL MUTUAL FUNDS	20,824,115.19	22,070,524.00	21,664,737.48	22,890,863.94
TOTAL HOLDINGS	20,824,115.19	22,070,524.00	21,664,737.48	22,890,863.94
TOTAL ASSETS	20,878,258.71	22,124,667.52	21,723,145.14	22,949,271.60
L I A B I L I T I E S				
DUE TO BROKERS	54,143.52	54,143.52	58,407.66	58,407.66
TOTAL LIABILITIES	54,143.52	54,143.52	58,407.66	58,407.66
TOTAL NET ASSET VALUE	20,824,115.19	22,070,524.00	21,664,737.48	22,890,863.94






Statement Period
Account Number


07/01/2019 through 06/30/2020
115150004910
BENEFIT TRUST COMPANY
AS TRUSTEE FOR
VENTURA COUNTY COMMUNITY
COLLEGE DISTRICT
PUBLIC ENTITY INVESTMENT TRUST




Beginning Market Allocation



0.2%		CASH & RECEIVABLES	54,143.52
0.2%		LIABILITIES	54,143.52-
100.0%		MUTUAL FUNDS	22,070,524.00
100.0%		Total	22,070,524.00

Ending Market Allocation



0.3%		CASH & RECEIVABLES	58,407.66
0.3%		LIABILITIES	58,407.66-
100.0%		MUTUAL FUNDS	22,890,863.94
100.0%		Total	22,890,863.94



Statement Period
Account Number

07/01/2019 through 06/30/2020
115150004910
**BENEFIT TRUST COMPANY
AS TRUSTEE FOR
VENTURA COUNTY COMMUNITY
COLLEGE DISTRICT
PUBLIC ENTITY INVESTMENT TRUST**

Schedule Of Prior Period Trades Settled

DATE	DESCRIPTION	DUE FROM BROKERS	DUE TO BROKERS
07/01/2019	PURCHASED 328.72 SHS BLACKROCK TOTAL RETURN - K ON 06/28/2019 AT 11.80 FOR REINVESTMENT		3,878.90
07/01/2019	PURCHASED 129.391 SHS GUGGENHEIM INVESTMENTS MACRO OPPORTUNITIES INST. ON 06/28/2019 AT 25.94 FOR REINVESTMENT		3,356.39
07/01/2019	PURCHASED 158.284 SHS GUGGENHEIM INVESTMENTS INVESTMENT GRADE BOND FUND ON 06/28/2019 AT 18.73 FOR REINVESTMENT		2,964.66
07/01/2019	PURCHASED 199.735 SHS HARTFORD WORLD BOND - Y ON 06/27/2019 AT 10.82 FOR REINVESTMENT		2,161.13
07/01/2019	PURCHASED 522.011 SHS LEGG MASON BW GLOBAL OPPORTUNITIES BOND IS ON 06/28/2019 AT 10.43 FOR REINVESTMENT		5,444.57
07/01/2019	PURCHASED 459.921 SHS LEGG MASON BW ALTERNATIVE CREDIT ON 06/28/2019 AT 10.44 FOR REINVESTMENT		4,801.58
07/01/2019	PURCHASED 251.065 SHS PRUDENTIAL FUNDS TOTAL RETURN BOND CL Q ON 06/28/2019 AT 14.76 FOR REINVESTMENT		3,705.72
07/01/2019	PURCHASED 343.967 SHS WESTERN ASSET CORE PLUS BOND IS ON 06/28/2019 AT 11.90 FOR REINVESTMENT		4,093.21
07/02/2019	PURCHASED 269.197 SHS COHEN AND STEERS REAL ESTATE SECURITIES - Z ON 06/28/2019 AT 16.62 FOR REINVESTMENT		4,474.06



Statement Period
Account Number

07/01/2019 through 06/30/2020
115150004910
**BENEFIT TRUST COMPANY
AS TRUSTEE FOR
VENTURA COUNTY COMMUNITY
COLLEGE DISTRICT
PUBLIC ENTITY INVESTMENT TRUST**

Schedule Of Prior Period Trades Settled

DATE	DESCRIPTION	DUE FROM BROKERS	DUE TO BROKERS
07/02/2019	PURCHASED 386.348 SHS COHEN AND STEERS REAL ESTATE SECURITIES - Z ON 06/28/2019 AT 16.62 FOR REINVESTMENT		6,421.10
07/02/2019	PURCHASED 772.696 SHS COHEN AND STEERS REAL ESTATE SECURITIES - Z ON 06/28/2019 AT 16.62 FOR REINVESTMENT		12,842.20
	TOTAL PRIOR PERIOD TRADES SETTLED		54,143.52
	NET RECEIVABLE/PAYABLE		54,143.52-



Statement Period
Account Number

07/01/2019 through 06/30/2020
115150004910
**BENEFIT TRUST COMPANY
AS TRUSTEE FOR
VENTURA COUNTY COMMUNITY
COLLEGE DISTRICT
PUBLIC ENTITY INVESTMENT TRUST**

Schedule Of Pending Trades End Of Period

DATE	DESCRIPTION	DUE FROM BROKERS	DUE TO BROKERS
07/01/2020	PURCHASED 217.985 SHS BLACKROCK TOTAL RETURN - K ON 06/30/2020 AT 12.39 FOR REINVESTMENT		2,700.84
07/01/2020	PURCHASED 246.095 SHS GUGGENHEIM INVESTMENTS INVESTMENT GRADE BOND FUND ON 06/30/2020 AT 20.11 FOR REINVESTMENT		4,948.97
07/01/2020	PURCHASED 433.169 SHS PRUDENTIAL GBL TOTL RTRN FD INC PGIM TTL R6 ON 06/30/2020 AT 6.86 FOR REINVESTMENT		2,971.54
07/01/2020	PURCHASED 379.87 SHS PRUDENTIAL FUNDS TOTAL RETURN BOND CL Q ON 06/30/2020 AT 14.72 FOR REINVESTMENT		5,591.68
07/01/2020	PURCHASED 346.016 SHS WESTERN ASSET CORE PLUS BOND IS ON 06/30/2020 AT 12.28 FOR REINVESTMENT		4,249.08
07/02/2020	PURCHASED 560.422 SHS COHEN AND STEERS REAL ESTATE SECURITIES - Z ON 06/30/2020 AT 14.59 FOR REINVESTMENT		8,176.55
07/02/2020	PURCHASED 2,040.37 SHS COHEN AND STEERS REAL ESTATE SECURITIES - Z ON 06/30/2020 AT 14.59 FOR REINVESTMENT		29,769.00
	TOTAL PENDING TRADES END OF PERIOD		58,407.66
	NET RECEIVABLE/PAYABLE		58,407.66 -