

2009
2010



VENTURA COUNTY COMMUNITY COLLEGE DISTRICT



ADOPTION BUDGET OCTOBER 13, 2009

VENTURA COUNTY COMMUNITY COLLEGE DISTRICT

BOARD OF TRUSTEES

MR. ROBERT O. HUBER, CHAIR

MR. STEPHEN P. BLUM, ESQ., VICE-CHAIR

MS. CHERYL HEITMANN, TRUSTEE

MR. ARTURO D. HERNÁNDEZ, TRUSTEE

DR. LARRY MILLER, TRUSTEE

ADMINISTRATION

DR. JAMES MEZNEK, CHANCELLOR

*MS. SUE JOHNSON, VICE CHANCELLOR,
BUSINESS AND ADMINISTRATIVE SERVICES*

*MS. PATRICIA PARHAM, VICE CHANCELLOR,
HUMAN RESOURCES*

DR. PAM EDDINGER, PRESIDENT, MOORPARK COLLEGE

DR. RICHARD DURÁN, PRESIDENT, OXNARD COLLEGE

DR. ROBIN CALOTE, PRESIDENT, VENTURA COLLEGE



District Mission Statement

The Ventura County Community College District (VCCCD) is committed to assisting students in the attainment of its primary mission as a system of state supported two-year colleges.

The primary mission of the District is to produce student learning in lower division level academic transfer and career/vocational degree and certificate programs. Effective, efficient student support services are offered to assist in the accomplishment of the District's primary mission based on need and available resources.

Ventura County Community College District works to enhance state, regional, and local economic growth and global competitiveness within the pursuit of its primary mission. Additionally, workforce and economic development activities and services are offered based on need and available resources.

English as a Second Language instruction, remedial, adult education, and supplemental learning services that contribute to student success are offered and operated based on need and available resources.

Ventura County Community College District improves the quality of community life by offering non-credit, recreational, vocational, cultural, and civic programming based on community demand and available resources.

All District programs, services, and activities operate within a framework of integrated planning and budgeting. Ongoing, student learning outcome assessment and systematic program review are used to ensure District-wide excellence through sustainable, continuous quality improvement in compliance with its mission.

**VENTURA COUNTY COMMUNITY COLLEGE DISTRICT
2009-2010 ADOPTION BUDGET**

TABLE OF CONTENTS

	<u>PAGE(S)</u>
BUDGET NARRATIVE	i-xv
SUMMARY OF BUDGET – BY FUND	1
GENERAL FUND-UNRESTRICTED	
REVENUE PROJECTIONS	2
BUDGET ALLOCATION	3
GENERAL FUND-UNRESTRICTED EXPENDITURES	4-5
COLLEGE BUDGETS	6-8
DISTRICT ADMINISTRATIVE CENTER BUDGET	9
DISTRICT-WIDE SERVICES BUDGET	10
UTILITIES	11
RESERVES	12
GENERAL FUND-DESIGNATED BUDGET	13
GENERAL FUND-RESTRICTED BUDGET	14
HEALTH SERVICES FUND BUDGET	15
PARKING SERVICES FUND BUDGET	16
CHILD DEVELOPMENT FUND BUDGET	17
BOOKSTORE FUND BUDGET	18
CAFETERIA FUND BUDGET	19
INTERNAL SERVICES FUND BUDGET	20-21
FINANCIAL AID FUND BUDGET	22
CAPITAL PROJECTS FUND BUDGET	23
APPENDIX	A-1 – A-20

2009-2010

ADOPTION BUDGET



BUDGET NARRATIVE



VENTURA COUNTY COMMUNITY COLLEGE DISTRICT ADOPTION BUDGET NARRATIVE 2009-10

BACKGROUND

In February 2009, in an unprecedented act, the Legislature and Governor approved a multi-year budget that included measures that were to address a \$40 billion shortfall in the 2008-09 and 2009-10 State budget. These actions included the assumption of the passage of six propositions that were to be placed before voters at a special election on May 19, 2009. Unfortunately, after the February budget was approved the state, national, and world economy continued to deteriorate and the state propositions failed, leaving an additional revenue shortfall in excess of what had been addressed.

In July 2009, State lawmakers sent a package of 31 bills to the Governor's office for signature. These bills contained \$24 billion in budget solutions including: \$15.3 billion in budget reductions, \$4 billion in revenue accelerations and fees, \$2.7 billion in funding shifts and deferrals; and \$2.1 billion in new borrowing. On July 28, 2009 the Governor signed the bills into law, exercising line-item veto. For the California Community Colleges, the package contained \$840 million in reductions, offset by a revenue increase of \$210 million, for a net budget cut of \$630 million. The revenue increase is made up of a budget amendment that increased enrollment fees by \$6 (from \$20 per credit unit to \$26) for 2009-10, which is anticipated to generate at least \$80 million in revenue, and an estimated \$130 million in federal ARRA funds (which has proven to be grossly optimistic). The \$630 million in cuts was achieved by reducing base funding, elimination of growth, as well as drastically slashing categorical programs.

According to the Governor's office, California's budget situation is likely to remain challenging for some time into the future for two reasons. First, while the economic forecast projects that a recovery from the recession will begin next year, the recovery is not expected to be as robust as in past years. Second, some of the solutions to the budget crisis are one-time, or of limited duration. In addition, the state continues to have a structural imbalance in the budget, as the state leaders failed to bring its spending and revenues into true alignment, which will make the 2010-11 budget year perhaps even more challenging than this one.

STATE APPROVED BUDGET

VCCCD is submitting an Adoption Budget that includes 2.8% less in revenue in General Fund-Unrestricted than was included in the prior year Adoption Budget. The actual reduction from the State to the District is approximately \$6 million, but the prior year funding for growth, which is budgeted in 2009-10, offsets the current year impact of those reductions. The net loss to base funding, however, is approximately \$4.5 million. Included in one of the budget bills is a provision authorizing the State Chancellor to adjust districts' base workload measures commensurate with reductions in general apportionment revenues. VCCCD's reduction of base funding of \$4.5 million equates to approximately 1,000 FTES. To accommodate this loss of revenue, the reduction in District expenditures was achieved primarily through: reducing class sections, focusing on core classes and efficiencies; consolidation, restructuring, and staff efficiencies, resulting in a reduction in force, again focusing on maintaining core services; and less-sustainable reductions in operating supplies, travel, equipment, and position freezes, etc.

This budget contains deeper cuts to the categorical programs than those presented in the Preliminary and Tentative budgets. Only two programs, BFAP and Foster & Kinship Care Education, were ultimately exempted from any state reductions. Most student services programs were cut by 32%. Economic Development and Matriculation programs were cut by 64%, and Instructional Equipment, Scheduled Maintenance, and TTIP funding was totally eliminated. The 32%-64% in reductions were backfilled with \$35 million in one-time federal stimulus dollars. (Initially, the Legislature had assumed this backfill to be \$130 million).

However, since the fiscal impacts to the various colleges' programs are still not available at this writing, coupled with the fact that many of the student services allocations would be subject to further adjustment (both up and down) based on FY 2008-09 student MIS data and year-end reporting, the Adoption Budgets were built assuming a one-time backfill amount of \$30 million. That level of backfill resulted in projected funding reductions for most student services programs of 29%; Economic Development grants and Matriculation programs were built with a 57% reduction. Budget amendments will be presented to the board, anticipated in November and December, as final program allocations are released.

ENROLLMENT (FTES) AND REVENUE

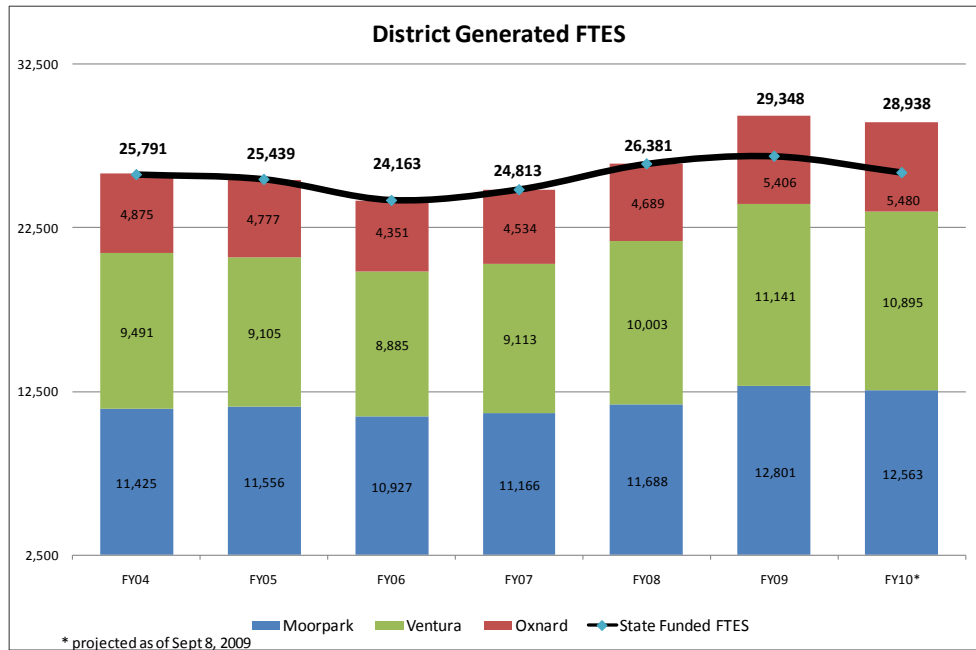
The District's general revenue represents the combination of state and local revenues, the majority of which must be earned through the generation of FTES (Full Time Equivalent Students (enrollment)).

As of the 2009 CCFS 320 Recalc Report, the District reported 29,348 FTES, which includes 464 FTES in growth and will result in revenue of approximately \$2.2 million in 2009-10. Although the state has continued to constrain funded growth, the district has achieved efficiency factors that have allowed us to continue to serve more students with fewer dollars. For 2008-09, the District reported approximately 2,500 unfunded FTES.

The final State budget eliminated any projected growth funding for 2009-10, and included instead a "negative growth" factor, by reducing our base FTES. The total general revenue for 2009-10 assumes that the colleges will collectively generate 25,849 funded FTES. This decrease of approximately 1,000 FTES reflects the adjustment to workload measures (FTES) intended by the Legislature, consistent with the projected reduced apportionment revenue. The elimination of state-funded growth in 2009-10 will result in the lack of additional revenue in budget year 2010-11.

With the continued increase in student demand, even with the reduction in class offerings, the District is projecting it will serve approximately 3,100 unfunded FTES in

2009-10. Under the current formula, if the District were funded for all FTES we expect to serve, we would have generated an additional \$14 million in general fund revenue.



Unlike other segments of California’s higher education, community colleges do not have the constitutional authority to assess tuition. Student fees are determined by the legislature as a part of the budget, rather than by the system or local college district, and the fees are then used by the state to offset the funding of community colleges.

EXPENDITURES

Salary and Benefit Costs

The Adoption Budget reflects no general salary increases for 2009-10, but includes step increases and an increase in Blue Cross health plan premiums of 19.6% for faculty and 6.7% for all other eligible groups.

Retiree Health Liability

The District was required to fully implement GASB 45 in 2007-08. An actuarial study was performed in December 2008, which determined the estimated amount that would have accumulated under the requirements of GASB 45. The liability amount is approximately \$174 million, of which approximately \$8.6 million has been funded.

In 2009-10, the expenditure is projected at \$7.6 million per year for all funds. Premiums for retirees are then paid directly from the Retiree Health Benefits fund. As a means of accruing this amount, the District assesses, as an employer expense, a retiree health fringe benefit rate of 14% on average to each eligible employee salary dollar (the rates range from 7.3% to 16.1%, depending on employee and funding source). This fringe benefit rate will be assessed to all eligible employees' salaries in all funds, including categorical, grants and contracts, auxiliary services, etc. Under GASB 45 requirements, the expenditure would have increased significantly this fiscal year, but because of the Board's plans to consider investing the funds in an irrevocable trust, the recommendation was made to defer the recognition of the increase as participation in such a trust would lower both the liability and required annual expenditure.

GENERAL FUND

The General Fund is the principal operating fund of the District. All revenues and expenditures not required by statutory law to be accounted for in a different fund are budgeted and accounted for in the General Fund. Three sub-funds exist within the General Fund, which are briefly described as follows:

- **General Fund - Unrestricted:** Represents revenues and expenditures that support most educational programs and services throughout the district, including instruction, student services, maintenance and operations, administration, and so forth.
- **General Fund - Unrestricted - Designated:** Represents revenues and expenditures associated with community services, contract education, entrepreneurial programs, and other activities which are initiated by the colleges and are intended to be self-supporting. This sub-fund is reported to the State as a part of the General Fund – Unrestricted.
- **General Fund - Restricted:** Represents revenues and expenditures supporting educational services whose resources are restricted by law, regulation, grant terms and conditions, categorical funding agencies, or other externally-imposed restrictions. This sub-fund is reported to the State as a part of the Total General Fund.

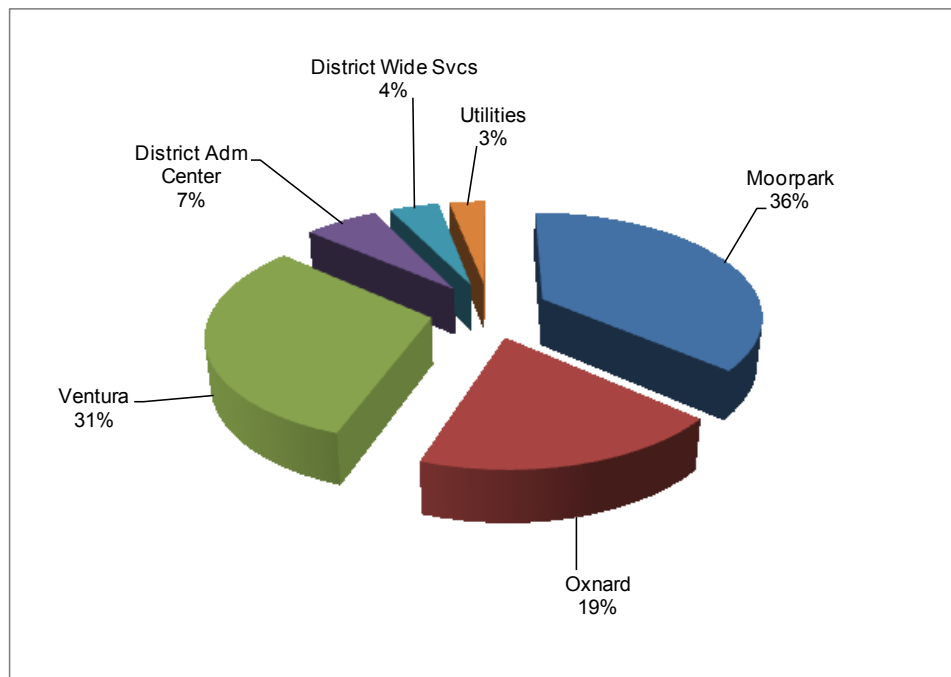
The VCCCD budget development process emphasizes the building of the General Fund-Unrestricted budget, since this is the budget that most heavily impacts ongoing colleges and district operations. The Budget Allocation Model was utilized for the purpose of allocating resources to the various operational units within the District.

GENERAL FUND - UNRESTRICTED

The 2009-10 Adoption Budget reflects an overall decrease in revenues from the 2008-09 Adoption Budget of \$3.9 million.

Allocation Model

The Adoption Budget uses the allocation model that was adopted by the Board in May 2007, and modified in March 2009, to distribute resources to the operating units. The model is periodically reviewed in accordance with the commitment to regularly review the model components to ensure a more sustainable model that incorporates variables that are meaningful, readily defined, easily measured, and consistently reported.



Reserves

In order to ensure fiscal sustainability and responsible stewardship, the District allocates resources to reserves to address potential unanticipated expenditures, decrease in revenues, as well as special needs, which might otherwise require mid-year reductions in the operating units' budgets. In the current volatile environment, this is more important than ever. The General Fund reserves approved by the Board are:

- General Fund Unrestricted-Designated Reserve - State Required Minimum

In accordance with the State Chancellor's Office Accounting Advisory FS 05-05: Monitoring and Assessment of Fiscal Condition, the State Chancellor's Office requires a minimum prudent unrestricted general fund balance of 5 percent. To ensure the District does not drop below this minimum requirement, this reserve is set-aside in every budget cycle.

- General Fund Unrestricted-Designated Reserve - Revenue Shortfall Contingency

The General Fund Unrestricted-Designated Reserve - Revenue Shortfall Contingency will be used only to cover unanticipated mid-year revenue shortfalls. The amount of this reserve is set by the Board each year as part of the budget development process. Should the State impose mid-year revenue reductions, the Revenue Shortfall Contingency funds will be used to offset the loss of revenue, prior to reducing any operating budgets.

- General Fund Unrestricted Reserve - Unallocated

The General Fund Unrestricted Reserve – Unallocated is the remaining ending fund balance after the reserve requirements above have been met, and less the amount approved for budget carryover that will be budgeted in the subsequent fiscal year for each respective site.

While these Unallocated Reserve dollars are a part of year-end balance and they are therefore one-time dollars, they should be utilized for one-time expenses or as one-time seed money for programs that must subsequently be included in institutional budgets.

The Board has adopted a policy that there shall be no deficit budgeting during the development of the annual budget. However, during times of serious fiscal exigency, the Board may approve the use of a portion of the Unallocated Reserves for transitional purposes. It is anticipated that with further decline in revenue in the next subsequent fiscal years, it may be necessary to utilize a portion of Unallocated Reserves to gradually reduce the impact of the reductions and/or maintain the viability of core programs until the State's revenues improve.

OTHER FUNDS

GENERAL FUND-DESIGNATED

This fund supports activities associated with contract education and ongoing programs such as community services and civic center. Although not restricted in the legal sense, these programs are entrepreneurial in nature and are intended to be fully self-supporting or profit-generating.

GENERAL FUND – RESTRICTED

This fund supports categorical programs, grants, contracts, and other programs whose budget resources are restricted by law, regulation, contract, grant agreement, or other externally restricted terms and conditions.

Major programs accounted for in this fund include state categorical programs such as EOPS (Extended Opportunity Programs and Services), DSP&S (Disabled Students Programs and Services), CalWORKS (California Work Opportunities and Responsibility to Kids), Economic and Workforce Development programs, the Alternate Text Production Center, as well as Perkins IV (VTEA/Vocational and Technical Education Act) federal grants, Restricted Lottery (Proposition 20) funds, Nursing Education grants, Title V federal grants, College Cost Reduction and Access Act - Science, Technology, Engineering and Mathematics (CCRAA-STEM) federal grants, and various locally funded contracts with the County of Ventura.

Assembly Bill X4 1 revised the 2009-10 Budget Act and made substantial cuts to most categorical programs, exempting only two programs from cuts (BFAP and Foster & Kinship Care Education), and fully eliminating one program (Physical Plant/Instructional Equipment). Most student services programs were cut 32%. Economic Development and Matriculation were cut 64%. The System Office recently notified districts that TTIP technology funds, traditionally distributed to colleges for Library Automation, were eliminated as well in order to preserve base funding for system-wide projects like CCC Confer and to continue to be able to pay the circuits and Internet usage fees for the colleges.

The FY 2009-10 Tentative Budgets for categorical programs were developed based on an anticipated backfill of ARRA funds of \$90 million (estimates had ranged at that time from \$90 million to \$130 million). Districts received confirmation on September 28 that the actual level of ARRA funds to be received was only \$35 million. This decline, compared to the initial estimate of \$130 million, was largely due the last minute decision in July to spare community colleges from \$85 million in budget cuts proposed for 2008-09. Those cuts were instead shifted to K-12 schools.

Since the fiscal impacts to the various colleges' programs are still not available at this writing, coupled with the fact that many of the student services allocations would be subject to further adjustment based on FY 2008-09 student MIS data and year-end reporting, the Adoption Budgets were built assuming a one-time backfill amount of \$30 million. That level of backfill resulted in projected funding reductions for most student services programs of 29% and a 57% reduction to the Economic Development and Matriculation programs.

The colleges have balanced their respective categorical program budgets by utilizing FY 2008-09 carryover funds, reducing staff, reducing hourly and operating budgets, and in some cases by transferring positions to the general fund. In addition, the state Chancellor's Office has recently released information on a series of administrative relief measures to assist colleges in planning for and administering various programs, such as EOPS and DSP&S, in light of deep budget cuts in this fiscal year and next fiscal year, when the federal stimulus funds are no longer available.

In addition to the actions noted above, the colleges are working towards achieving additional sustainable reductions through continued review of alternative delivery methods and consolidations where practical, while focusing on maintaining core and/or mandated services.

In order to help districts manage the deep cuts described above, AB X4 2 (the education budget trailer bill) provides categorical flexibility for some categorical programs. A summary of the categorical flexibility language, which is effective through FY 2012–13, is as follows:

- Districts are allowed to redirect funds from any of the categorical programs in the shaded area to support any other categorical program funded in the state budget.
- Before exercising this flexibility, districts are required to discuss the redirection of funds at a regularly scheduled public meeting and take testimony from the public.
- Districts exercising this funding flexibility are relieved of all state statutory, regulatory, and provisional requirements associated with the twelve programs contained in the flexibility category.
- For categorical programs in the flexibility category, funding allocations for each district are set at the same amount received by the district in 2008-09, less the 2009-10 cut.

Categorical programs initially afforded flexibility included Economic Development and Matriculation. At this writing, districts were advised that a cleanup bill will be introduced to remove ambiguity regarding the flexibility provisions and to prohibit flexibility for any grant funds directed for statewide and regional efforts in Economic and Workforce Development. The district therefore assumes that the following FY 2009-10 center grants will not be considered flexible and grant funds cannot be transferred: Workplace Learning Resource Center, the Center of Excellence, the Central Coast Applied Biotech

Center and the Small Business Development Center. It is unclear at this writing whether the IDRC-VESL grant funds will be considered flexible and available for transfer.

If a district chooses to exercise its authority to move funds from programs designated as flexible, then the district will be relieved of responsibility to comply with any state statutes or regulations governing the program from which the funds are being moved and for all other programs in the flexibility category. If a district elects to exercise its authority to move funds from programs in the flexibility category funding, the Board of Trustees shall, at a regularly scheduled open public hearing, take testimony from the public, discuss, and shall approve or disapprove the proposed use of funding.

The 2009-10 Adoption Budget reflects Ventura College's recommendation to exercise the flexibility provision by transferring \$11,941 from the Noncredit Matriculation program to the Credit Matriculation program. As stated previously, both the credit and noncredit Matriculation budgets have been cut significantly. Rather than use the reduced funds to run programs in under-staffed silos, the funds cut from the Noncredit Matriculation budget will be leveraged and combined with those from the general Matriculation budget. Intake and orientation for students will continue for both credit and noncredit students through the remaining staff in the Matriculation Office.

Districts were advised by the State Chancellor's Office on September 9 that, pursuant to federal regulations, the ARRA funds must be allocated to districts as general purpose funds. This apparently was based on a revised interpretation of ARRA requirements, and is at odds with the budget package which explicitly allocated the ARRA funds to mitigate cuts to categorical programs. It was the intent of the Legislature that the ARRA funds be available to backfill the cuts to the categorical programs and that ARRA funds will be allocated based on cuts to the categorical. The 2009-10 Adoption Budget reflects the "intended" backfills to the categorical programs.

Budget amendments will be presented to the board, anticipated in November and December, as final categorical program allocations are released. Most local and other

state and federal contracts and grants budgets were developed on an individual basis, which reflect the terms and conditions of each contract or grant.

HEALTH SERVICES FUND

This restricted fund accounts for the revenues and expenditures related to the operation of the colleges' Student Health Centers. The primary budgeted resources historically have been Student Health Fees and State Mandated Cost reimbursements. In 2006-07, for the first time in several years, the Student Health Centers received three years of State Mandated Cost reimbursements. The remaining mandated cost reimbursements, however, have continued to be deferred to a future fiscal period, even though the centers are still required to provide the same level of service as was provided in FY 1986-87 (per Education Code, costs to provide that level of service, even if they exceed fees collected, shall be borne by the District).

In the future, it is most likely that the State will eliminate state mandates rather than deferring them. The impact of that action will be the elimination of all future state mandate reimbursement. If this occurs, the current pool of mandate reimbursement will allow the centers to operate at their current levels for only a few years. Long-term program implications will need to be considered.

PARKING SERVICES FUND

This fund accounts for parking revenues (fees and fines) and expenditures associated with parking (including District police services), safety, and transportation. The College-wide Parking Lot Maintenance program supports repairs and renovations of parking areas district-wide. The Adoption Budget includes \$629,000 of General Fund-Unrestricted (Districtwide Services) support towards the cost of providing police services at all sites.

CHILD DEVELOPMENT FUND

This fund accounts for all revenues and expenditures related to the operation of the colleges' Child Care Centers and associated child development activities. The Child Development fund includes categorical funds from the State that have been reduced by 46%. The centers were required to adjust their budgets to operate within the lowered revenue amounts.

PROPRIETARY (ENTERPRISE) FUNDS (Bookstore/Cafeteria)

The enterprise funds account for business operations financed and managed similar to private enterprise and considered to be self-supporting. These funds consist of a separate Bookstore Fund and Cafeteria Fund to account for the revenues, expenses, and profits and/or losses at each college.

Cafeteria

In December 2005 the Board approved negotiations of a contract with Integrated Support Solutions, Inc. (ISSI) for management of the college food services operations. The Cafeterias have shown progress in increasing sales and improving gross profits, although still losing money annually. It is believed within the next year, two of three cafeterias will be operating at break-even.

INTERNAL SERVICES FUND

The Self-Insurance Fund provides a reserve for the level of risk retention held by the District. This fund is used to reimburse individuals or other entities for claims against the District below our deductible levels (\$25,000) and for settlement costs.

The Workload Balancing Fund is used to reimburse faculty who choose to use their load "banked" hours. Full-time contract faculty members who work a non-contract assignment may elect to have all, or part, of their non-contract assignment compensation deferred ("banked") to a subsequent semester or academic year. The current liability in this account is \$1.0 million and is fully funded.

The Retiree Health Benefits Fund is the accrual for the funding of GASB 45 as presented previously. All current retiree health benefits are paid out of this fund. The fund includes a projected balance of \$9.3 million toward the \$174 million liability.

STUDENT FINANCIAL AID FUND

This fund accounts for the receipt and disbursement of government-funded student financial assistance programs. The major federally funded programs include Pell Grants, SEOG (Supplemental Educational Opportunity Grants), and NSL (Nursing Student Loans). The major state-funded programs include EOPS (Educational Opportunity Programs and Services) Grants and Cal Grants. College Work-Study program costs, as well as all expenses incurred in the administration of all student financial assistance programs, are recorded in the General Fund.

CAPITAL PROJECTS FUND

This fund accounts for the financial resources used in the acquisition and/or construction of major capital outlay projects. Project elements may include site improvements including parking lots, walkways and monument signs, building renovations, new construction, scheduled maintenance projects, hazardous substance abatement projects, and fixed assets, and may be funded from a combination of state capital outlay funds, local funds, community redevelopment agency funds, foreign student capital outlay surcharges, and General Obligation (GO) bonds.

The 2009-10 Adoption Budget includes state and locally funded construction and capital outlay/improvement projects; state scheduled maintenance projects (carryover funds from prior years), as well as funds for new technology/technology refresh and equipment replacement.

The 2009-10 Adoption Budget also includes projects funded from the GO (Measure S) bonds, including the district wide Regional Fire/Sheriff/Police Training Academy, the Moorpark College Academic Center, the Moorpark College Health Sciences Building, the Oxnard College Student Services Center, the Oxnard College LRC Renovation, the Ventura College Advanced Technology / General Purpose Classrooms & Health Science Center, as well as classroom/building expansions, renovations and

modernizations, and various infrastructure and special repair projects at all three colleges. The Board approved a revised project list on April 18, 2006, and has approved subsequent adjustments to project budgets as each project has developed and actual costs are known, as well as approved of use of accumulated bond interest funds to augment two state funded projects during the recent state cash crisis.

RECOMMENDATION

The Adoption Budget, as presented, was reviewed by the District's participatory governance council (DCAS) at its September 24, 2009 meeting and recommended for approval by the Board. The Audit, Budget & Foundation Relations Committee reviewed the Adoption Budget at its September 30, 2009 and October 5, 2009 meetings.

2009-2010

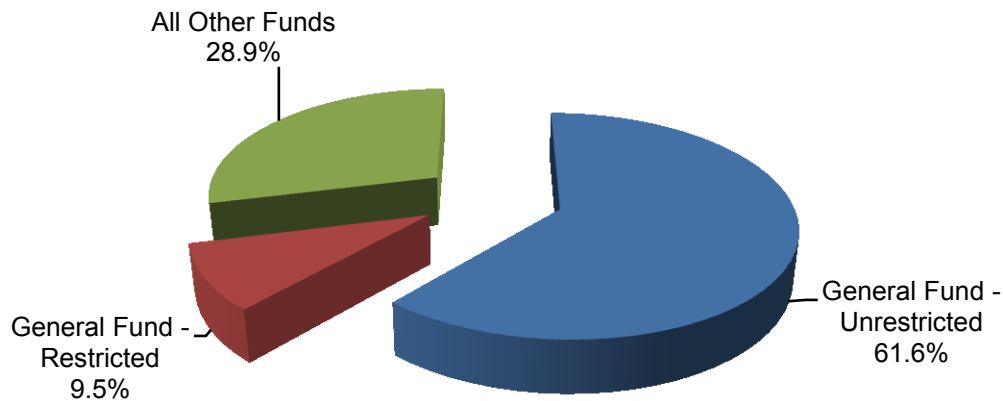
ADOPTION BUDGET



SUMMARY OF BUDGET BY FUND

VENTURA COUNTY COMMUNITY COLLEGE DISTRICT
2009-2010 ADOPTION BUDGET
SUMMARY OF BUDGET RESOURCES BY FUND

	2009-10 ADOPTION BUDGET	PERCENT OF TOTAL BUDGET
General Fund - Unrestricted	156,579,318	59.5%
General Fund - Unrestricted Designated	5,500,217	2.1%
General Fund - Restricted	24,952,790	9.5%
Health Services Fund	4,747,274	1.8%
Parking Services Fund	2,989,491	1.1%
Child Development Fund	1,708,665	0.6%
Bookstore Fund	16,810,131	6.4%
Cafeteria Fund	2,271,801	0.9%
Internal Services Fund	10,987,606	4.2%
Financial Aid Fund	17,396,919	6.6%
Capital Projects Fund *	19,274,488	7.3%
Total All Funds	<u>263,218,700</u>	<u>100%</u>



* Does not include budgeted GO Bonds (Measure S) of \$200,770,855.

2009-2010

ADOPTION BUDGET



GENERAL FUND – UNRESTRICTED

2009-2010

ADOPTION BUDGET



REVENUE PROJECTIONS

**VENTURA COUNTY COMMUNITY COLLEGE DISTRICT
GENERAL FUND - UNRESTRICTED (Fund 111)
REVENUE PROJECTIONS - FY10**

ACCOUNT DESCRIPTION	RATE	2008-09 ADOPTION BUDGET	2008-09 ACTUALS	2009-10 ADOPTION BUDGET	Change FY09 Adoption VS FY10 Adoption	
BASIC ALLOCATION						
FY09=	2 Medium College @	\$ 3,901,487	7,802,974	7,750,272		
	1 Small College @	\$ 3,344,132	3,344,132	3,321,545		
FY10=	2 Medium College @	\$ 3,875,136		7,750,272		
	1 Small College @	\$ 3,321,545		3,321,545		
CREDIT FTES						
FY09=	25,841 FTES @	\$ 4,565	118,760,622	117,958,502		
FY10=	26,349 FTES @	\$ 4,565		120,280,119		
NON CREDIT FTES						
FY09=	540 FTES @	\$ 2,745	1,491,970	1,481,891		
FY10=	497 FTES @	\$ 2,745		1,365,120		
GROWTH - FTES (FROM FY09)						
CREDIT	509 FTES @	\$ 4,565		2,321,617		
NON CREDIT	(43) FTES @	\$ 2,745		(116,771)		
APPORTIONMENT SHORTFALL FY10						
CREDIT	(968) FTES @	\$ 4,565		(4,420,000)		
NON CREDIT	(30) FTES @	\$ 2,745		(80,000)		
TOTAL GENERAL APPORTIONMENT			131,399,698	132,717,057	128,217,057	(3,182,641)
CURRENT YEAR ADJUSTMENT (Deficit)			-	(1,970,285)	-	-
PRIOR YEAR ADJUSTMENT (Recalc)			-	1,950,496	-	-
FUNDING SETTLEMENT (SB1133)			-	216,030	-	-
PT FACULTY EQUITY COMP			1,207,516	1,133,809	408,000 ^[C]	(799,516)
ENROLL FEE WAIVERS (2%)			88,178	88,981	89,000	822
LOTTERY PROCEEDS			2,951,000	3,245,148	3,067,000 ^[B]	116,000
LOTTERY PROCEEDS PRIOR YEAR			-	(28,969)	-	-
PT FACULTY OFFICE HOURS			-	(3,747)	-	-
INTEREST INCOME			1,000,000	1,493,283	1,000,000	-
ENROLL FEES - LOC SH (2%)			177,000	183,187	184,000	7,000
NONRES TUITION - INTL			670,000	734,379	770,000 ^[A]	100,000
NONRES TUITION - DOM			950,000	847,536	880,000 ^[A]	(70,000)
OTHER LOCAL REVENUE			268,000	298,897	150,000	(118,000)
TOTAL OTHER REVENUE			7,311,694	8,188,744	6,548,000	(763,694)
TOTAL GENERAL FUND UNRESTRICTED REV			138,711,392	140,905,801	134,765,057	(3,946,335)

FTES:

FY09 = 29,348 actual, 26,847 funded, 2,501 unfunded

FY10 = 25,849 projected funded; 3,089 projected unfunded

^[A] Increase in NonRes fees of \$8, from \$181 to \$189 per unit, assumes flat enrollment.

^[B] 29,772 FTES (29,365 Resident & 407 Non Res) @ 103 per FTES. Lottery paid on actual FTES.

^[C] Categorical funds cut by 64%.

2009-2010

ADOPTION BUDGET



BUDGET ALLOCATION

**VENTURA COUNTY COMMUNITY COLLEGE DISTRICT
FY10 ADOPTION BUDGET ALLOCATION**

	<u>Adoption</u>
FY10 Revenue	134,765,057
Less: District-wide	(5,735,560)
Less: Utilities (assumes 5% increase)	(4,105,000)
Less: District Office (6.4% revenue)	<u>(8,624,964)</u>
Available for Distribution	<u>116,299,533</u>

	<u>Moorpark</u>	<u>Oxnard</u>	<u>Ventura</u>	<u>Total</u>	
Class Schedule Delivery Allocation					
FTES (FY09 actual, includes NonResident)	12,995	5,444	11,379	29,818	
WSCH	194,925	81,660	170,685		
Productivity Factor	533	486	551		
FTEF	366	168	310		
FTEF adjustment	10	7	9		
less: Full Time positions (FTEF)	<u>(141)</u>	<u>(71)</u>	<u>(108)</u>	12,715,704	\$ 37,752,710 32.5%
=Hourly FTEF	235	104	211	8,545,507	\$ 22,261,123 19.1%
Total Class Schedule Delivery Allocation	\$ 26,016,918	\$ 12,735,704	\$ 21,261,211	\$ 60,013,833	51.6%
Base Allocation	\$ 5,814,977	\$ 5,814,977	\$ 5,814,977	\$ 17,444,930	15.0%
FTES Allocation	\$ 17,209,676	\$ 6,904,126	\$ 14,726,969	\$ 38,840,771	33.4%
<i>FTES (FY10 funded, includes growth FTES)</i>	11,895	4,772	10,179	26,846	
Total Allocation FY10	<u>\$ 49,041,571</u>	<u>\$ 25,454,806</u>	<u>\$ 41,803,156</u>	<u>\$ 116,299,533</u>	100.0%
Campus FY09 Carryover	\$ 496,115	\$ 256,896	\$ 418,474	\$ 1,171,485	
FY10 Adoption Budget Allocation	\$ 49,537,686	\$ 25,711,702	\$ 42,221,630	\$ 117,471,018	

2009-2010

ADOPTION BUDGET

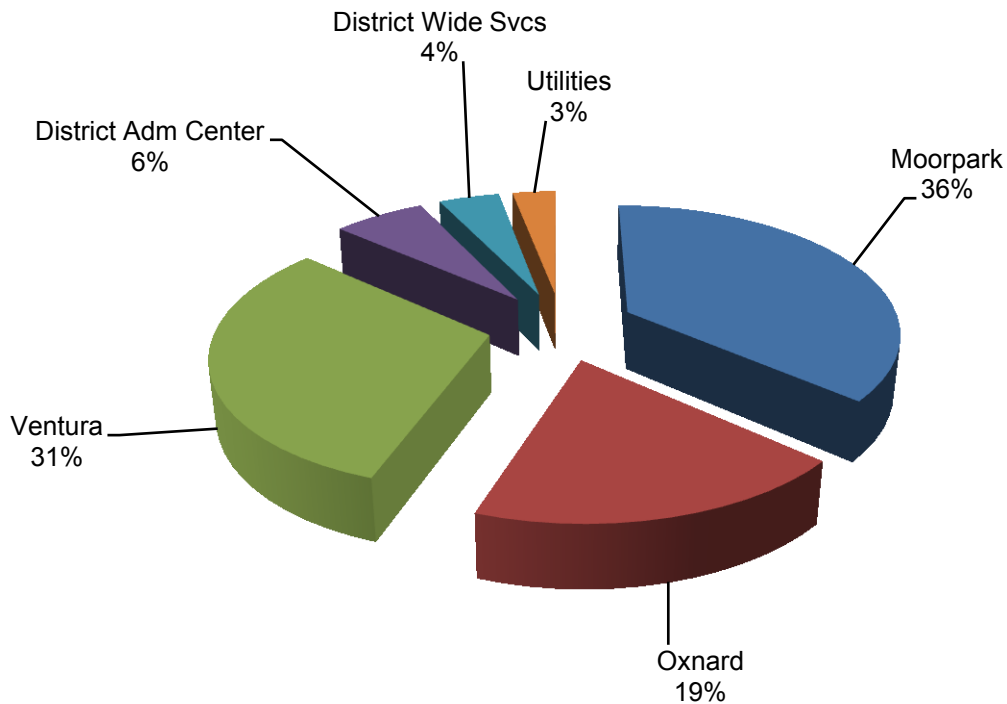


GENERAL FUND – UNRESTRICTED

FUND 111 EXPENDITURES

VENTURA COUNTY COMMUNITY COLLEGE DISTRICT
 2009-2010 ADOPTION BUDGET
 COMPARATIVE BUDGET SUMMARY BY LOCATION
 GENERAL FUND - UNRESTRICTED

	2008-09 ADOPTION BUDGET	2008-09 ACTUAL EXPENDITURES	2009-10 ADOPTION BUDGET*
MOORPARK	50,986,563	49,115,399	49,537,686
OXNARD	26,383,152	25,432,677	25,711,702
VENTURA	43,016,061	41,428,920	42,221,630
DISTRICT ADM CENTER	8,963,333	8,640,353	8,712,240
DISTRICTWIDE SVCS	6,409,376	6,124,075	5,735,560
UTILITIES	4,185,000	3,936,374	4,105,000
TOTAL EXPENSES	139,943,485	134,677,798	136,023,817



* Includes site carryover funds.

VENTURA COUNTY COMMUNITY COLLEGE DISTRICT
 2009-2010 ADOPTION BUDGET
 COMPARATIVE BUDGET SUMMARY
 GENERAL FUND - UNRESTRICTED

ALL LOCATIONS

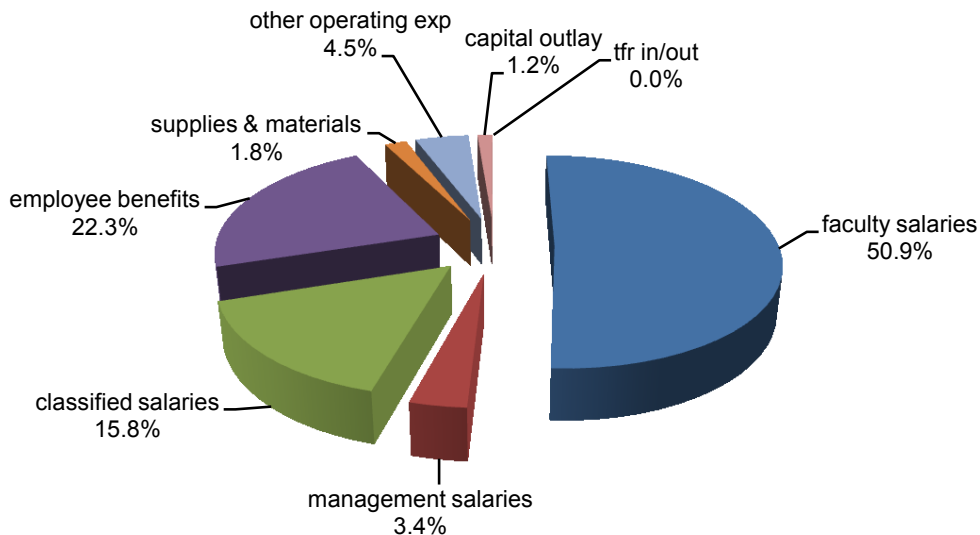
	2008-09 ADOPTION BUDGET	2008-09 ACTUAL EXPENDITURES	2009-10 ADOPTION BUDGET*	PERCENT OF TOTAL BUDGET
1000 FACULTY SALARIES	60,237,708	58,455,912	57,393,380	42.2%
2000 MANAGEMENT SALARIES	6,846,029	6,644,081	6,467,664	4.8%
2000 CLASSIFIED SALARIES	23,508,853	22,847,309	23,333,988	17.2%
3000 EMPLOYEE BENEFITS	<u>28,717,832</u>	<u>28,046,737</u>	<u>28,855,286</u>	<u>21.2%</u>
SALARY & BENEFIT SUBTOTAL	119,310,422	115,994,039	116,050,318	85.3%
4000 SUPPLIES & MATERIALS	2,675,849	1,796,084	2,665,957	2.0%
5000 OTHER OPERATING EXP	14,109,155	12,320,532	13,520,687	9.9%
6000 CAPITAL OUTLAY	714,483	427,325	858,753	0.6%
7000 TRANSFERS IN/OUT	<u>3,133,576</u>	<u>4,139,816</u>	<u>2,928,103</u>	<u>2.2%</u>
DIRECT EXPENDITURE SUBTOTAL	<u>20,633,063</u>	<u>18,683,758</u>	<u>19,973,500</u>	<u>14.7%</u>
TOTAL BUDGETED EXPENDITURES	<u>139,943,485</u>	<u>134,677,798</u>	<u>136,023,817</u>	<u>100.0%</u>

* Includes site carryover funds.

VENTURA COUNTY COMMUNITY COLLEGE DISTRICT
 2009-2010 ADOPTION BUDGET
 COMPARATIVE BUDGET SUMMARY
 GENERAL FUND - UNRESTRICTED

MOORPARK COLLEGE

	2008-09 ADOPTION BUDGET	2008-09 ACTUAL EXPENDITURES	2009-10 ADOPTION BUDGET*	PERCENT OF TOTAL BUDGET
1000 FACULTY SALARIES	26,048,932	25,189,648	25,193,528	50.9%
2000 MANAGEMENT SALARIES	1,765,001	1,772,549	1,684,463	3.4%
2000 CLASSIFIED SALARIES	7,849,301	7,363,768	7,825,526	15.8%
3000 EMPLOYEE BENEFITS	10,950,760	10,661,968	11,065,125	22.3%
SALARY & BENEFIT SUBTOTAL	46,613,994	44,987,932	45,768,642	92.4%
4000 SUPPLIES & MATERIALS	1,154,802	788,992	906,441	1.8%
5000 OTHER OPERATING EXP.	2,260,118	1,554,837	2,247,021	4.5%
6000 CAPITAL OUTLAY	602,600	243,638	615,582	1.2%
7000 TRANSFERS IN/OUT	355,049	1,540,000	0	0.0%
DIRECT EXPENDITURE SUBTOTAL	4,372,569	4,127,467	3,769,044	7.6%
TOTAL BUDGETED EXPENDITURES	50,986,563	49,115,399	49,537,686	100.0%

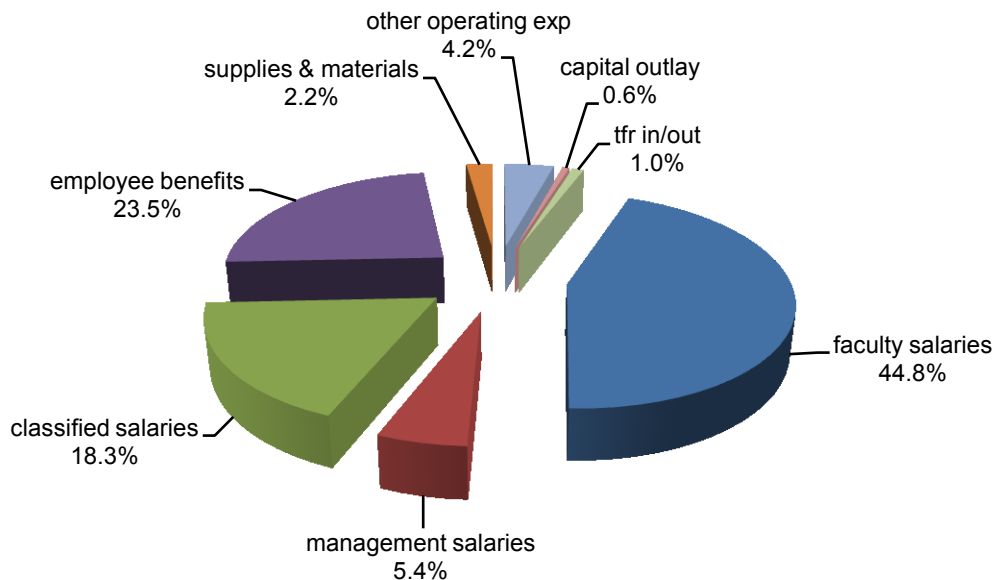


* Includes site carryover funds.

VENTURA COUNTY COMMUNITY COLLEGE DISTRICT
2009-2010 ADOPTION BUDGET
COMPARATIVE BUDGET SUMMARY
GENERAL FUND - UNRESTRICTED

OXNARD COLLEGE

	2008-09 ADOPTION BUDGET	2008-09 ACTUAL EXPENDITURES	2009-10 ADOPTION BUDGET*	PERCENT OF TOTAL BUDGET
1000 FACULTY SALARIES	12,578,199	12,190,437	11,517,306	44.8%
2000 MANAGEMENT SALARIES	1,447,812	1,326,590	1,391,563	5.4%
2000 CLASSIFIED SALARIES	4,645,628	4,671,666	4,696,195	18.3%
3000 EMPLOYEE BENEFITS	6,026,428	5,875,595	6,032,529	23.5%
SALARY & BENEFIT SUBTOTAL	24,698,067	24,064,288	23,637,593	91.9%
4000 SUPPLIES & MATERIALS	364,585	324,169	576,198	2.2%
5000 OTHER OPERATING EXP.	1,115,317	908,767	1,087,607	4.2%
6000 CAPITAL OUTLAY	39,604	26,521	152,512	0.6%
7000 TRANSFERS IN/OUT	165,579	108,931	257,793	1.0%
DIRECT EXPENDITURE SUBTOTAL	1,685,085	1,368,389	2,074,109	8.1%
TOTAL BUDGETED EXPENDITURES	26,383,152	25,432,677	25,711,702	100.0%

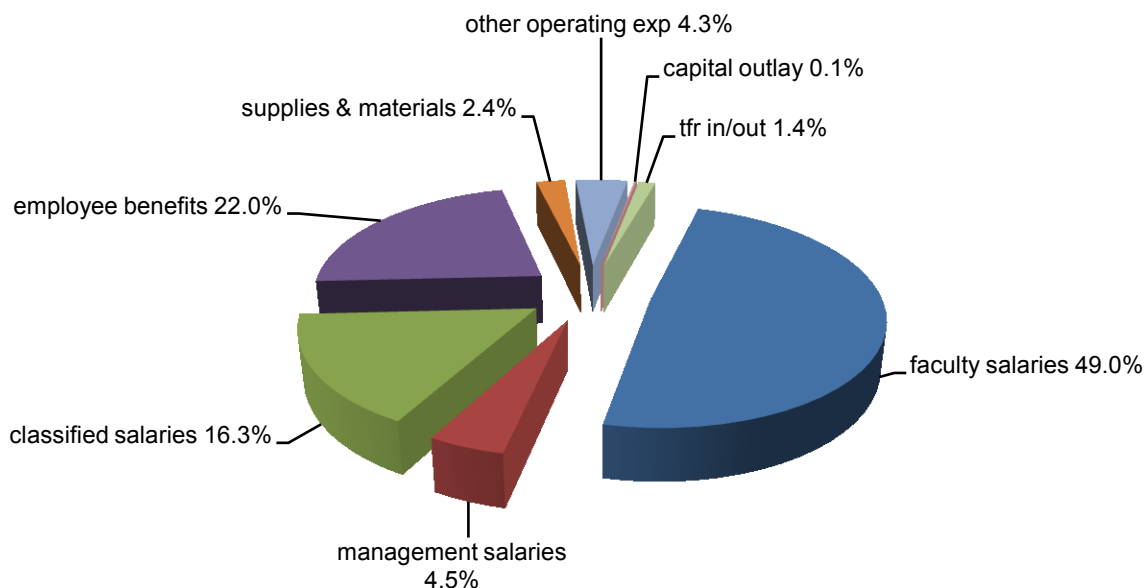


* Includes site carryover funds.

VENTURA COUNTY COMMUNITY COLLEGE DISTRICT
2009-2010 ADOPTION BUDGET
COMPARATIVE BUDGET SUMMARY
GENERAL FUND - UNRESTRICTED

VENTURA COLLEGE

	2008-09 ADOPTION BUDGET	2008-09 ACTUAL EXPENDITURES	2009-10 ADOPTION BUDGET*	PERCENT OF TOTAL BUDGET
1000 FACULTY SALARIES	21,597,077	21,075,827	20,682,546	49.0%
2000 MANAGEMENT SALARIES	2,003,160	1,957,545	1,902,762	4.5%
2000 CLASSIFIED SALARIES	7,083,676	6,983,572	6,871,209	16.3%
3000 EMPLOYEE BENEFITS	9,283,170	9,161,844	9,297,701	22.0%
SALARY & BENEFIT SUBTOTAL	39,967,083	39,178,788	38,754,217	91.8%
4000 SUPPLIES & MATERIALS	953,392	509,457	1,004,636	2.4%
5000 OTHER OPERATING EXP.	1,690,637	1,477,833	1,816,504	4.3%
6000 CAPITAL OUTLAY	64,475	64,986	58,855	0.1%
7000 TRANSFERS IN/OUT	340,474	197,855	587,417	1.4%
DIRECT EXPENDITURE SUBTOTAL	3,048,978	2,250,131	3,467,413	8.2%
TOTAL BUDGETED EXPENDITURES	43,016,061	41,428,920	42,221,630	100.0%

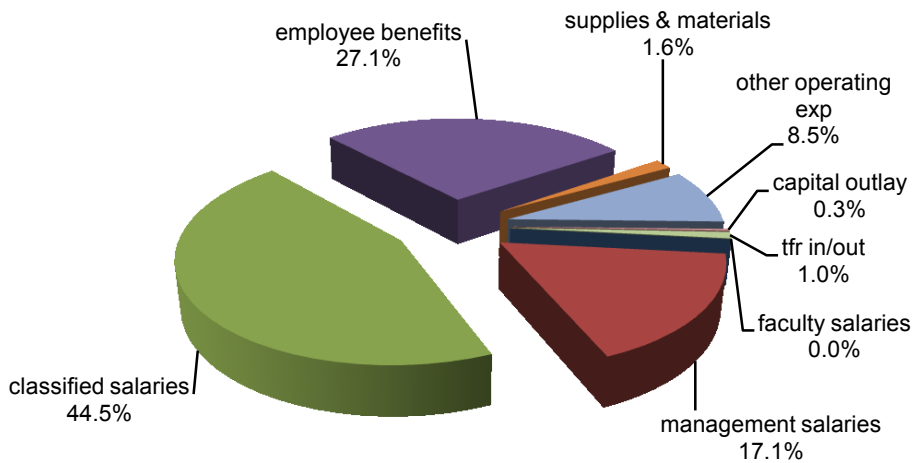


* Includes site carryover funds.

VENTURA COUNTY COMMUNITY COLLEGE DISTRICT
2009-2010 ADOPTION BUDGET
COMPARATIVE BUDGET SUMMARY
GENERAL FUND - UNRESTRICTED

DISTRICT ADMINISTRATIVE CENTER

	2008-09 ADOPTION BUDGET	2008-09 ACTUAL EXPENDITURES	2009-10 ADOPTION BUDGET*	PERCENT OF TOTAL BUDGET
1000 FACULTY SALARIES	0	0	0	0.0%
2000 MANAGEMENT SALARIES	1,630,056	1,587,397	1,488,876	17.1%
2000 CLASSIFIED SALARIES	3,867,733	3,687,527	3,874,293	44.5%
3000 EMPLOYEE BENEFITS	2,362,113	2,253,880	2,359,039	27.1%
SALARY & BENEFIT SUBTOTAL	7,859,902	7,528,804	7,722,208	88.6%
4000 SUPPLIES & MATERIALS	129,848	129,110	136,832	1.6%
5000 OTHER OPERATING EXP	914,879	755,644	740,078	8.5%
6000 CAPITAL OUTLAY	2,000	92,255	26,000	0.3%
7000 TRANSFERS IN/OUT	56,704	134,540	87,122	1.0%
DIRECT EXPENDITURE SUBTOTAL	1,103,431	1,111,549	990,032	11.4%
TOTAL BUDGETED EXPENDITURES	8,963,333	8,640,353	8,712,240	100.0%



* Includes site carryover funds.

VENTURA COUNTY COMMUNITY COLLEGE DISTRICT
2009-2010 ADOPTION BUDGET
COMPARATIVE BUDGET SUMMARY
GENERAL FUND - UNRESTRICTED

DISTRICTWIDE SERVICES

	2008-09 ADOPTION BUDGET	2008-09 ACTUAL EXPENDITURES	2009-10 ADOPTION BUDGET	PERCENT OF TOTAL BUDGET
1000 FACULTY SALARIES	13,500	0	0	0.0%
2000 MANAGEMENT SALARIES	0	0	0	0.0%
2000 CLASSIFIED SALARIES	62,515	140,777	66,765	1.2%
3000 EMPLOYEE BENEFITS	95,361	93,450	100,893	1.8%
SALARY & BENEFIT SUBTOTAL	171,376	234,226	167,658	2.9%
4000 SUPPLIES & MATERIALS	73,222	44,357	41,850	0.7%
5000 OTHER OPERATING EXP	4,509,703	4,253,576	4,090,977 ^[1]	71.3%
6000 CAPITAL OUTLAY	5,804	(75)	5,804	0.1%
7000 TRANSFERS IN/OUT	1,649,271	1,591,992	1,429,271 ^[2]	24.9%
DIRECT EXPENDITURE SUBTOTAL	6,238,000	5,889,849	5,567,902	97.1%
TOTAL BUDGETED EXPENDITURES	6,409,376	6,124,075	5,735,560	100.0%

[1] Other Operating Exp includes:

Database/License/Tech	\$ 1,250,000
Prof and Liability Insurance	\$ 1,053,000
Legal	\$ 500,000
Bank & Credit Card Charges	\$ 300,000
Health Insurance Broker	\$ 220,000
Reserve for Uncollectible Enrollment	\$ 150,000
Audit Costs	\$ 140,000
Districtwide memberships	\$ 128,000
Unemployment insurance	\$ 75,000
Other Miscellaneous Expense	\$ 274,977
Total	\$ 4,090,977

[2] Other Outgo includes:

Campus Police Services	\$ 629,271
Scheduled Maintenance	\$ 300,000
New Info Technology	\$ 200,000
College Work Study Match	\$ 200,000
Self-Insurance	\$ 100,000
Total	\$ 1,429,271

VENTURA COUNTY COMMUNITY COLLEGE DISTRICT
 2009-2010 ADOPTION BUDGET
 COMPARATIVE BUDGET SUMMARY
 GENERAL FUND - UNRESTRICTED

UTILITIES

	2008-09 ADOPTION BUDGET	2008-09 ACTUAL EXPENDITURES	2009-10 ADOPTION BUDGET
5000 OTHER OPERATING EXP	3,618,501	3,369,875	3,538,500
7000 TRANSFERS IN/OUT	566,499	566,499	566,500
DIRECT EXPENDITURE SUBTOTAL	4,185,000	3,936,374	4,105,000
TOTAL BUDGETED EXPENDITURES	4,185,000	3,936,374	4,105,000

VENTURA COUNTY COMMUNITY COLLEGE DISTRICT
2009-2010 ADOPTION BUDGET

GENERAL FUND - UNRESTRICTED

RESERVES

	<u>2009-10 ADOPTION BUDGET</u>
STATE REQUIRED MINIMUM - 5%	6,790,970
REVENUE SHORTFALL CONTINGENCY	4,955,715
UNALLOCATED	<u>8,808,816</u>
TOTAL RESERVES	20,555,501
DESIGNATED FOR BUDGET ROLLOVER	1,258,761

2009-2010

ADOPTION BUDGET



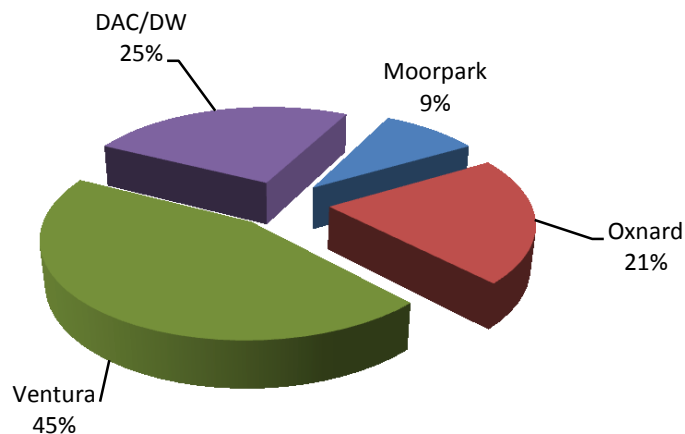
GENERAL FUND DESIGNATED

VENTURA COUNTY COMMUNITY COLLEGE DISTRICT
2009-2010 ADOPTION BUDGET
GENERAL FUND- UNRESTRICTED (DESIGNATED)

FUND 114 BY MAJOR OBJECT

	2008-09 ADOPTION BUDGET	2008-09 ACTUAL	2009-10 ADOPTION BUDGET
8000 REVENUES	2,868,353	3,106,993	3,490,900
1000 FACULTY SALARIES	130,983	115,611	108,283
2000 CLASSIFIED SALARIES	1,207,353	1,034,478	1,261,815
3000 EMPLOYEE BENEFITS	370,683	343,360	402,839
SALARY & BENEFIT SUBTOTAL	1,709,019	1,493,449	1,772,937
4000 SUPPLIES & MATERIALS	249,925	139,462	368,169
5000 OTHER OPERATING EXP	1,293,936	898,654	1,746,228
6000 CAPITAL OUTLAY	363,025	245,173	393,042
7000 TRANSFERS IN/OUT	379,716	403,350	225,600
TOTAL BUDGETED EXPENDITURES	3,995,621	3,180,088	4,505,976
Net Change Fund Balance			(1,015,076)
Beginning Fund Balance			2,009,317
Ending Fund Balance			994,241

Expenditure Budget by Site



2009-2010

ADOPTION BUDGET



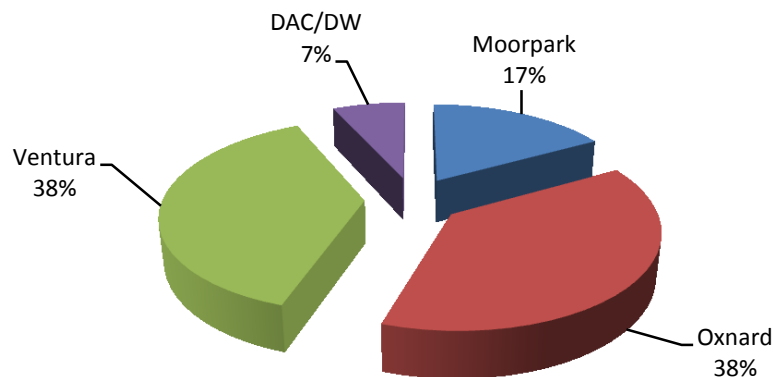
GENERAL FUND RESTRICTED

VENTURA COUNTY COMMUNITY COLLEGE DISTRICT
2009-2010 ADOPTION BUDGET
GENERAL FUND- RESTRICTED

FUND 12x BY MAJOR OBJECT

	2008-09 ADOPTION BUDGET	2008-09 ACTUAL	2009-10 ADOPTION BUDGET
8000 REVENUES	<u>24,181,590</u>	<u>22,210,711</u>	<u>24,762,732</u>
1000 FACULTY SALARIES	5,149,884	4,769,026	4,878,706
2000 CLASSIFIED SALARIES	6,589,490	6,733,597	6,822,928
3000 EMPLOYEE BENEFITS	<u>3,668,027</u>	<u>3,536,440</u>	<u>3,864,660</u>
SALARY & BENEFIT SUBTOTAL	15,407,401	15,039,063	15,566,294
4000 SUPPLIES & MATERIALS	2,047,635	1,067,651	1,594,437
5000 OTHER OPERATING EXP	3,553,410	2,927,255	3,930,063
6000 CAPITAL OUTLAY	1,917,571	1,770,040	2,174,818
7000 TRANSFERS IN/OUT	<u>1,897,773</u>	<u>2,022,228</u>	<u>1,461,120</u>
TOTAL BUDGETED EXPENDITURES	<u>24,823,790</u>	<u>22,826,237</u>	<u>24,726,732</u>
Net Change Fund Balance			36,000
Beginning Fund Balance			190,058
Ending Fund Balance			226,058

Expenditure Budget by Site



2009-2010

ADOPTION BUDGET



HEALTH SERVICES FUND

VENTURA COUNTY COMMUNITY COLLEGE DISTRICT
2009-2010 ADOPTION BUDGET
HEALTH SERVICES FUND
FUNDS 13x

	MOORPARK		OXNARD		VENTURA		DISTRICTWIDE*		TOTAL	
	Actual 2008-09	Adoption 2009-10	Actual 2008-09	Adoption 2009-10	Actual 2008-09	Adoption 2009-10	Actual 2008-09	Adoption 2009-10	Actual 2008-09	Adoption 2009-10
BEGINNING FUND BALANCE	607,121	698,921	362,710	398,708	560,312	626,378	1,273,266	1,273,266	2,803,409	2,997,274
REVENUES										
State Mandated Costs	-	-	-	-	-	-	-	-	-	-
Student Health Fees**	679,746	700,000	314,710	340,000	598,612	620,000	-	-	1,593,068	1,660,000
Other Student Charges	33,299	29,000	11,222	10,000	44,221	39,000	-	-	88,742	78,000
Other Local Income	1,925	2,000	8,504	1,000	10,571	9,000	-	-	21,000	12,000
TOTAL REVENUES	714,970	731,000	334,436	351,000	653,404	668,000	-	-	1,702,810	1,750,000
EXPENDITURES										
Academic Salaries	208,053	220,847	113,958	128,305	124,715	127,391	-	-	446,726	476,542
Classified Salaries	220,424	272,705	59,635	57,504	228,960	224,747	-	-	509,019	554,956
Employee Benefits	99,077	109,574	54,326	61,840	133,292	113,508	-	-	286,695	284,922
Supplies & Materials	38,949	51,888	30,949	49,500	25,643	52,500	-	-	95,541	153,888
Operating Expenses	56,588	75,750	37,880	51,400	73,639	97,906	-	-	168,107	225,056
Capital Outlay	79	-	1,690	2,000	1,049	-	-	-	2,818	2,000
TOTAL EXPENDITURES	623,170	730,764	298,438	350,549	587,298	616,051	-	-	1,508,906	1,697,364
OPERATING SURPLUS(DEFICIT)	91,800	236	35,998	451	66,106	51,949	-	-	193,904	52,636
Transfers In / (Out)	-	-	-	-	(40)	-	-	-	(40)	-
ENDING FUND BALANCE	698,921	699,157	398,708	399,159	626,378	678,327	1,273,266	1,273,266	2,997,274	3,049,910

* Aggregation of Fund Balance as per Board Report May 11, 2004.

** Student health fees: \$17 per regular semester, \$14 summer semester.

2009-2010

ADOPTION BUDGET



PARKING SERVICES FUND

VENTURA COUNTY COMMUNITY COLLEGE DISTRICT
 2009-2010 ADOPTION BUDGET
 PARKING SERVICES FUND
 FUND 124

	CAMPUS POLICE		PARKING LOTS		TOTAL	
	Actual 2008-09	Adoption 2009-10	Actual 2008-09	Adoption 2009-10	Actual 2008-09	Adoption 2009-10
BEGINNING BALANCE	387,511	397,252	270,506	260,239	658,017	657,491
REVENUES						
Parking Fees - Permits	959,929	1,008,000	319,976	336,000	1,279,905	1,344,000
Parking Fees - Daily/Coin	232,115	332,000	79,073	166,000	311,188	498,000
Parking and Traffic Fines	426,807	488,000	0	0	426,807	488,000
Other Local Revenues/Fees	1,575	2,000	0	0	1,575	2,000
Interfund Transfer In from General Fund	629,271	629,271	0	0	629,271	629,271
TOTAL REVENUES	2,249,697	2,459,271	399,049	502,000	2,648,746	2,961,271
TOTAL FUNDS AVAILABLE	2,637,208	2,856,523	669,555	762,239	3,306,763	3,618,762
EXPENDITURES						
Classified Salaries	1,488,985	1,545,562	0	0	1,488,985	1,545,562
Employee Benefits	579,691	624,394	0	0	579,691	624,394
Supplies and Materials	31,838	70,900	0	0	31,838	70,900
Other Operating Expenditures	134,393	208,915	0	0	134,393	208,915
Capital Outlay	5,049	19,000	3,316	0	8,365	19,000
Interfund Transfer Out - (a)	0	0	406,000	502,000	406,000	502,000
TOTAL EXPENDITURES	2,239,956	2,468,771	409,316	502,000	2,649,272	2,970,771
PROJECTED ENDING BALANCE	397,252	387,753	260,239	260,239	657,491	647,991

(a) - Transfer to Capital Projects Fund for parking lot maintenance/lighting/slurry capital outlay projects .

2009-2010

ADOPTION BUDGET



CHILD DEVELOPMENT FUND

VENTURA COUNTY COMMUNITY COLLEGE DISTRICT
2009-2010 ADOPTION BUDGET
CHILD DEVELOPMENT FUND
FUNDS 33X

	MOORPARK		OXNARD		VENTURA		TOTAL	
	Actual 2008-09	Adoption 2009-10	Actual 2008-09	Adoption 2009-10	Actual 2008-09	Adoption 2009-10	Actual 2008-09	Adoption 2009-10
BEGINNING FUND BALANCE	225,014	188,639	271,142	311,941	109,466	120,013	605,622	620,593
REVENUES								
Child Care Tax Bailout Apportionment*	62,220	33,599	62,220	33,599	62,220	33,599	186,660	100,796
Child Care Fees	310,288	310,000	267,318	267,000	305,499	310,000	883,105	887,000
Child Care Fees-paid by grants	20	-	33,300	25,000	51,606	75,276	84,926	100,276
TOTAL REVENUES	372,528	343,599	362,838	325,599	419,325	418,875	1,154,691	1,088,072
EXPENDITURES								
Classified Salaries	311,871	253,115	227,550	233,697	261,973	270,874	801,394	757,686
Employee Benefits	80,897	72,594	84,820	81,109	135,333	135,799	301,050	289,502
Supplies & Materials	12,874	10,500	7,644	8,000	9,704	10,000	30,222	28,500
Operating Expenses	2,218	5,880	2,025	2,500	1,768	4,535	6,011	12,915
TOTAL EXPENDITURES	407,860	342,089	322,039	325,306	408,778	421,208	1,138,677	1,088,603
OPERATING INCOME (LOSS)	(35,332)	1,510	40,799	293	10,547	(2,333)	16,014	(531)
NON OPERATING REVENUES (EXPENSES)								
Capital Outlay	(1,043)	(5,000)	-	(1,000)	-	-	(1,043)	(6,000)
Transfers In / (Out)	-	-	-	-	-	-	-	-
TOTAL NON OPERATING REV/ (EXP)	(1,043)	(5,000)	-	(1,000)	-	-	(1,043)	(6,000)
NET CHANGE IN BALANCE	(36,375)	(3,490)	40,799	(707)	10,547	(2,333)	14,971	(6,531)
ENDING FUND BALANCE	188,639	185,148	311,941	311,234	120,013	117,680	620,593	614,062

* categorical funds reduced by 46%

2009-2010

ADOPTION BUDGET



BOOKSTORE FUND

VENTURA COUNTY COMMUNITY COLLEGE DISTRICT
2009-2010 ADOPTION BUDGET
BOOKSTORE FUND
FUND 51X

	MOORPARK		OXNARD		VENTURA		TOTAL	
	Actual 2008-09	Adoption 2009-10	Actual 2008-09	Adoption 2009-10	Actual 2008-09	Adoption 2009-10	Actual 2008-09	Adoption 2009-10
BEGINNING FUND BALANCE	2,395,397	2,781,536	674,776	712,288	1,797,883	1,735,307	4,868,056	5,229,131
SALES	5,222,101	5,486,326	2,029,615	2,130,000	3,824,951	3,920,000	11,076,667	11,536,326
COST OF GOODS SOLD	3,782,978	4,022,250	1,452,610	1,554,900	2,839,868	2,850,000	8,075,456	8,427,150
GROSS PROFIT \$	1,439,123	1,464,076	577,005	575,100	985,083	1,070,000	3,001,211	3,109,176
GROSS PROFIT %	28%	27%	28%	27%	26%	27%	27%	27%
OPERATING EXPENDITURES								
Classified Salaries	500,195	512,404	305,492	314,981	478,524	490,354	1,284,211	1,317,740
Employee Benefits	246,537	245,953	129,880	136,439	207,034	215,529	583,451	597,922
Supplies & Materials	16,771	35,000	17,779	17,500	10,218	14,000	44,767	66,500
Depreciation Expense	4,937	5,000	10,663	11,000	16,138	16,138	31,738	32,138
Other Operating Expenses	220,545	256,500	86,072	82,800	165,223	145,800	471,840	485,100
TOTAL OPERATING EXPENDITURES	988,984	1,054,857	549,886	562,721	877,137	881,822	2,416,007	2,499,399
OPERATING INCOME (LOSS)	450,139	409,219	27,119	12,379	107,946	188,178	585,204	609,777
NON OPERATING REVENUES (EXPENSES)								
Other Income	31,837	23,674	11,285	10,000	14,171	11,000	57,293	44,674
Capital Outlay	(20,837)	(2,000)	(892)	-	(2,019)	-	(23,748)	(2,000)
Transfers In / (Out)	(75,000)	(75,000)	-	-	(182,674)	(190,000)	(257,674)	(265,000)
TOTAL NON OPERATING REVENUES/(EXP)	(64,000)	(53,326)	10,393	10,000	(170,522)	(179,000)	(224,129)	(222,326)
NET CHANGE IN BALANCE	386,139	355,893	37,512	22,379	(62,576)	9,178	361,075	387,451
ENDING FUND BALANCE	2,781,536	3,137,429	712,288	734,667	1,735,307	1,744,485	5,229,131	5,616,581
<hr/>								
* Cash & Investments	1,837,675		334,282		1,079,461			
Receivables,Inventory,Fixed Assets,Liabilities	943,861		378,006		655,846			

2009-2010

ADOPTION BUDGET



CAFETERIA FUND

VENTURA COUNTY COMMUNITY COLLEGE DISTRICT
2009-2010 ADOPTION BUDGET
CAFETERIA FUND
FUND 52X

	MOORPARK		OXNARD		VENTURA		TOTAL	
	Actual 2008-09	Adoption 2009-10	Actual 2008-09	Adoption 2009-10	Actual 2008-09	Adoption 2009-10	Actual 2008-09	Adoption 2009-10
BEGINNING FUND BALANCE	31,404	16,879	184,672	327,431	492	492	216,567	344,801
SALES - CAFETERIA	762,603	785,000	364,472	388,000	549,775	600,000	1,676,850	1,773,000
COST OF GOODS SOLD	371,578	353,250	175,814	178,600	278,992	300,000	826,384	831,850
GROSS PROFIT \$	391,025	431,750	188,658	209,400	270,783	300,000	850,466	941,150
GROSS PROFIT %	51%	55%	52%	54%	49%	50%	51%	53%
OPERATING EXPENDITURES								
Classified Salaries	140,890	149,950	97,384	109,614	91,699	98,963	329,973	368,527
Employee Benefits	87,895	93,176	54,765	59,655	49,453	51,419	192,113	204,250
Student Salaries and Benefits	70,398	61,056	55,406	65,126	103,355	76,320	229,159	202,502
Supplies & Materials	11,542	15,000	15,089	20,000	9,079	12,500	35,710	47,500
Depreciation Expense	419	2,968	3,756	6,300	945	1,260	5,120	10,528
Other Operating Expenses	110,855	97,500	84,294	75,500	89,589	95,500	284,738	268,500
TOTAL OPERATING EXPENDITURES	421,999	419,650	310,694	336,195	344,120	335,962	1,076,813	1,091,807
OPERATING INC (LOSS)-CAFETERIA	(30,974)	12,100	(122,036)	(126,795)	(73,337)	(35,962)	(226,347)	(150,657)
VENDING SALES	47,381	50,000	-	-	-	-	47,381	50,000
COST OF GOODS SOLD	10,158	12,500	-	-	-	-	10,158	12,500
GROSS PROFIT \$	37,223	37,500	-	-	-	-	37,223	37,500
GROSS PROFIT %	79%	75%						
OPERATING EXPENDITURES								
Student Salaries and Benefits	15,537	12,211	-	-	-	-	15,537	12,211
Supplies & Materials	-	1,000	-	-	-	-	-	1,000
Depreciation Expense	1,374	700	-	-	-	-	1,374	700
Other Operating Expenses	2,108	4,000	-	-	-	-	2,108	4,000
TOTAL OPERATING EXPENDITURES	19,019	17,911	-	-	-	-	19,019	17,911
OPERATING INC (LOSS)-VENDING SALES	18,204	19,589	-	-	-	-	18,204	19,589
NON OPERATING REVENUES / (EXP)								
Other Income/Vending Commissions	-	-	14,795	74,000	28,468	30,000	43,263	104,000
Capital Outlay	(1,755)	(5,500)	-	-	(1,429)	-	(3,184)	(5,500)
Transfers In / (Out)	0	-	250,000	-	46,298	20,000	296,298	20,000
TOTAL NON OPERATING REVENUES / (EXP)	(1,755)	(5,500)	264,795	74,000	73,337	50,000	336,377	118,500
NET CHANGE IN BALANCE	(14,525)	26,189	142,759	(52,795)	-	14,038	128,234	(12,568)
ENDING FUND BALANCE	16,879	43,068	327,431	274,636	492	14,530	344,801	332,233

2009-2010

ADOPTION BUDGET



INTERNAL SERVICES FUND

VENTURA COUNTY COMMUNITY COLLEGE DISTRICT
2009-2010 ADOPTION BUDGET
INTERNAL SERVICES FUND

FUND 611 - SELF-INSURANCE

	<u>2008-09</u> <u>ACTUAL</u>	<u>2009-10</u> <u>ADOPTION</u>
BEGINNING BALANCE	713,950	781,928
REVENUES		
TRANSFERS FROM OTHER FUNDS	100,000	100,000
FUND RECOVERY	1,141	-
TOTAL FUNDS AVAILABLE	815,091	881,928
EXPENDITURES		
SELF-INSURANCE COSTS	6,431	10,000
SETTLEMENTS	26,732	90,000
ENDING BALANCE	781,928	781,928

FUND 612 - RETIREE HEALTH PAYMENT POOL

	<u>2008-09</u> <u>ACTUAL</u>	<u>2009-10</u> <u>ADOPTION</u>
BEGINNING BALANCE	176,198	321,718
REVENUES	145,520	-
EXPENDITURES	-	-
ENDING BALANCE	321,718	321,718

VENTURA COUNTY COMMUNITY COLLEGE DISTRICT
2009-2010 ADOPTION BUDGET
INTERNAL SERVICES FUND

FUND 691 - WORKLOAD BALANCING

	<u>2008-09 ACTUAL</u>	<u>2009-10 ADOPTION</u>
BEGINNING LIABILITY	1,199,379	1,115,334
INSTRUCTIONAL EXPENSE/BANKING	134,483	134,000
USAGE	(218,528)	(219,000)
ENDING LIABILITY	1,115,334	1,030,334

(Total Liability is fully funded)

FUND 693 - RETIREE HEALTH BENEFITS

	<u>2008-09 ACTUAL</u>	<u>2009-10 ADOPTION</u>
BEGINNING BALANCE	6,764,123	8,568,626
TRANSFER IN (from all funds as fringe benefit %)	7,839,923	7,624,559
INTEREST	238,506	200,000
EXPENDITURES (actual premiums)	6,273,926	7,085,738
ENDING BALANCE	8,568,626	9,307,446

(Total Liability is \$174 million as of the Dec 2008 actuarial)

2009-2010

ADOPTION BUDGET



FINANCIAL AID FUND

VENTURA COUNTY COMMUNITY COLLEGE DISTRICT
 2009-2010 ADOPTION BUDGET
 FINANCIAL AID FUND
 FUND 74XX

	CAL GRANTS	CARE	EOPS	PELL	SEOG	NSL	ACG	TOTAL
BEGINNING FUND BALANCE	-	-	-	-	-	14,319		14,319
REVENUES								
Federal Income				15,000,000	590,000		140,000	15,730,000
State Income	1,400,000	72,000	180,000			600		1,652,000
Local Income								600
TOTAL REVENUES	1,400,000	72,000	180,000	15,000,000	590,000	600	140,000	17,382,600
TOTAL FUNDS AVAILABLE	1,400,000	72,000	180,000	15,000,000	590,000	14,919	140,000	17,396,919 *
EXPENDITURES & OTHER OUTGO								
Operating Expenses						5,500		5,500
Student Financial Aid	1,400,000	72,000	180,000	15,000,000	590,000		140,000	17,382,000
TOTAL EXPENDITURES & OTHER OUTGO	1,400,000	72,000	180,000	15,000,000	590,000	5,500	140,000	17,387,500 *
ENDING FUND BALANCE	-	-	-	-	-	9,419	-	9,419

* Does not include BOG Fee Waivers of \$4.7 million, loans of \$4.0 million, and federal workstudy of \$0.4 million, issued in prior year.

2009-2010

ADOPTION BUDGET



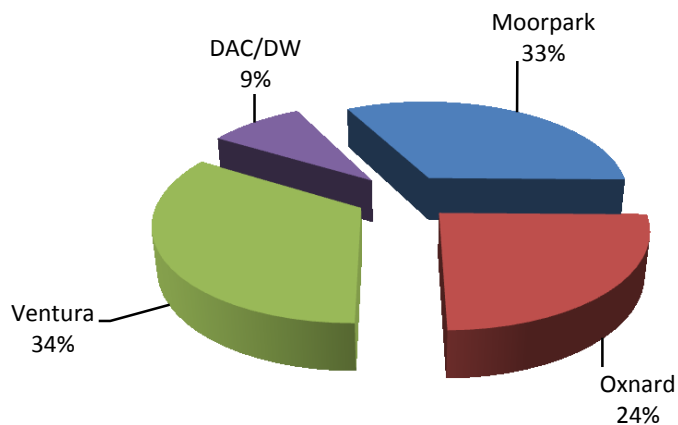
CAPITAL PROJECTS FUND

VENTURA COUNTY COMMUNITY COLLEGE DISTRICT
2009-2010 ADOPTION BUDGET
CAPITAL PROJECTS FUND

FUND 4x BY MAJOR OBJECT

	2008-09 ADOPTION BUDGET	2008-09 ACTUAL	2009-10 ADOPTION BUDGET
8000 REVENUES	213,494,171	210,034,388	12,404,738
1000 FACULTY SALARIES	0	0	0
2000 CLASSIFIED SALARIES	0	10,192	0
3000 EMPLOYEE BENEFITS	0	851	0
SALARY & BENEFIT SUBTOTAL	0	11,043	0
4000 SUPPLIES & MATERIALS	225,192	137,819	169,356
5000 OTHER OPERATING EXP	1,027,401	976,423	955,405
6000 CAPITAL OUTLAY	253,805,804	53,876,902	217,017,537
7000 TRANSFERS IN/OUT	2,729,995	342,317	3,183,617
TOTAL BUDGETED EXPENDITURES	257,788,392	55,344,504	221,325,915
Net Change Fund Balance			(208,921,177)
Beginning Fund Balance			220,045,343
Ending Fund Balance			11,124,166

Expenditure Budget by Site



2009-2010

ADOPTION BUDGET



APPENDIX

2009-2010

ADOPTION BUDGET



GENERAL FUND DESIGNATED

VENTURA COUNTY COMMUNITY COLLEGE DISTRICT
2009-2010 ADOPTION BUDGET
GENERAL FUND- UNRESTRICTED (DESIGNATED)

FUND 114 BY PROGRAM

ORG. #	LOC	PROGRAM	BALANCE FORWARD	REVENUE	EXPENSE	ENDING BALANCE
15002	MC	Civic Center	257,057	130,000	198,366	188,691
15003	MC	Community Services	5,515	-	5,068	447
15004	MC	Restricted Funds Residuals	124,577	27,600	114,619	37,558
15005	MC	Learning Communities	24,278	-	24,278	-
15006	MC	Surplus Sales	5,107	500	5,607	-
151xx	MC	Camps	27,762	33,755	61,157	360
16005	MC	Veterans	-	1,218	1,218	-
22147	OC	CSSC County Lease	-	252,277	252,277	-
24461	OC	Auto Body	-	4,684	4,684	-
24510	OC	Dental Hygiene	11,897	21,000	32,897	-
24528	OC	Fire Academy-CPAT	119,133	70,000	150,851	38,282
25002	OC	Civic Center	21,321	100,000	113,344	7,976
25003	OC	Community Services	-	108,000	96,000	12,000
25004	OC	Restricted Funds Residuals	241,341	24,000	98,427	166,914
25015	OC	Contract Ed (Prior Year)	67,017	-	-	67,017
25016	OC	OC Auto Shop	1,206	3,000	4,206	-
25023	OC	College Improvement Fund	222,111	-	185,794	36,317
25201	OC	CC Foundation Smog Ref & Tech	-	12,000	12,000	-
26005	OC	Veterans	4,699	1,300	5,999	-
31031	VC	GIS	3,543	5,600	9,143	-
35002	VC	Civic Center	-	46,000	46,000	-
35003	VC	Community Services	-	463,000	460,774	2,226
35004	VC	Restricted Funds Residuals	224,503	95,000	245,193	74,310
35009	VC	El Camino Lease	25,500	18,000	43,500	-
35010	VC	Mobilite Lease	5,589	22,176	27,765	-
35020	VC	Institute for Comm & Prof Development	250,676	-	87,125	163,551
35021	VC	SBDC Program Income	2,290	5,000	7,290	-
351xx	VC	Camps	37,353	272,325	309,678	-
36005	VC	Veterans	2,144	2,000	4,144	-
37099	VC	Braille Educational Transcription Center	80,762	770,000	770,000	80,762
53001	DW	Economic Development	-	503,651	503,651	-
54001	DW	Contract Education (CE)	-	196,000	196,000	-
54002	DW	HSA Staff Development (CE)	-	31,920	31,920	-
54003	DW	County of Ventura HR Dept (CE)	-	38,894	38,894	-
82123	DW	Remote Registration	243,937	232,000	358,109	117,828
TOTAL GENERAL FUND- UNRESTRICTED DESIGNATED			2,009,317	3,490,900	4,505,976	994,240

2009-2010

ADOPTION BUDGET



GENERAL FUND RESTRICTED

VENTURA COUNTY COMMUNITY COLLEGE DISTRICT
 2009-2010 ADOPTION BUDGET
 GENERAL FUND - RESTRICTED

FUND	MC	OC	VC	DAC/DW	TOTAL
121 STATE CATEGORICAL FUNDS	2,039,694	2,643,367	3,098,742	20,954	7,802,757
122 ECONOMIC & WORKFORCE DEV GRANTS	0	0	161,355	480,102	641,457
125 STATE CHANCELLOR'S OFFICE GRANTS	873,461	275,105	2,126,643	0	3,275,210
126 FEDERAL, STATE AND LOCAL GRANTS	130,782	5,606,824	2,303,246	0	8,040,852
127 CONTRACTS	114,102	207,310	516,405	1,097,745	1,935,562
128X RESTRICTED LOTTERY, IELM & TTIP	670,005	169,396	566,924	14,723	1,421,048
129 OTHER RESTRICTED FUNDS	369,699	520,094	652,053	68,000	1,609,846
	<u>4,197,743</u>	<u>9,422,096</u>	<u>9,425,368</u>	<u>1,681,524</u>	<u>24,726,732</u>

**VENTURA COUNTY COMMUNITY COLLEGE DISTRICT
ADOPTION BUDGET FY 2009-10 CATEGORICAL PROGRAMS
PROJECTED CUTS / PROJECTED BACKFILL**

Program	08-09 Funding Exclusive of One- Time Funds	09-10 Projected Program Cuts Before Backfill	09-10 Projected Backfill @ \$30M	09-10 Proposed Funding With \$30M Backfill	09-10 Net % Cuts With Backfill
Foster & Kinship Care Ed - see note					
MC	128,579	0 0%	0	128,579	0%
OC	122,902	0 0%	0	122,902	0%
VC	127,287	0 0%	0	127,287	0%
	378,768	0	0	378,768	
BFAP-SFAA - see note					
MC	325,914	0 0%	0	325,914	0%
OC	275,466	0 0%	0	275,466	0%
VC	374,709	0 0%	0	374,709	0%
	976,089	0	0	976,089	
CARE					
MC	29,904	(9,569) 32%	1,029	21,363	29%
OC	245,113	(78,436) 32%	8,432	175,109	29%
VC	82,637	(26,444) 32%	2,843	59,036	29%
	357,654	(114,449)	12,303	255,508	
DSPS					
MC	923,947	(295,663) 32%	31,784	660,068	29%
OC	747,708	(239,267) 32%	25,721	534,163	29%
VC	1,185,824	(379,464) 32%	40,792	847,153	29%
ATPC - VC - see note	1,098,685	(175,789) 16%	0	922,896	16%
	3,956,164	(1,090,182)	98,297	2,964,279	
EOPS					
MC	492,459	(157,587) 32%	16,941	351,813	29%
OC	998,048	(319,375) 32%	34,333	713,005	29%
VC	824,194	(263,742) 32%	28,352	588,804	29%
	2,314,701	(740,704)	79,626	1,653,622	
CalWORKS					
MC	93,122	(29,799) 32%	3,203	66,526	29%
OC	283,329	(90,665) 32%	9,747	202,410	29%
VC	307,097	(98,271) 32%	10,564	219,390	29%
	683,548	(218,735)	23,514	488,327	
Basic Skills					
MC	100,000	(32,000) 32%	3,440	71,440	29%
OC	100,000	(32,000) 32%	3,440	71,440	29%
VC	120,702	(38,625) 32%	4,152	86,230	29%
	320,702	(102,625)	11,032	229,110	
Nursing Grants - see note					
MC	112,700	(18,032) 16%	0	94,668	16%
VC	280,850	(44,936) 16%	0	235,914	16%
	393,550	(62,968)	0	330,582	
Fund for Student Success Grants					
MCHS - MC	121,846	(38,991) 32%	4,192	87,047	29%
MESA - VC	73,033	(23,371) 32%	906	50,568	31%
	194,879	(62,361)	5,097	137,615	

**VENTURA COUNTY COMMUNITY COLLEGE DISTRICT
ADOPTION BUDGET FY 2009-10 CATEGORICAL PROGRAMS
PROJECTED CUTS / PROJECTED BACKFILL**

Program	08-09 Funding Exclusive of One- Time Funds	09-10 Projected Program Cuts Before Backfill	09-10 Projected Backfill @ \$30M	09-10 Proposed Funding With \$30M Backfill	09-10 Net % Cuts With Backfill
TTIP - Library Automation					
MC	36,036	(36,036) 100%	0	0	100%
OC	36,036	(36,036) 100%	0	0	100%
VC	36,036	(36,036) 100%	0	0	100%
	108,108	(108,108)	0	0	
Matriculation (Credit)					
MC	710,441	(454,682) 64%	48,878	304,637	57%
OC	413,519	(264,652) 64%	28,450	177,317	57%
VC	662,316	(423,882) 64%	45,567	284,001	57%
	1,786,276	(1,143,217)	122,896	765,955	
Matriculation (Non Credit) - VC	39,108	(25,029) 64%	2,691	16,770	57%
Economic & Workforce Dev Grants					
IDRC/VESL Grant - OC	299,965	(191,978) 64%	20,638	128,625	57%
Workplace Learning - OC	205,000	(131,200) 64%	14,104	87,904	57%
SBDC - VC	50,000	(32,000) 64%	3,440	21,440	57%
Biotech Center - VC	205,000	(131,200) 64%	14,104	87,904	57%
Center of Excellence - VC	205,000	(131,200) 64%	14,104	87,904	57%
	964,965	(617,578)	66,390	413,777	
IELM & Scheduled Maintenance					
IELM - MC	123,668	(123,668) 100%	0	0	100%
IELM - OC	49,611	(49,611) 100%	0	0	100%
IELM - VC	105,839	(105,839) 100%	0	0	100%
Scheduled Maintenance - MC	123,678	(123,678) 100%	0	0	100%
Scheduled Maintenance - OC	49,616	(49,616) 100%	0	0	100%
Scheduled Maintenance - VC	105,849	(105,849) 100%	0	0	100%
	558,261	(558,261)	0	0	0
GRAND TOTAL	13,032,773	(4,844,218) -37%	421,846 3%	8,610,401 66%	-34%

Note: For the BFAP and Foster & Kinship Care programs, final allocations have been released. The FY 09-10 Adoption Budgets reflect final amounts. All but the VC Foster & Kinship Care program received slightly higher allocations than FY 08-09 levels; VC was about \$4K less.

The Nursing and ATPC grants will receive a smaller than anticipated funding reduction.

**VENTURA COUNTY COMMUNITY COLLEGE DISTRICT
2009-2010 ADOPTION BUDGET
GENERAL FUND- RESTRICTED (STATE CATEGORICAL)**

FUND 121

<u>ORG #</u>	<u>PROGRAM NAME</u>	<u>MOORPARK</u>	<u>OXNARD</u>	<u>VENTURA</u>	<u>D/WIDE</u>	<u>TOTALS</u>
NEW CATEGORICAL FUNDS						
x6101	CARE	21,363	175,109	59,036		255,508
x6102	DSPS	660,068	534,163	847,153		2,041,384
x6103	EOPS	351,813	713,005	588,804		1,653,622
x6104	Matriculation (Credit)	304,637	177,317	295,942		777,896
x6038	TANF	6,878	48,309	54,548		109,735
x6010	BFAP-SFAA	335,315	288,925	397,749		1,021,989
x7041	CalWORKS	66,526	202,410	219,390		488,326
x7101	Perkins IV Tech Prep	67,750	67,750	0		135,500
x7010	Perkins IV Title IC	182,092	228,677	327,849		738,618
37028	Perkins IV IB Regional Consortia			158,000		158,000
37179	Matriculation (Non Credit) - see footnote			16,770		16,770
86029	Staff Diversity				14,394	14,394
TOTAL NEW CATEGORICAL FUNDS		1,996,442	2,435,665	2,965,241	14,394	7,411,742
CONTINUING CATEGORICAL FUNDS FROM PRIOR YEAR						
x6001	CARE FY09 (Carryover)	1,587	36,951	0		38,539
x6002	DSPS FY09 (Carryover)	0	11,696	3,336		15,032
x6003	EOPS FY09 (Carryover)	15,887	65,337	23,095		104,319
x6004	Matriculation (Credit) FY09 (Carryover)	13,800	19,545	46,370		79,714
x6009	Prior Year DSPS Excess Funds	5,326	47,485	27,485		80,296
x6042	SCO Articulation FY09 (Carryover)	561	3,183	652		4,395
x6052	TTIP Library Automation FY09	0	3,584	4,955		8,539
x6110	BFAP-SFAA FY09 (Carryover)	6,091	19,921	24,395		50,406
37079	Matriculation (Non Credit) FY09 (Carryover)			3,214		3,214
86029	Prior Year Staff Diversity (Carryover)				6,560	6,560
TOTAL CONTINUING FUNDS		43,252	207,702	133,502	6,560	391,015
TOTAL STATE CATEGORICAL FUNDS		2,039,694	2,643,367	3,098,742	20,954	7,802,757

Ventura College will exercise the flexibility provision by transferring the unspent balance of \$11,941 from the Noncredit Matriculation program to the Credit Matriculation program. Intake and orientation for students will continue for both credit and noncredit students through the remaining staff in the Matriculation Office.

Assumes backfill of \$30M for state categorical programs subject to cuts. See detail schedule on page A-3.

**VENTURA COUNTY COMMUNITY COLLEGE DISTRICT
2009-2010 ADOPTION BUDGET
GENERAL FUND- RESTRICTED (ECONOMIC AND WORKFORCE DEVELOPMENT- EWD)**

FUND 122

<u>ORG #</u>	<u>PROGRAM NAME</u>	<u>MOORPARK</u>	<u>OXNARD</u>	<u>VENTURA</u>	<u>D/WIDE</u>	<u>TOTALS</u>
NEW EWD FUNDS						
27033	Industry Driven Regional Collaboratives (IDRC)				128,625	128,625
27029	Workplace Learning Resource Center				87,904	87,904
37064	Central Coast Applied Biotech Center			87,904		87,904
38258	Small Business Dev Ctr (SBDC)				21,440	21,440
38304	Business/Workforce Centers of Excellence				87,904	87,904
TOTAL NEW EWD FUNDS		0	0	87,904	325,873	413,777
CONTINUING EWD FUNDS FROM PRIOR YEAR						
27032	Industry Driven Regional Collaboratives (IDRC) 08-09				95,257	95,257
27035	Workplace Learning Resource Center (08-09)				11,249	11,249
37027	Regional Consortia Partnership Collaborative			54,861		54,861
37065	Central Coast Applied Biotech Center 08-09			8,970		8,970
37190	Applied Biotechnologies Hub Yr 3 08-09			9,621		9,621
38257	SBDC YEP				22,880	22,880
38314	Business/Workforce Centers of Excellence 08-09				24,843	24,843
TOTAL CONTINUING EWD FUNDS		0	0	73,451	154,229	227,680
TOTAL ECONOMIC AND WORKFORCE DEVELOPMENT (EWD) FUNDS		0	0	161,355	480,102	641,457

Assumes backfill of \$30M for state categorical programs subject to cuts. See detail schedule on page A-3.

**VENTURA COUNTY COMMUNITY COLLEGE DISTRICT
2009-2010 ADOPTION BUDGET
GENERAL FUND- RESTRICTED (STATE CHANCELLOR'S OFFICE GRANTS)**

FUND 125

ORG #	PROGRAM NAME	MOORPARK	OXNARD	VENTURA	TOTAL
TOTAL NEW GRANT FUNDS					
x7054	Foster and Kinship Care Education	130,037	129,308	123,167	382,512
x7057	ADN Enrollment Growth IV Nursing Grant - Year 2	94,668		235,914	330,582
x7145	Workforce Investment Act ADN subcontract	109,508		122,225	231,733
x8502	CTE Community Collaborative - Year 2	133,333	133,334	133,333	400,000
17070	ARRA Nursing & Allied Health	152,873			152,873
17093	Middle College High School FY09-10	87,047			87,047
37087	Alternate Text Production Center			922,896	922,896
37096	MESA (Math, Engineering, Science Achievement)			50,568	50,568
37163	ADN RN Capacity Building Nursing Grant - Year 4			66,660	66,660
TOTAL NEW GRANT FUNDS		707,466	262,642	1,654,763	2,624,871
CONTINUING GRANT FUNDS FROM PRIOR YEAR					
x7056	ADN Enrollment Growth IV Nursing Grant - Year 1	60,716		62,904	123,620
x8501	CTE Community Collaborative - Year 1	12,928	12,463	95,652	121,043
17065	CTE Equip for Nursing and Allied Health	77,415			77,415
17094	Middle College High School FY08-09	14,938			14,938
37095	MESA (Math, Engineering, Science Achievement)			10,522	10,522
37123	Allied Health (WIA)			266,174	266,174
37162	ADN RN Capacity Building Nursing Grant - Year 3			36,628	36,628
TOTAL CONTINUING FUNDS		165,996	12,463	471,880	650,339
TOTAL GRANT FUNDS		873,461	275,105	2,126,643	3,275,210

Assumes backfill of \$30M for state categorical programs subject to cuts. See detail schedule on page A-3.

**VENTURA COUNTY COMMUNITY COLLEGE DISTRICT
2009-2010 ADOPTION BUDGET
GENERAL FUND- RESTRICTED (OTHER GRANTS)**

FUND 126

<u>ORG #</u>	<u>PROGRAM NAME</u>	<u>MOORPARK</u>	<u>OXNARD</u>	<u>VENTURA</u>	<u>TOTAL</u>
GRANT FUNDS					
x7171	CCRAA STEM Year 2		2,212,259	806,140	3,018,399
18302	SCCCD- Project CREATE	7,248			7,248
27053	Foundation for CCC - TANF CDE		110,700		110,700
27128	Title V Hispanic Serving Institutions Year 4		700,000		700,000
37022	Title V Hispanic Serving Institutions Year 3			574,447	574,447
37049	UC NSF/MESA STEM Program			4,000	4,000
37137	US Dept Ed CCAMPIS II Year 4			46,831	46,831
TOTAL NEW GRANT FUNDS		7,248	3,022,959	1,431,418	4,461,625
CONTINUING GRANT FUNDS FROM PRIOR YEAR					
x7170	CCRAA STEM Year 1		2,106,938	426,357	2,533,295
x8290	Hospital Assoc of So Cal Nursing Grant #3	123,534		142,782	266,316
27060	Adelante Ninos		27,881		27,881
27075	SBVCDS Dental Assisting Program		96,062		96,062
27127	Title V Hispanic Serving Institutions Year 3		215,743		215,743
28204	N.O.A.A. White Abalone Restor Project Year 4		41,145		41,145
28205	N.O.A.A. White Abalone Restor Project Year 5		96,096		96,096
37021	Title V Hispanic Serving Institutions Year 3			228,329	228,329
37135	US Dept Ed CCAMPIS II Yr 2			37,759	37,759
37136	US Dept Ed CCAMPIS II Yr 3			22,106	22,106
38038	Summer Enrichment Bridge- Haas/UCSB			1,033	1,033
38047	City of Ventura Cultural Affairs			2,655	2,655
38219	UCLA Gerontology Subgrant			10,808	10,808
TOTAL CONTINUING FUNDS		123,534	2,583,865	871,828	3,579,227
TOTAL GRANT FUNDS		130,782	5,606,824	2,303,246	8,040,852

**VENTURA COUNTY COMMUNITY COLLEGE DISTRICT
2009-2010 ADOPTION BUDGET
GENERAL FUND- RESTRICTED (CONTRACTS)**

FUND 127

<u>ORG #</u>	<u>PROGRAM</u>	<u>MOORPARK</u>	<u>OXNARD</u>	<u>VENTURA</u>	<u>D/WIDE</u>	<u>TOTAL</u>
NEW CONTRACT FUNDS						
17019	Pathpoint WIA Summer Youth Empl (ARRA Funds)	41,000		35,790		76,790
x8306	Yosemite CCD Child Development Training 09-10	20,000	12,500	13,750		46,250
26012	State Dept of Rehab - Workability III		189,810			189,810
37050	State - California Youth Authority			120,000		120,000
38001	County of VTA Human Resources Training				125,000	125,000
38004	County of VTA HSA - Casa Pacifica (Title IV-E)				600,000	600,000
38005	County of VTA - Special Projects Training (Title IV-E)				322,913	322,913
38008	County of VTA - Structured Decision Making				49,832	49,832
38046	Superior Court of Ventura			69,000		69,000
TOTAL NEW CONTRACT FUNDS		61,000	202,310	238,540	1,097,745	1,599,595
CONTINUING CONTRACT FUNDS FROM PRIOR YEAR						
18024	Catholic Healthcare West/Partners in Caring	23,748				23,748
18036	West Hills Hospital	29,355				29,355
28101	Oxnard Housing Authority- Teen Parent - Fall 2009		5,000			5,000
37188	Community Memorial Hospital Nursing 08-10			41,262		41,262
37189	Community Memorial Hospital Nursing 09-11			88,106		88,106
38230	Long Beach CCD/Small Bus Dev Center Yr 4				137,097	137,097
38231	SBDC Restricted Cash Match				11,400	11,400
TOTAL CONTINUING FUNDS		53,102	5,000	129,368	148,497	335,967
TOTAL CONTRACT FUNDS		114,102	207,310	367,908	1,246,242	1,935,562

**VENTURA COUNTY COMMUNITY COLLEGE DISTRICT
2009-2010 ADOPTION BUDGET
GENERAL FUND- RESTRICTED**

FUNDS 128XX

FUND 1280X - PROPOSITION 20 RESTRICTED LOTTERY (INSTRUCTIONAL SUPPLIES & MATERIALS)

<u>ORG #</u>	<u>MOORPARK</u>	<u>OXNARD</u>	<u>VENTURA</u>	<u>DAC</u>	<u>TOTALS</u>
VAR Restricted Lottery (incl \$39K c/o)	269,308				269,308
VAR Restricted Lottery (incl \$15K c/o)		69,453			69,453
VAR Restricted Lottery (incl \$214K c/o)			327,290		327,290
TOTAL RESTRICTED LOTTERY	269,308	69,453	327,290	0	666,050

FUND 128XX - INSTRUCTIONAL EQUIPMENT & LIBRARY MATERIALS (IELM)

<u>ORG #</u>	<u>MOORPARK</u>	<u>OXNARD</u>	<u>VENTURA</u>	<u>DAC</u>	<u>TOTALS</u>
VAR Instructional Eq & Library Matls	381,421	99,943	227,984	0	709,349
TOTAL CARRYOVER IELM FUNDS	381,421	99,943	227,984	0	709,349

FUND 128XX - TELECOMMUNICATION AND TECHNOLOGY INFRASTRUCTURE PROGRAM(TTIP)

<u>ORG #</u>	<u>MOORPARK</u>	<u>OXNARD</u>	<u>VENTURA</u>	<u>DAC</u>	<u>TOTALS</u>
VAR TCO/CalREN (Cal Research)	19,276	0	11,650	14,723	45,649
TOTAL CARRYOVER TTIP FUNDS	19,276	0	11,650	14,723	45,649
TOTAL ALL 128XX FUNDS	670,005	169,396	566,924	14,723	1,421,048

Assumes no new IELM and TTIP funds. See detail schedule on page A-3.

**VENTURA COUNTY COMMUNITY COLLEGE DISTRICT
2009-2010 ADOPTION BUDGET
GENERAL FUND- RESTRICTED (OTHER FUNDING SOURCES)**

FUND 129

<u>ORG #</u>	<u>PROGRAM</u>	<u>MOORPARK</u>	<u>OXNARD</u>	<u>VENTURA</u>	<u>COLLWIDE</u>	<u>TOTAL</u>
x6006	College Work Study (Federal)	177,073	286,512	356,195		819,780
VAR	ESL/Basic Skills	192,626	233,582	295,858		722,066
81009	Financial Aid Admin Allowance				68,000	68,000
TOTAL OTHER GRANTS & CONTRACTS		369,699	520,094	652,053	68,000	1,609,846

Assumes backfill of \$30M for state categorical programs subject to cuts. See detail schedule on page A-3.

2009-2010

ADOPTION BUDGET



CAPITAL PROJECTS FUND

VENTURA COUNTY COMMUNITY COLLEGE DISTRICT
 2009-2010 ADOPTION BUDGET
 CAPITAL PROJECTS FUND

FUND	MC	OC	VC	DAC/ DW	TOTAL
411 STATE CONSTRUCTION	4,077,076	1,091,277	180,641	0	5,348,993
412 STATE SCHEDULED MAINTENANCE	1,004,354	383,747	726,652	0	2,114,753
419 LOCALLY FUNDED PROJECTS	4,370,757	871,567	1,443,674	1,259,224	7,945,223
415 REDEVELOPMENT AGENCY FUNDS	2,262,346	516,044	269,345	0	3,047,735
417 FOREIGN STUDENT C/OUTLAY SURCHG	76,845	36,024	85,763	0	198,632
44x/451 TECHNOLOGY & EQUIP REPLACEMENT	350,000	503,838	459,855	586,030	1,899,723
43XX MEASURE S BOND PROJECTS	60,310,899	51,163,592	71,427,246	17,869,118	200,770,855
	72,452,276	54,566,090	74,593,176	19,714,373	221,325,914

**VENTURA COUNTY COMMUNITY COLLEGE DISTRICT
2009-2010 ADOPTION BUDGET
CAPITAL PROJECTS FUND
FUND 411 AND 419**

STATE AND LOCALLY FUNDED CAPITAL OUTLAY IMPROVEMENT PROJECTS

CONSTRUCTION/CAPITAL OUTLAY PROJECT RESOURCES:

STATE FUNDS - COMMUNITY COLLEGE CONSTRUCTION ACT FUNDS	5,348,993
LOCAL FUNDS - CUMULATIVE TRANSFERS IN	7,945,223

TOTAL RESOURCES **13,294,216**

LOC	CONSTRUCTION PROJECT DESCRIPTION	TOTAL PROJECT BUDGET	EXPENSES TO DATE	PROJECT BALANCE REMAINING	2009-2010 PROJECT BUDGET
MC	CHILD DEVELOPMENT CENTER	250,000	244,812	5,188	5,188
MC	HEALTH SCIENCES FF&E	400,000	0	400,000	400,000
MC	HEALTH SCIENCE REPLACEMENT & EXPANSION	8,326,000	4,328,639	3,997,361	3,997,361
MC	RECONSTRUCTION OF LIBRARY BUILDING	422,000	347,473	74,527	74,527
MC	TECHNOLOGY BUILDING MODERNIZATION	406,177	109,085	297,092	297,092
MC	CAMPUS SIGNAGE	350,000	0	350,000	350,000
MC	CERAMIC KILN RELOCATION	370,000	18,257	351,743	351,743
MC	CAREER TRANSFER CTR & OUTREACH RELOCATN	122,856	103,700	19,156	19,156
MC	OBSERVATORY CLASSROOM PROJECT	75,000	7,500	67,500	67,500
MC	SX TRAILER RELOCATION	25,000	650	24,350	24,350
MC	UNIVERSITY/COLLINS ADA SIDEWALK	14,500	13,446	1,054	1,054
MC	ADMINISTRATION BUILDING RENOVATION	100,000	0	100,000	100,000
MC	SPECIAL REPAIRS AND SITE IMPROVEMENT	300,000	0	300,000	300,000
MC	FORUM (AA-147) RENOVATION	250,000	0	250,000	250,000
MC	CAMPUS CENTER RENOVATION	250,000	87,715	162,285	162,285
MC	ACCESS BUILDING FLOOR/BLDG REPAIRS	10,000	922	9,078	9,078
MC	MAIN ENTRANCE - LANDSCAPE IMPROVEMENT	550,000	23,440	526,560	526,560
MC	SEC EFFECTS A A BUILDING	1,250,000	25,709	1,224,291	1,224,291
MC	CONCRETE WALKWAY REPAIRS	200,000	186,146	13,854	13,854
MC	REPLACEMENT OF BACKSTOPS	60,000	58,927	1,073	1,073
MC	2009 PARKING MAINTENANCE PROJECTS	111,605	30,122	81,483	81,483
MC	PARKING MAINTENANCE F LOT	191,238	0	191,238	191,238
OC	HAZ MAT GASOLINE REMOVAL MW#4	782,621	429,468	353,153	353,153
OC	LANDSCAPING PROJECT	50,698	8,283	42,415	42,415
OC	PERFORMING ARTS CENTER OCTV/AUDITORIUM	6,939,000	5,847,723	1,091,277	1,091,277
OC	LRC RENOVATION (SUPPLEMENT BOND FUNDING)	173,326	0	173,326	173,326
OC	BUILDING SIGNAGE	150,947	143,647	7,300	7,300
OC	STEM CENTER RENOVATION	90,000	0	90,000	90,000
OC	ROSE AVENUE CORRIDOR LANDSCAPE WALKWAY	190,000	0	190,000	190,000
OC	2009 PARKING MAINTENANCE PROJECTS	144,306	128,933	15,373	15,373
VC	LRC TERTIARY EFFECTS	316,957	229,807	87,150	87,150
VC	VC MODERNIZATION F BLDG - FF&E PHASE	237,000	56,359	180,641	180,641
VC	ADMINISTRATION BUILDING FACELIFT	109,050	98,098	10,952	10,952
VC	RENOVATE ATHLETIC FACILITIES	18,500	16,476	2,024	2,024
VC	PAINT EXTERIOR OF SCIENCE BLDG #4	100,000	53,099	46,901	46,901
VC	GENERAL SCHEDULED MAINTENANCE	305,096	0	305,096	305,096
VC	FIRE ALARM SYSTEM	160,000	0	160,000	160,000
VC	SCIENCE BUILDING A/C	267,201	0	267,201	267,201
VC	ATHLETIC RENOVATION - EQUIPMENT AND STORAGE	235,000	227,492	7,508	7,508
VC	SAFETY REPAIRS	206,860	179,422	27,438	27,438
VC	TREE REMOVAL & PRUNING	76,050	63,905	12,145	12,145
VC	MONUMENT SIGNS - MAJOR ENTRANCES	131,750	120,289	11,461	11,461
VC	PROGRAM REVIEW/FACILITIES IMPROVE PROJECTS	197,786	156,070	41,716	41,716

**VENTURA COUNTY COMMUNITY COLLEGE DISTRICT
2009-2010 ADOPTION BUDGET
CAPITAL PROJECTS FUND
FUND 411 AND 419**

LOC	CONSTRUCTION PROJECT DESCRIPTION	TOTAL PROJECT BUDGET	EXPENSES TO DATE	PROJECT BALANCE REMAINING	2009-2010 PROJECT BUDGET
VC	EAST CAMPUS CAPITAL IMPROVEMENTS	156,807	110,315	46,492	46,492
VC	WEST FIELD RENOVATION PROJECT	82,761	78,619	4,142	4,142
VC	CABLING B BUILDING CAMPUS CENTER	15,700	8,229	7,471	7,471
VC	FS BUILDING REMODEL	47,042	43,050	3,992	3,992
VC	SSC SECONDARY EFFECTS	50,622	42,622	8,000	8,000
VC	M & O VEHICLE/EQUIPMENT REPLACEMENT	77,000	76,654	346	346
VC	PE OUTDOOR WEIGHT TRAINING STATION	34,500	20,441	14,059	14,059
VC	PE FITNESS CENTER FLOOR	35,000	659	34,341	34,341
VC	EMT SIMULATED AMBULANCE	25,000	20,415	4,585	4,585
VC	CNA PATIENT MOVING SYSTEM	20,000	18,928	1,072	1,072
VC	2009 PARKING MAINTENANCE PROJECTS	78,477	78,477	0	0
VC	IT RELOCATION PROJECT	28,600	17,008	11,592	11,592
VC	ICPD RESTROOM REMODEL	76,214	52,124	24,090	24,090
VC	AA BUILDING REMODEL	187,000	45,648	141,352	141,352
VC	FL BUILDING IMPROVEMENTS	6,500	5,952	548	548
VC	AQUATIC CENTER	87,000	0	87,000	87,000
VC	STUDENT TRANSPORTATION VEHICLES	75,000	0	75,000	75,000
DW	UPGRADE OF RADIO SYSTEMS	121,000	2,697	118,303	118,303
DW	EMERGENCY PHONES & BROADCAST ALERT SYSTM	535,000	393,449	141,551	141,551
DW	VIDEO SURVEILLANCE SYSTEM	694,005	197,615	496,390	496,390
DW	EMERGENCY RESPONSE PLAN IMPLEMENTATION	275,000	195,423	79,577	79,577
DW	BACK-UP DATA CENTER	245,000	203,733	41,267	41,267
DW	ALTERNATIVE ENTRANCE CAMARILLO PROPERTY	25,000	16,389	8,611	8,611
DW	LUMINUS	46,619	45,419	1,200	1,200
DW	2009 PARKING IMPROVEMENT PROJECTS	62,187	7,573	54,614	54,614
DW	2010 PARKING IMPROVEMENT PROJECTS	317,712	0	317,712	317,712
TOTAL CAPITAL OUTLAY PROJECTS		28,321,272	15,027,056	13,294,216	13,294,216

**VENTURA COUNTY COMMUNITY COLLEGE DISTRICT
2009-2010 ADOPTION BUDGET
CAPITAL PROJECTS FUND
FUND 412**

STATE SCHEDULED MAINTENANCE PROJECTS

SCHEDULED MAINTENANCE PROJECTS RESOURCES:

SCHEDULED MAINTENANCE - STATE ALLOCATION	1,334,284
SCHEDULED MAINTENANCE - LOCAL FUNDING/STATE REQUIRED MATCH	780,469

TOTAL RESOURCES	2,114,753
------------------------	------------------

LOC	PROJECT DESCRIPTION	TOTAL PROJECT BUDGET	EXPENSES TO DATE	PROJECT BALANCE REMAINING	2009-2010 PROJECT BUDGET
SCHEDULED MAINTENANCE PROJECTS					
MC	GENERAL SCHEDULED MAINTENANCE	1,004,354	0	1,004,354	1,004,354
OC	DOOR HARDWARE - PE,OE & SS BUILDINGS	52,693	24,227	28,466	28,466
OC	IRRIGATION - PHASE 2	99,074	27,622	71,452	71,452
OC	GENERAL SCHEDULED MAINTENANCE	117,479	0	117,479	117,479
OC	DIMMER SYSTEM LS-8 CLASSROOM	15,000	12,623	2,377	2,377
OC	CHILLER/COMPRESSOR REPLAC OE BLDG	17,000	0	17,000	17,000
OC	GENERAL SCHEDULED MAINTENANCE	86,683	0	86,683	86,683
OC	PAINT CLASSROOMS/5 BUILDINGS	73,248	12,957	60,291	60,291
VC	REPL POOL PUMP AND FILTERS	130,002	39,474	90,527	90,527
VC	ROADWAY ADA COMPLIANCE	25,000	10,567	14,433	14,433
VC	GENERAL SCHEDULED MAINTENANCE	267,455	0	267,455	267,455
VC	REKEY BUILDINGS CAMPUS WIDE	125,000	0	125,000	125,000
VC	SCIENCE BUILDING A/C	269,134	39,897	229,237	229,237
TOTAL SCHEDULED MAINTENANCE PROGRAMS		2,282,121	167,367	2,114,753	2,114,753

**VENTURA COUNTY COMMUNITY COLLEGE DISTRICT
2009-2010 ADOPTION BUDGET
CAPITAL PROJECTS FUND
FUNDS 415 AND 417**

FOREIGN STUDENT CAPITAL OUTLAY SURCHARGE & REDEVELOPMENT AGENCY PROGRAMS

LOC PROGRAM DESCRIPTION	BEGINNING BALANCE	PROJECTED REVENUES	PROJECTED AVAILABLE BALANCE	2009-2010 PROJECT BUDGET
FOREIGN STUDENT CAPITAL OUTLAY SURCHARGE-FUND 417				
MC FOREIGN STUDENT CAPITAL OUTLAY SURCHARGE	43,745	33,100	76,845	76,845
OC FOREIGN STUDENTCAPITAL OUTLAY SURCHARGE	32,824	3,200	36,024	36,024
VC FOREIGN STUDENT CAPITAL OUTLAY SURCHARGE	61,363	24,400	85,763	85,763
SUBTOTAL-FOREIGN STUDENT SURCHARGE	137,932	60,700	198,632	198,632
REDEVELOPMENT AGENCY FUNDS-FUND 415				
MC CITY OF MOORPARK REDEVELOPMENT PROJECT	134,720	0	134,720	134,720
MC CITY OF SIMI VALLEY REDEVELOPMENT PROJECT	936,550	282,100	1,218,650	1,218,650
MC CITY OF T OAKS/NEWBURY RD REDEVEL PROJECT	740,975	168,000	908,975	908,975
OC CAMARILLO CORRIDOR RDA PROJECT	132,824	70,000	202,824	202,824
OC PORT HUENEME RDA PROJECT	5,399	9,975	15,374	15,374
OC CHANNEL ISLANDS RDA	31,511	16,800	48,311	48,311
OC OXNARD RDA PROJECT	127,736	121,800	249,536	249,536
VC SAN BUENAVENTURA DOWNTOWN/MISSION/BEACH	50,382	15,900	66,282	66,282
VC PIRU EARTHQUAKE RECOVERY PROGRAM	44,246	6,900	51,146	51,146
VC SANTA PAULA REDEVELOPMENT PROJECT	255,582	74,500	330,082	62,750
VC FILLMORE REDEVELOPMENT PROJECT	53,838	8,400	62,238	62,238
VC OJAI REDEVELOPMENT PROJECT	20,729	6,200	26,929	26,929
SUBTOTAL-REDEVELOPMENT AGENCY FUNDS	2,534,492	780,575	3,315,067	3,047,735
TOTAL FOREIGN STUDENT CAPITAL OUTLAY SURCHARGE & REDEVELOPMENT AGENCY	2,672,423	841,275	3,513,698	3,246,367

**VENTURA COUNTY COMMUNITY COLLEGE DISTRICT
2009-2010 ADOPTION BUDGET
CAPITAL PROJECTS FUND
FUNDS 44X AND 451**

TECHNOLOGY AND EQUIPMENT REPLACEMENT PROGRAM

FUND	LOC	PROJECT DESCRIPTION	TOTAL PROGRAM RESOURCES	2009-2010 PROJECT BUDGET	2009-2010 PROJECTED ENDING BALANCE
441	MC	TECHNOLOGY REFRESH/EQUIP REPLACEMENT	954,301	350,000	604,301
443	OC	TECHNOLOGY REFRESH/EQUIP REPLACEMENT	503,838	503,838	0
445	VC	TECHNOLOGY REFRESH/EQUIP REPLACEMENT	459,855	459,855	0
447	DAC	TECHNOLOGY REFRESH/EQUIP REPLACEMENT	981,538	100,000	881,538
451	DW	NEW INFORMATION TECHNOLOGY SYSTEMS	486,030	486,030	0
TOTAL TECHNOLOGY AND EQUIP REPL BUDGET			3,385,562	1,899,723	1,485,839

**VENTURA COMMUNITY COLLEGE DISTRICT
2009-2010 ADOPTION BUDGET
CAPITAL PROJECTS FUND
FUNDS 43XX**

**GENERAL OBLIGATION (MEASURE S)
BOND PROJECTS**

PROGRAM DESCRIPTION	TOTAL PROJECT BUDGET**	EXPENSES TO DATE	PROJECT BALANCE REMAINING	2009 - 2010 PROJECT BUDGET
MOORPARK COLLEGE PROJECTS				
LRTC CONSTRUCTION COSTS (SUPPL TO STATE FUNDS)	5,500,000	5,136,844	363,156	363,156
CHILD DEVELOPMENT CENTER (SUPPL TO STATE FUNDS)	5,573,813	5,312,847	260,966	260,966
RETIRE CAPITAL FINANCING	1,748,690	1,748,690	0	0
NORTH PARKING LOT RENOVATION	2,384,000	2,201,788	182,212	182,212
EATM STORM DRAIN PROJECT-ENGINEERING STUDY	1,120,000	1,061,809	58,191	58,191
MAINTENANCE WAREHOUSE	1,040,000	993,268	46,732	46,732
TRACK & FIELD PROJECT	3,200,000	3,051,323	148,677	148,677
INFRASTRUCTURE/ELECTRICAL SYSTEM UPGRADES	8,256,000	4,313,136	3,942,864	3,942,864
EATM COMPLEX	18,000,000	1,412,786	16,587,214	16,587,214
HEALTH/SCIENCE COMPLEX***	24,708,275	1,814,946	22,893,329	22,893,329
LIBRARY RENOVATION	5,000,000	3,748,559	1,251,441	1,251,441
ACADEMIC CENTER HIGH SCHOOL	30,100,000	14,244,383	15,855,617	15,855,617
CONEJO VALLEY SATELLITE	9,462	8,097	1,365	1,365
ADMIN BLDG RENOVATE/EXPANSION	1,539	1,316	223	223
TELEPHONE DATA SWITCH	1,500,000	1,114,612	385,388	385,388
PE FACILITIES (BLEACHERS ONLY)	1,180,000	1,098,985	81,015	81,015
STUDENT UNION MODERNIZATION	25,764	22,000	3,764	3,764
NEW FINE ARTS & MUSIC FACILITY	51,235	46,822	4,413	4,413
UNALLOCATED SPECIAL REPAIRS	5,000	0	5,000	5,000
PE OFFICE ANNEX	445,000	409,014	35,986	35,986
CONCRETE WALKWAY REPAIRS	405,000	390,014	14,986	14,986
INFRASTRUCTURE/PIPED UTILITY SYSTEM UPGRADES	1,850,000	496,963	1,353,037	1,353,037
INFRASTRUCTURE/ IMPROV TO CAMPUS SITE FINISHES	119,000	0	119,000	119,000
REPLACE/REPAIR STORM DRAINS	45,000	37,881	7,119	7,119
REPL FIRE ALARM PERF ARTS	180,000	151,348	28,652	28,652
UNALLOCATED PLANNING & DEVELOPMENT COSTS*	0	3,319,447	(3,319,447)	(3,319,447)
SUBTOTAL MOORPARK COLLEGE PROJECTS	112,447,778	52,136,879	60,310,899	60,310,899
OXNARD COLLEGE PROJECTS				
COMMUNITY STUDENT SERVICES BLDING (SUPPL TO COP)	1,720,000	1,688,007	31,993	31,993
NORTH PARKING LOT RESTROOM	39,000	35,234	3,766	3,766
RETIRE CAPITAL FINANCING	5,875,825	5,875,824	1	1
NORTH CAMPUS DRIVE PARKING LOT	4,010,000	3,805,449	204,551	204,551
TRACK & FIELD IMPROVEMENTS	8,050,000	7,354,372	695,628	695,628
CHILD DEVELOPMENT CENTER RENOVATION	1,480,000	1,368,994	111,006	111,006
INFRASTRUCTURE/ELECTRICAL SYSTEM UPGRADES	2,865,000	2,719,399	145,601	145,601
HEALTH/SCIENCE CENTER	8,200	5,523	2,677	2,677
PERFORMING ARTS CLASSROOM & AUDITORIUM***	21,701,500	2,406,235	19,295,265	19,295,265
LRC PHONE MDF RENOVATION	860,000	750,765	109,235	109,235
WAREHOUSE	1,320,000	1,242,916	77,084	77,084
STUDENT SERVICES CENTER	27,281,000	24,295,078	2,985,922	2,985,922
CLASSROOM BUILDING	32,800	27,207	5,593	5,593
TELEPHONE DATA SWITCH	1,500,000	1,037,670	462,330	462,330
BOOKSTORE RENOVATION/EXPANSION	300,362	20,442	279,920	279,920
LRC RENOVATION	30,100,000	2,917,785	27,182,215	27,182,215
GYNASIUM REMODEL	1,016,000	936,533	79,467	79,467
UNALLOCATED SPECIAL REPAIRS	54,325	0	54,325	54,325
DENTAL HYGIENE EXPANSION & MODERNIZATION	31,000	29,500	1,500	1,500
FIRE TRAINING FACILITY**	2,000,000	0	2,000,000	2,000,000
SPECIAL REPAIRS - CONCRETE	26,110	26,110	0	0

**VENTURA COMMUNITY COLLEGE DISTRICT
2009-2010 ADOPTION BUDGET
CAPITAL PROJECTS FUND
FUNDS 43XX**

**GENERAL OBLIGATION (MEASURE S)
BOND PROJECTS**

PROGRAM DESCRIPTION	TOTAL PROJECT BUDGET**	EXPENSES TO DATE	PROJECT BALANCE REMAINING	2009 - 2010 PROJECT BUDGET
SPECIAL REPAIRS - PAINTING	14,500	14,500	0	0
SPECIAL REPAIRS - FLOORING	66,204	60,391	5,813	5,813
SPECIAL REPAIRS - PLUMBING	23,031	20,849	2,183	2,183
SPECIAL REPAIRS - ELECTRICAL	35,190	35,190	0	0
SPECIAL REPAIRS - MISCELLANEOUS	18,834	18,392	442	442
AUTO TECHNOLOGY RENOVATION	1,400,000	1,039,573	360,427	360,427
INFRASTRUCTURE/PIPED UTILITY SYSTEMS UPGRADES	3,839,191	3,627,261	211,930	211,930
INFRASTRUCTURE/IMPROV TO CAMPUS SITE FINISHES	939,000	110,024	828,976	828,976
RE-ROOF OE BLDG CLASS/LAB BLDG #12	129,343	129,343	0	0
RE-ROOF BLDGS #7 & 8, REC & FIRE TECH	19,895	19,895	0	0
REPLACE 4160 ELECTRICAL CAMPUSWIDE	65,070	65,070	0	0
REPLACE A/C UNIT BLDG #12 OE	106,040	72,180	33,860	33,860
REPLACE BOILERS, WTR SOFTNR BLDG #12 OE	33,380	8,833	24,547	24,547
REPLACE HVAC CONTROLS BLDGS #6, #12, PE & OE	25,000	12,210	12,790	12,790
REPLACE CHEM & BIO VAC PUMP BLDG #4 LIBERAL ARTS	17,468	16,983	485	485
REPLACE HEATERS BLDG #9 AUTO TECH	16,484	16,484	0	0
REPL ELECTRICAL EQUIPMENT CAMPUSWIDE	83,997	83,997	0	0
BLDG #12 PLUMBING & MITIGATION	29,834	29,834	0	0
REPL WALKWAY LIGHTING PH II CAMPUSWIDE	15,104	15,104	0	0
UNALLOCATED PLANNING & DEVELOPMENT COSTS*	0	4,045,939	(4,045,939)	(4,045,939)
SUBTOTAL OXNARD COLLEGE PROJECTS	117,148,687	65,985,095	51,163,592	51,163,592

VENTURA COLLEGE PROJECTS

LRC CONSTRUCTION (SUPPL TO STATE FUNDS)	3,165,000	2,610,625	554,375	554,375
LRC SECONDARY & TERTIARY EFFECTS	4,920,000	4,656,378	263,622	263,622
MODERNIZATION OF S BUILDING	5,510,000	521,592	4,988,408	4,988,408
MODERNIZATION F BUILDING (COMMUNICATIONS)	855,335	381,328	474,007	474,007
RETIRE CAPITAL FINANCING	2,237,873	2,237,873	0	0
RENOVATE ATHLETIC FACILITIES	11,072,665	9,904,254	1,168,411	1,168,411
VC INFRASTRUCTURE	28,317	28,317	0	0
INFRASTRUCTURE/ELECTRICAL SYSTEM UPGRADES	655,000	78,828	576,172	576,172
SCIENCE BUILDING UPGRADES	185,000	171,362	13,638	13,638
RENOVATE THEATER BUILDING G	22,476,287	1,167,964	21,308,323	21,308,323
SCIENCE/ARTS FACILITY(SCHEMATICS)	125,000	107,453	17,547	17,547
GENERAL PURPOSE & HI TECH FACILITY	46,525,840	13,797,797	32,728,043	32,728,043
STORAGE WAREHOUSE	64,632	64,632	0	0
TELEPHONE DATA SWITCH	1,500,000	1,205,255	294,745	294,745
FOOD SERVICE RENOVATION	2,100,000	1,928,946	171,054	171,054
PAINTING OF H BUILDING	40,000	12,910	27,090	27,090
WEST PARKING LOT RENOVATION	57,368	51,411	5,957	5,957
EAST PARKING LOT RENOVATION	1,670,000	1,526,782	143,218	143,218
SPECIAL REPAIRS UNALLOCATED	66,259	0	66,259	66,259
STUDIO ARTS H BUILDING MODERNIZATION	2,000,000	0	2,000,000	2,000,000
SHERIFF FACILITY**	8,000,000	0	8,000,000	8,000,000
INFRASTRUCTURE/PIPED UTILITY SYSTEMS UPGRADES	810,000	892	809,108	809,108
INFRASTRUCTURE/IMPROV TO CAMPUS SITE FINISHES	830,000	0	830,000	830,000
REPLACE ELECTRICAL TRANSFORMER	53,158	53,157	1	1
RE-ROOF H BLDG FINE ARTS #14	108,137	106,583	1,554	1,554
RE-ROOF F BLDG #42	63,064	61,822	1,242	1,242
REPLACE ROOF APP BLDG #3	67,326	66,084	1,242	1,242
REPLACE HVAC UNITS F BLDG-COMMUNICATIONS #42	129,412	122,346	7,066	7,066
REPLACE HVAC UNITS H BLDG FINE ARTS #14	120,000	0	120,000	120,000
REPLACE HVAC UNITS - BLDG #2 ADMIN	200,000	187,730	12,270	12,270

**VENTURA COMMUNITY COLLEGE DISTRICT
2009-2010 ADOPTION BUDGET
CAPITAL PROJECTS FUND
FUNDS 43XX**

**GENERAL OBLIGATION (MEASURE S)
BOND PROJECTS**

PROGRAM DESCRIPTION	TOTAL PROJECT BUDGET**	EXPENSES TO DATE	PROJECT BALANCE REMAINING	2009 - 2010 PROJECT BUDGET
REPL ROOF BLDG #45 AQUATIC FACILITY	99,737	99,517	220	220
REPL ELECT TRNSFR BLDG #5 FOOD SVCS	73,047	70,425	2,622	2,622
PAINT EXTERIOR OF SCIENCE BUILDING #4	85,624	54,088	31,536	31,536
REPL ELECTRIC TRANSFORMER Q BLDG #25	457,915	457,379	536	536
SWIMMING POOL REPAIR	868,005	22,750	845,255	845,255
UNALLOCATED PLANNING & DEVELOPMENT COSTS*	0	4,036,273	(4,036,273)	(4,036,273)
SUBTOTAL VENTURA COLLEGE PROJECTS	117,220,000	45,792,754	71,427,246	71,427,246
 DISTRICTWIDE PROJECT				
FIRE/SHERIFF/POLICE EDUC & TRAINING ACADEMY	23,905,124	5,238,852	18,666,272	18,666,272
UNALLOCATED PLANNING & DEVELOPMENT COSTS*	0	797,154	(797,154)	(797,154)
SUBTOTAL FIRE/SHERIFF/POLICE ACADEMY PROJECT	23,905,124	6,036,005	17,869,119	17,869,119
 TOTAL GENERAL OBLIGATION (MEAS S) BOND BUDGETS	 370,721,589	 169,950,734	 200,770,855	 200,770,855

* Unallocated planning and development costs have been built into each project budget. They will be allocated to each completed project based on proportional value.

** Budgets reflect board action taken 4/18/06 on revised cluster of priorities and any subsequently approved project budget transfers. Oxnard and Ventura colleges have committed bond funds for the Fire and Sheriff Facility project (org 89106), \$2M and \$8M, respectively.

*** BOT approved use of Bond interest revenues of \$14,373,775 to supplement State projects 1/13/09.